
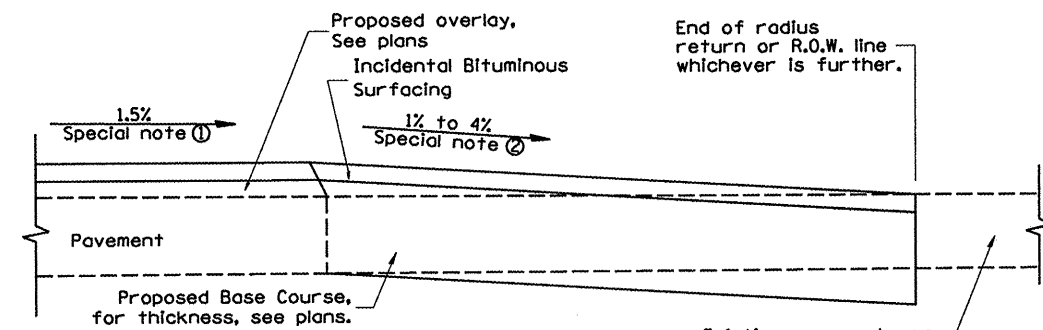


ROUTE		SECTION	COUNTY	SHEET	
MKD.	FAP	103 RS-3	PEORIA	TOTAL	NO.
IL 90	661			21	21

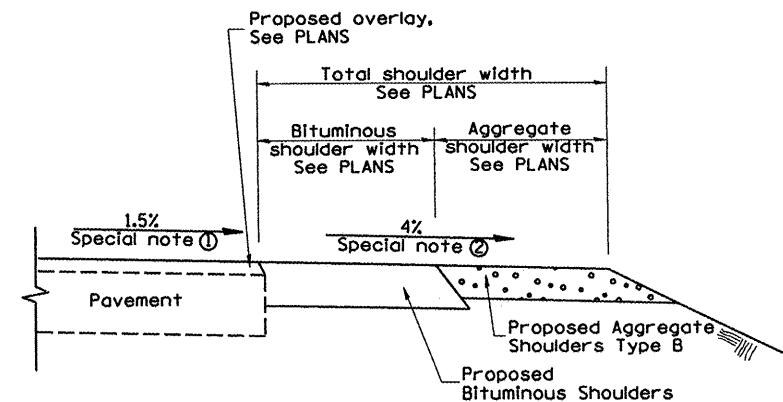
D-94-068-02
CONTRACT # 68259



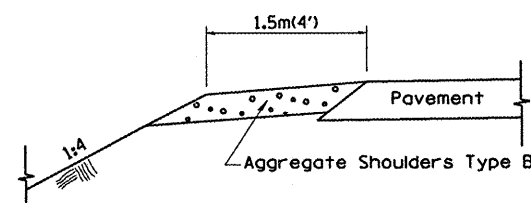
SECTION A-A
EXISTING PCC OR BITUMINOUS SIDEROAD



SECTION A-A
EXISTING AGGREGATE OR SEAL COAT SIDEROAD

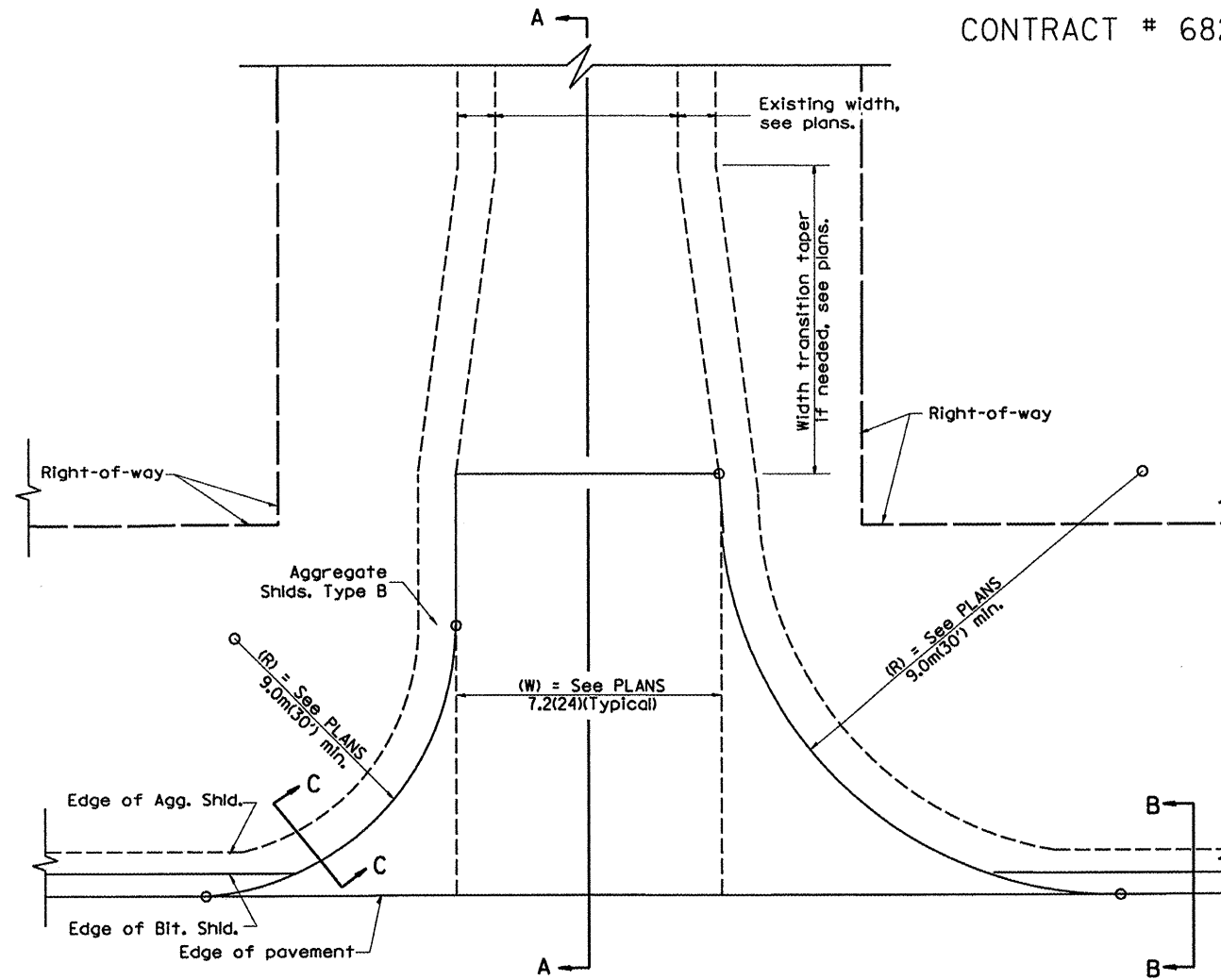


SECTION B-B
MAINLINE SHOULDER TREATMENT



SECTION C-C
SIDEROAD SHOULDER TREATMENT

All dimensions are in millimeters (inches) unless otherwise noted.



PLAN

SPECIAL NOTES

- ① The mainline pavement cross-slope is 1.5% for tangent alignment. See Plans for cross-slope on superelevated horizontal curves.
- ② The sideroad profile should drain away from the mainline at 1% to 4% for 15.0m(50') to 30.0m(100'), or as a minimum to the end of the radius return. When the sideroad is on the high side of a mainline superelevated curve, - 2% maximum should be provided in order to minimize breakover at the pavement edge. See plans for sideroad profiles.

DATE	REVISED BY
1-1-97	T.P.
7-1-97	J.A.

ILLINOIS DEPARTMENT OF TRANSPORTATION
DISTRICT CADD STANDARD
RURAL SIDEROADS FOR "3R" PROJECTS
CADD STANDARD NO. 406401-D4 DRAWN BY CADD
SCALE: NOT DRAWN TO SCALE CHECKED BY T. PICKERING