CONTRACT NO. 63023

Engineering Enterprises, Inc.	F.A. RTE.	SECTION	COUNTY	TOTAL SHEETS	SHEET NO.
	N/A	06-00017-00-PV	KANE	232	156
	STA.		TO STA.		
	FED. ROAD DIST. NO. _	ILLINOIS	FED. AID PROJECT		

Proposed water main below existing sewer line with 18" minimum separation.

GUIDELINES

NOTE: CLASS IV MATERIAL SHALL BE COMPACTED TO 95% OF STANDARD PROCTOR MAXIMUM DENSITY.

1. Omit Select Granular Cradle and Granular Backfill to one (1) foot over top of pipe and use Select Excavated Material (Class IV) and compact for 10 feet on either side of sewer line.
2. If Select Granular Backfill exists, remove within width of Existing Sewer Line trench and replace with Select Excavated Material (Class IV) and compact.
3. Provide adequate Support for Existing Sewer Line to prevent damage due to settlement.

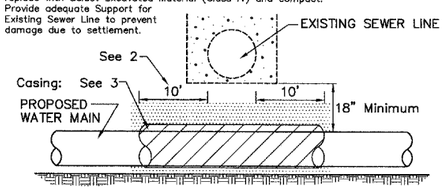

Proposed water main below existing sewer line with less than 18" minimum separation.

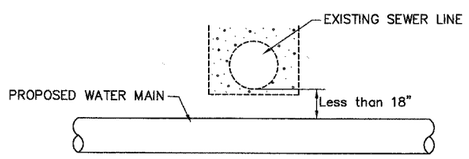

NOT ALLOWED*
Must Maintain 18" Vertical Separation

COPYRIGHT © 2008 ENGINEERING ENTERPRISES, INC.

WATER + SEWER SEPARATION REQUIREMENTS (VERTICAL)

Engineering Enterprises, Inc.
52 Wheeler Road
Sugar Grove, Illinois 60554
Phone: (630) 466-9350

SCALE:	FOLDER:	DRAWING NUMBER:	DRAWN BY:
N.T.S.	EE-WA	TR-03	WCP
DATE: 9/24/07			REVISED:

Proposed sewer (or water) is located 10 feet or more from existing water (or sewer).

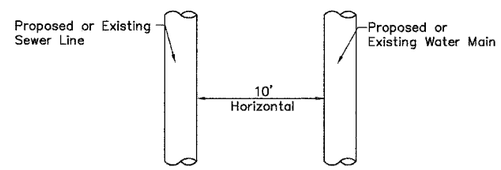

PLAN VIEW

Proposed sewer (or water) is located less than 10 feet from existing water (or sewer).

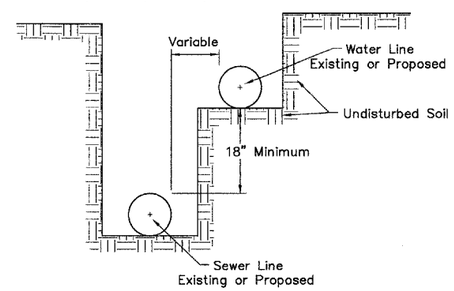

COPYRIGHT © 2008 ENGINEERING ENTERPRISES, INC.

WATER + SEWER SEPARATION REQUIREMENTS (HORIZONTAL)

Engineering Enterprises, Inc.
52 Wheeler Road
Sugar Grove, Illinois 60554
Phone: (630) 466-9350

SCALE:	FOLDER:	DRAWING NUMBER:	DRAWN BY:
N.T.S.	EE-WA	TR-05	WCP
DATE: 9/24/07			REVISED:

MATERIAL WALL THICKNESS
PRE-CAST CONC. - MIN. 1/12 "D"

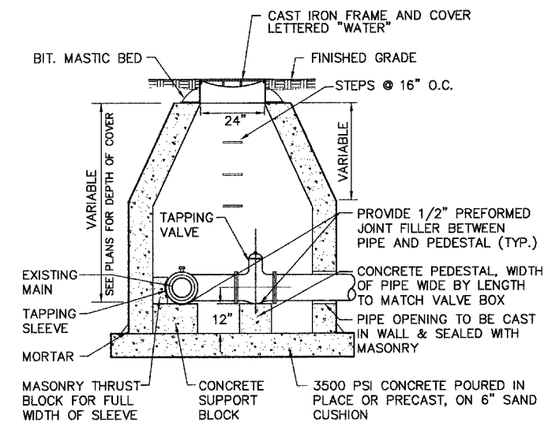

NOTE: VALVE MANHOLE DIA. SHALL BE 48" FOR 8" AND SMALLER VALVES AND 60" FOR 10" AND LARGER VALVES

COPYRIGHT © 2008 ENGINEERING ENTERPRISES, INC.

WATER MAIN PRESSURE CONNECTION DETAIL

Engineering Enterprises, Inc.
52 Wheeler Road
Sugar Grove, Illinois 60554
Phone: (630) 466-9350

SCALE:	FOLDER:	DRAWING NUMBER:	DRAWN BY:
N.T.S.	EE-WA	WM-08	WCP
DATE: 9/20/07			REVISED:

PLAN	BY	DATE
SURVEYED		
PLOTTED		
ALIGNMENT CHECKED		
RT. OF WAY CHECKED		
LAND TILE NAME		
NOTE BOOK		
NO.		

PROFILE	BY	DATE
SURVEYED		
PLOTTED		
GRADES CHECKED		
BRIDGE NOTE		
STRUCTURE NOTATNS CK'KD		
NOTE BOOK		
NO.		

REVISIONS	
NAME	DATE

ILLINOIS DEPARTMENT OF TRANSPORTATION

TYPICAL DETAILS

SCALE: NTS
DRAWN BY: KKP
DATE: 02/07/08
CHECKED BY: WBR

Plotted: May 27, 2008 @ 4:07 PM By: Terri Seidler-Johnson - Tab: 156 DETAILS (22x34)

Path: H:\SBS\PROJ\S60546\DWG\S60732\DWG FINAL ENG\CONTRACT B\P-S60546-EE75