F.A.I. RTE.	SECTION	COUNTY	TOTAL SHEETS	SHEET NO.
90/94	2005-071 LS	COOK	39	35
STA.		TO STA.		
FED. ROAD DIST. NO. 1	ILLINOIS	FED. AID PROJECT		

60A77

DETAILS OF P.C.C. CURB, GUTTER, COMBINED CURB & GUTTER, MODIFIED CURB & GUTTER

NOTE: H = VARIABLE (SEE PLAN) WHERE H EXCEEDS 12".USE SPECIAL TYPE OF C.C.&G
SEE CONSTRUCTION DETAILS (FOR MISCELLANEOUS STRUCTURES)
X = THICKNESS OF PAVEMENT
Y = ONE HALF THE THICKNESS OF CONCRETE PAVEMENT OR CONCRETE BASE.
Z = 10" OR THICKNESS OF PAVEMENT - WHICHEVER IS GREATER

TYPE BV.12 OR TYPE 3 CURB & GUTTER

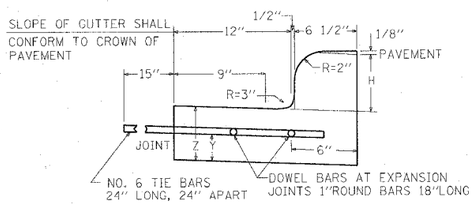

TYPE B6.12 MOD

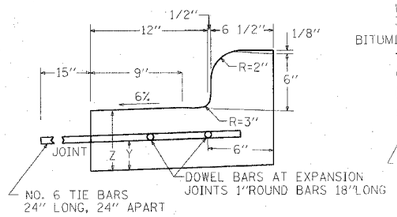

TYPE B OR TYPE 4 CURB

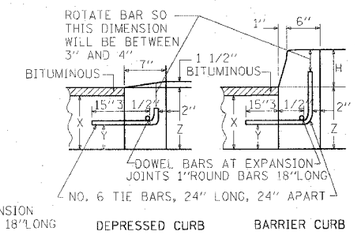

JOINTS IN CURB, GUTTER, COMBINED CURB & GUTTER

CONTRACTION JOINTS SHALL ALSO BE PLACED BETWEEN THESE EXPANSION JOINTS AT DISTANCES NOT EXCEEDING 20 FEET.
ALL TIE BARS SHALL BE CORRUGATED- ALL DOWEL BARS SHALL BE SMOOTH.
AND COMBINED CURB & GUTTER IN PROLONGATION WITH THE JOINTS IN THE PAVEMENT. THE DETAILS OF THE TRANSVERSE JOINTS IN THE CURB, GUTTER AND COMBINED CURB & GUTTER SHALL BE APPROVED BY THE ENGINEER. CURB, GUTTER OR COMBINED CURB & GUTTER IS CONSTRUCTED ADJACENT TO A FLEXIBLE BASE PAVEMENT, 1"THICK EXPANSION JOINTS COMPOSED OF BITUMINOUS PREFORMED JOINT FILLER SHALL BE INSTALLED IN THE CURB AND/OR GUTTER AT POINTS OF CURVATURE AND AT CONSTRUCTION JOINTS. TRANSVERSE JOINTS OF A TYPE SIMILAR TO THAT USED IN THE ADJACENT PAVEMENT SHALL BE INSTALLED IN THE CURB,GUTTER

BASIS OF PAYMENT

THE COST OF ALL JOINTS, TIE BARS, INCLUDING LABOR, FURNISHING AND PLACING OF STEEL, FILLER AND ALL OTHER INCIDENTALS SHALL BE INCLUDED IN THE UNIT PRICES BID FOR TYPE B-V.12 OR TYPE 3 COMBINED CONCRETE CURB AND GUTTER, TYPE 4 OR TYPE B CONCRETE CURB OR ANY SPECIFIED SPECIAL TYPE OF CURB, GUTTER OR CURB AND GUTTER UNLESS OTHERWISE SPECIFIED.

DEPRESSED CURB & GUTTER

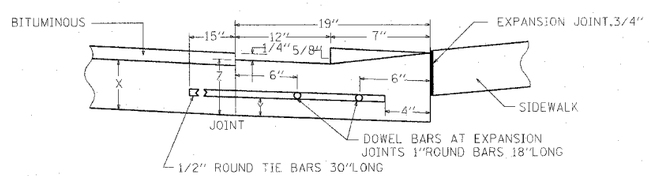

IF NO ITEM IS PROVIDED FOR DEPRESSED CURB AND GUTTER, IT WILL BE PAID FOR AS TYPE B-V.12 OR TYPE 3 COMBINATION CONCRETE CURB AND GUTTER.

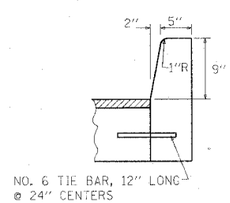

CONCRETE CURB TYPE B (SPECIAL)

MOUNTABLE CURB GENERAL NOTES

LONGITUDINAL JOINT TIE BARS SHALL BE NO. 6 AT 24" CENTERS IN ACCORDANCE WITH DETAILS FOR LONGITUDINAL CONSTRUCTION JOINT SHOWN ON STANDARD 420001.

CONTRACTOR SHALL FOLLOW STANDARD 606001 FOR GENERAL NOTES AND PROCEDURES.

CTE | AECOM

5 OF 5

REVISIONS	
NAME	DATE

ILLINOIS DEPARTMENT OF TRANSPORTATION
F.A.I. 90/94 (DAN RYAN EXPRESSWAY)
63RD STREET GATEWAY LANDSCAPING AND IRRIGATION

CONSTRUCTION DETAILS
CURB AND GUTTER DETAILS

SCALE: NONE — DRAWN BY: MK
DATE: MAY 02, 2008 — CHECKED BY: RMG

E:\p40468\ch1\29-gateway_irrigation\sht\221 16.3rd\mc221005 2a.sht
05/01/2008 03:49:25 PM