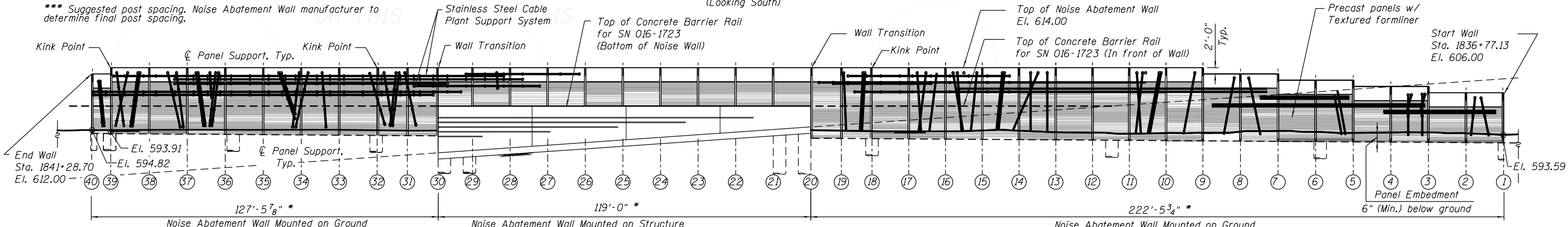
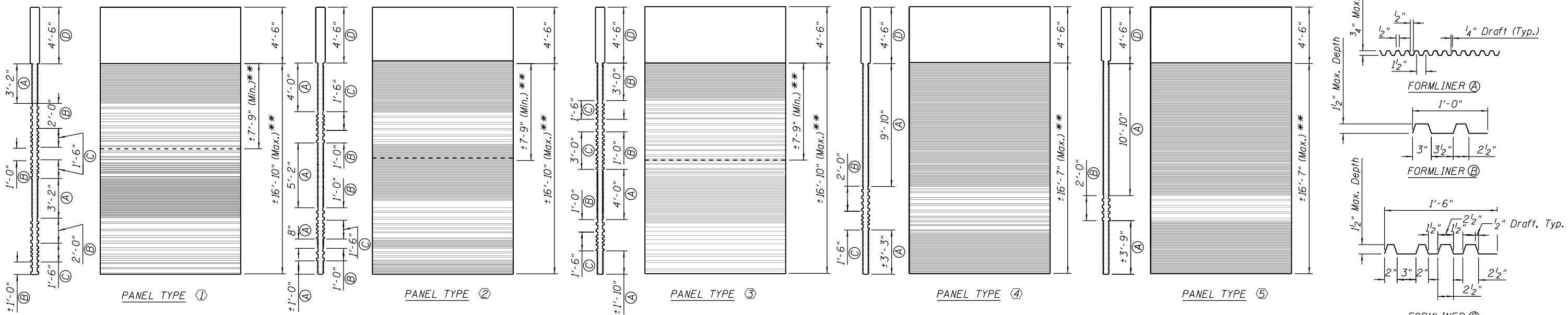


ELEVATION
(Looking South)

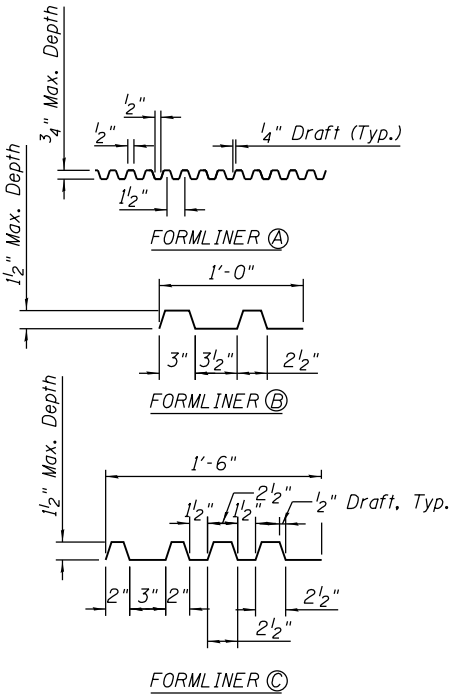
* Measured along F.F. of precast panels
Verify all dimensions with structural drawings
*** Suggested post spacing. Noise Abatement Wall manufacturer to determine final post spacing.



ELEVATION
(Looking North)



PRECAST PANEL TYPE DETAILS



FORMLINER DETAILS

LEGEND:

- ① ② ③ ④ ⑤ Precast Panel Type Designation Based on Formliner Layout
- Ⓐ Ⓑ Ⓒ Ⓓ Formliner Type Designation

NOTES:

1. Textured formliner for precast panels will not be paid separately and will be included in the cost of the pay item "Noise Abatement Wall, Ground Mounted" and "Noise Abatement Wall, Structure Mounted".
2. For Stainless Steel Cable Plant Support System details see drawing SDET 04.

0161723-60W28-503-SuperStruct-NW-1.dgn



USER NAME = Kritzm	DESIGNED - MR	REVISED
PLOT SCALE = N.T.S.	CHECKED - ATB	REVISED
PLOT DATE = 4/28/2014	DRAWN - MR	REVISED
	CHECKED - EJO	REVISED

STATE OF ILLINOIS
DEPARTMENT OF TRANSPORTATION

ARCHITECTURAL DETAILS - I
NOISE ABATEMENT WALL
SHEET NO. SDET03 OF SDET09 SHEETS

F.A.I. RE. 90/94/290	SECTION 2013-010R	COUNTY COOK	TOTAL SHEETS 747	SHEET NO. 581
CONTRACT NO. 60W28			ILLINOIS FED. AID PROJECT -NUMBER-	