

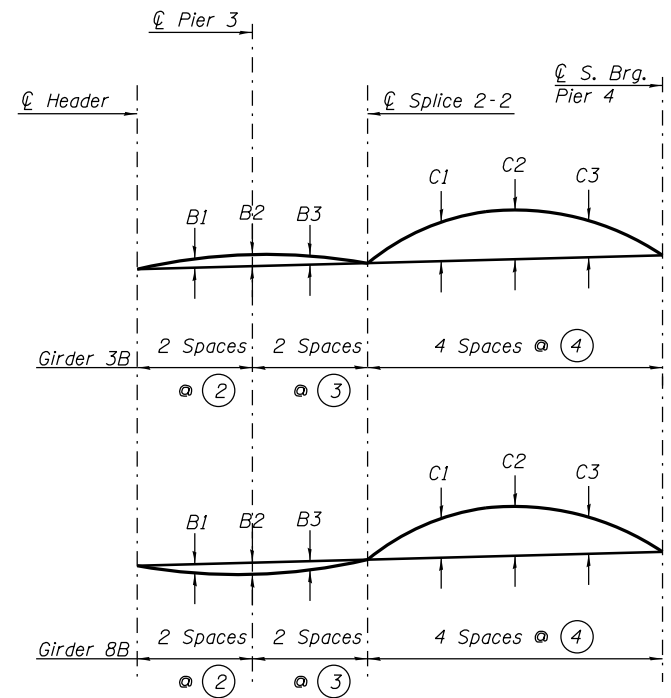
TOP OF WEB ELEVATIONS* - UNIT II				
Girder	℄ Header	℄ Pier 3	℄ Splice 2-2	℄ S. Brg. Pier 4
3B	619.60	620.77	621.70	623.54
8B	618.76	619.93	621.22	624.00

*For fabrication use only.

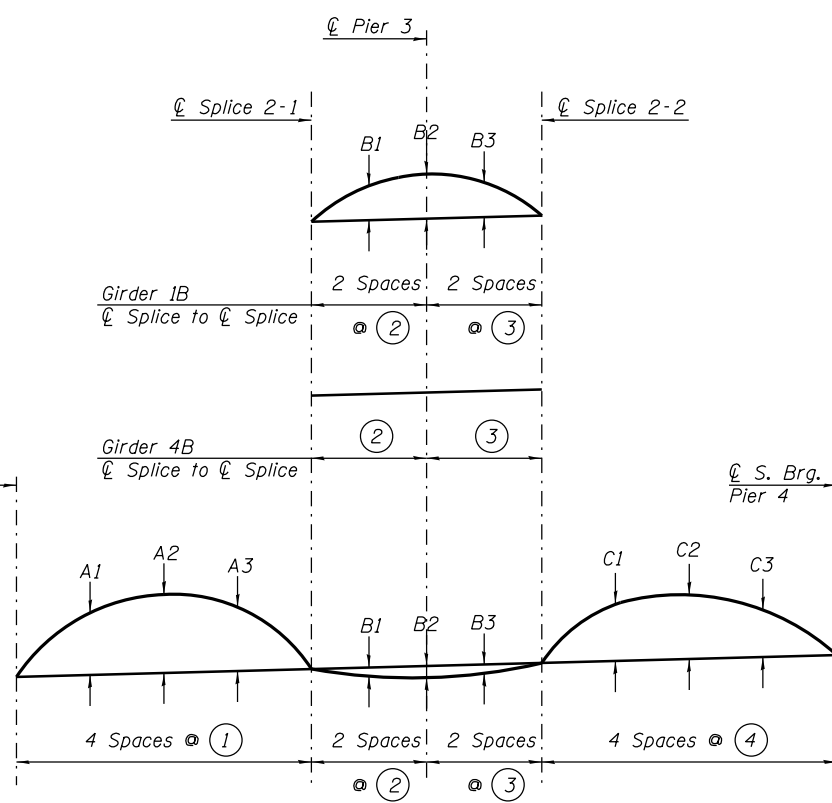
CAMBER ORDINATES - UNIT II									
Girder	B1	B2	B3	C1	C2	C3	②	③	④
3B	0 1/2"	1"	0 3/4"	3 1/4"	3 1/4"	2"	27.865	26.000	29.512
8B	1"	1 1/4"	0 1/2"	3 1/2"	3 3/4"	2 1/2"	27.865	26.000	30.199

NOTES:

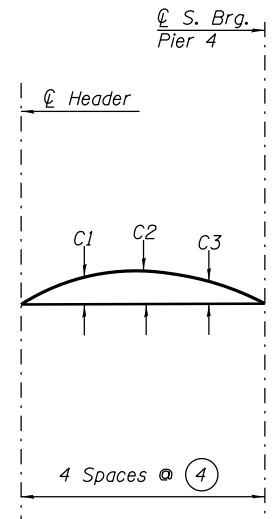
1. See Sheet S-77 for girder framing plan.
2. See Sheet S-78 & S-79 for girder elevations.
3. See Sheet S-81 & S-82 for girder moment & reaction tables.
4. See Sheet S-99 for girder splice details.
5. See Sheet S-100 thru S-102 for girder cross frame details and erection notes.



CAMBER DIAGRAM - UNIT II
(Girders 3B & 8B)



CAMBER DIAGRAM - UNIT II
(Girders 1B, 4B-7B, 9B)



CAMBER DIAGRAM - UNIT II
(Girder 2B)

TOP OF WEB ELEVATIONS* - UNIT II					
Girder	℄ N. Brg. Pier 2	℄ Splice 2-1	℄ Pier 3	℄ Splice 2-2	℄ S. Brg. Pier 4
1B	615.97	619.64	620.89	621.69	622.57
4B	615.92	619.44	620.57	621.70	623.99
5B	615.74	619.28	620.41	621.70	624.43
6B	615.56	619.10	620.25	621.55	624.31
7B	615.38	618.92	620.07	621.37	624.14
9B	615.26	618.72	619.86	621.12	623.86

*For fabrication use only.

TOP OF WEB ELEVATIONS* - UNIT II		
Girder	℄ Header	℄ S. Brg. Pier 4
2B	622.08	623.08

*For fabrication use only.

CAMBER ORDINATES - UNIT II				
Girder	C1	C2	C3	④
2B	1 1/4"	1 1/2"	1"	26.243

CAMBER ORDINATES - UNIT II													
Girder	A1	A2	A3	B1	B2	B3	C1	C2	C3	①	②	③	④
1B	4"	6"	5"	1 3/4"	2 3/4"	2"	4 1/4"	4 1/2"	2 3/4"	30.098	26.072	26.072	29.291
4B	4"	6"	5"	0"	0"	0"	3 1/4"	3 1/2"	2 1/4"	30.013	52.000	52.000	29.656
5B	4 1/4"	6"	5 1/4"	0 1/4"	1"	0 1/4"	3 1/2"	3 1/2"	2 1/4"	30.008	26.000	26.000	29.800
6B	4 1/4"	6 1/4"	5 1/4"	0 1/2"	1"	0 1/4"	3 1/2"	3 3/4"	2 1/2"	30.002	26.000	26.000	29.943
7B	4 1/4"	6 1/4"	5 1/4"	0 1/2"	1"	0 1/4"	3 1/2"	3 3/4"	2 1/2"	29.997	26.000	26.000	30.087
9B	4 1/4"	6 1/4"	5 1/4"	0 1/4"	0 3/4"	0 1/4"	3 1/2"	3 3/4"	2 1/2"	30.003	26.009	26.009	30.336

0161705-60W2B-5080-GirderCamber.dgn



USER NAME = floresg	DESIGNED - VP	REVISED
PLOT SCALE = N.T.S.	CHECKED - DD	REVISED
PLOT DATE = 5/7/2014	DRAWN - MRK	REVISED
	CHECKED - ATB	REVISED

STATE OF ILLINOIS
DEPARTMENT OF TRANSPORTATION

GIRDER CAMBER AND TOP OF WEB ELEVATIONS - UNIT II
STRUCTURE NO. 016-1705

SHEET NO. S-80 OF S-165 SHEETS

F.A.I. RTE. 90/94/290	SECTION 2013-010R	COUNTY COOK	TOTAL SHEETS 747	SHEET NO. 396
CONTRACT NO. 60W28			ILLINOIS FED. AID PROJECT	