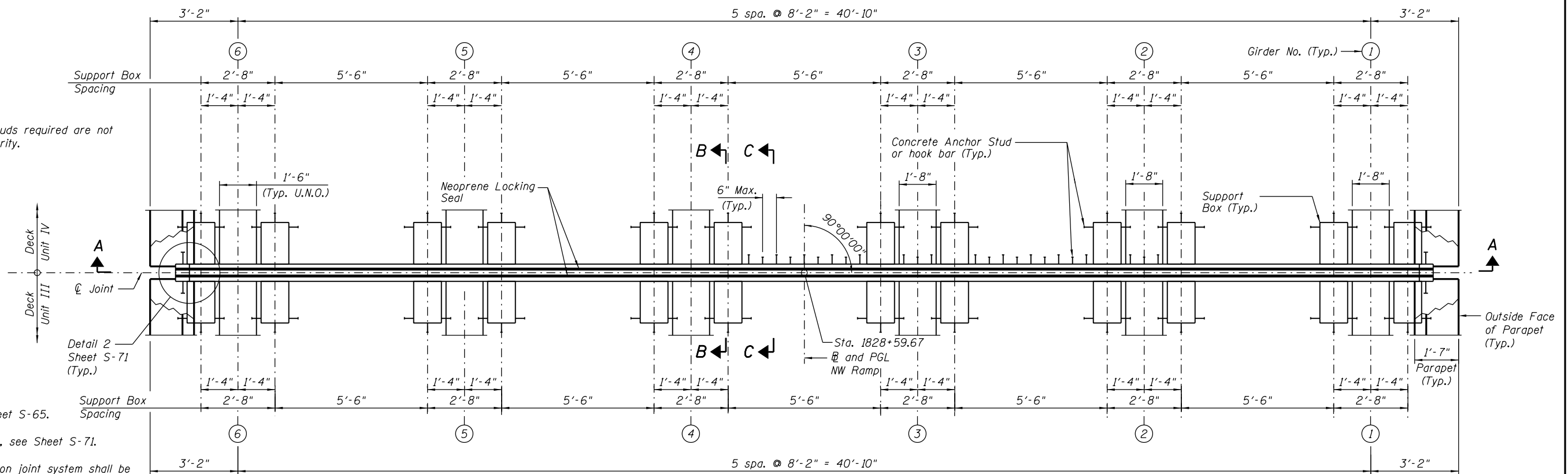
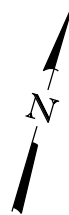


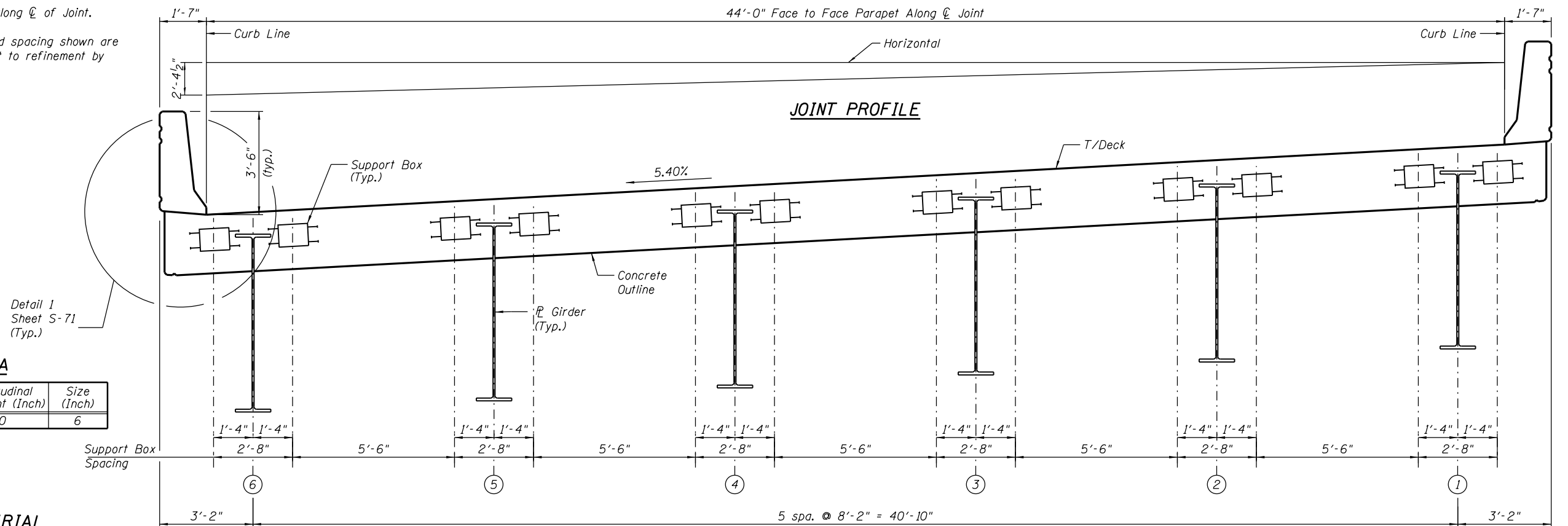
Note:  
All Concrete Anchor Studs required are not shown on plans for clarity.



**PLAN**

**NOTES:**

1. For General Notes, see Sheet S-65.
2. For Sections B-B and C-C, see Sheet S-71.
3. The swivel modular expansion joint system shall be limited to pre-approved systems as indicated in special provision for Modular Expansion Joint. The joint shall provide the movement as shown in Table A.
4. Dimensions are measured along  $\bar{C}$  of Joint.
5. Support box dimensions and spacing shown are conceptual only and subject to refinement by joint manufacturer.



**SECTION A-A**  
(Looking Upstation)

**TABLE A**

Location	Longitudinal Movement (Inch)	Size (Inch)
Pier 6	4.0	6

**BILL OF MATERIAL**

Item	Unit	Total
Pier 6 Modular Exp. Jt.-Swivel, 6"	Foot	46



USER NAME = floresg  
DESIGNED - VP  
CHECKED - EJO  
PLOT SCALE = N.T.S.  
DRAWN - MK  
PLOT DATE = 5/7/2014  
CHECKED - ATB

DESIGNED - VP  
CHECKED - EJO  
DRAWN - MK  
CHECKED - ATB

REVISED  
REVISED  
REVISED  
REVISED

STATE OF ILLINOIS  
DEPARTMENT OF TRANSPORTATION

MODULAR EXPANSION JOINT - PIER 6  
STRUCTURE NO. 016-1705

SHEET NO. S-67 OF S-165 SHEETS

F.A.I. RTE.	SECTION	COUNTY	TOTAL SHEETS	SHEET NO.
90/94/290	2013-010R	COOK	747	383
CONTRACT NO.			6W28	
ILLINOIS FED. AID PROJECT				

0161705-60W28-5067-ExpJoint.dgn