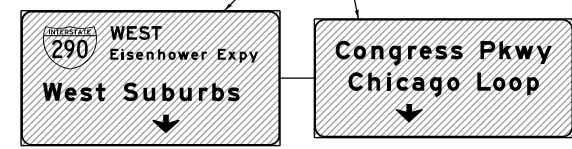

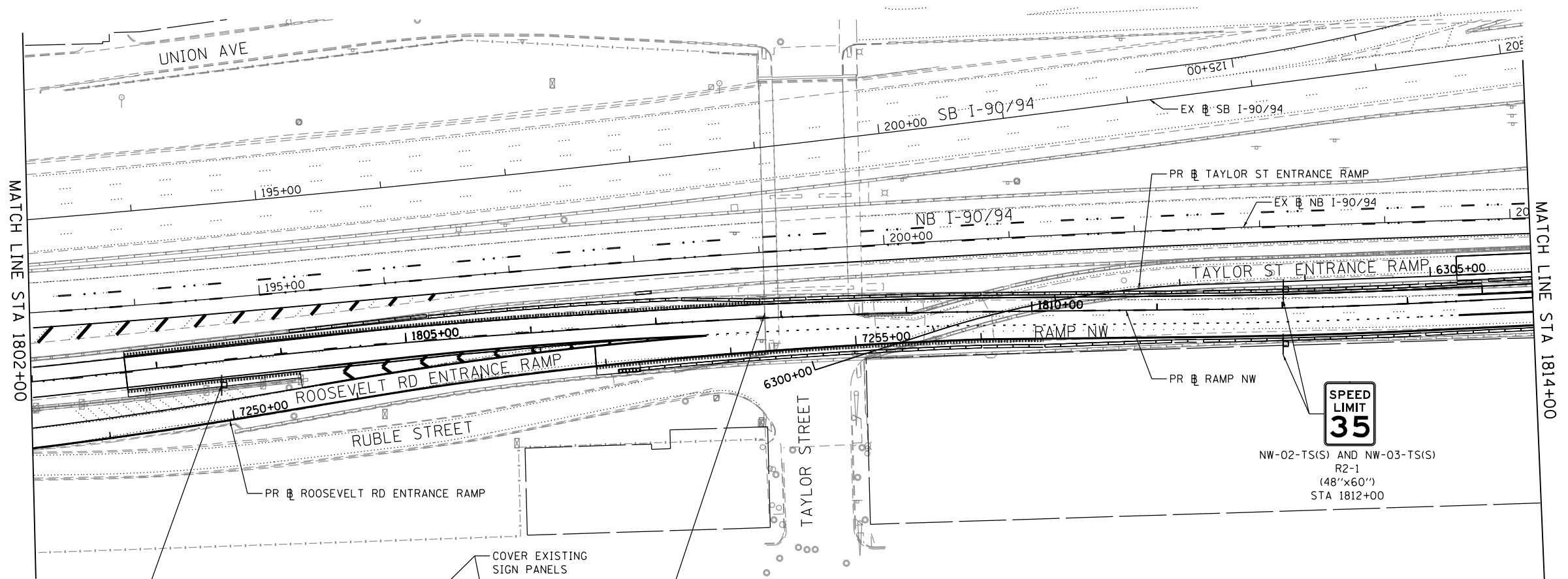
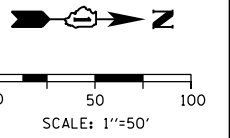
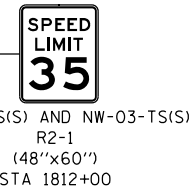


SIGNING NOTES

1. SEE SIGN SCHEDULE FOR SIGN PANEL AND MOUNTING INFORMATION.
2. BEFORE BEGINNING ANY WORK, THE CONTRACTOR SHALL RECORD AND RETAIN ALL EXISTING SIGN INFORMATION FOR FUTURE REFERENCE. EXACT LOCATIONS OF ALL SIGNS SHALL BE DIRECTED BY THE ENGINEER.



EXISTING BRIDGE MOUNTED SIGNS,
SIGN STRUCTURE TO BE REMOVED
IN THE FUTURE CONTRACT (BY OTHERS)



FILE PATH = C:\Users\pmsarno\Desktop\pmsarno_26-14-01\261428-SHT-Sign-03.dgn



D160W28-SHT-Sign-03.dgn	DESIGNED - OPS	REVISED -
USER NAME = pmsarno	DRAWN - NSA	REVISED -
PLOT SCALE = 100.0000' / in.	CHECKED - KCF	REVISED -
PLOT DATE = 4/27/2014	DATE - 04/28/14	REVISED -

**STATE OF ILLINOIS
DEPARTMENT OF TRANSPORTATION**

SIGNING PLAN

SCALE: 1"=50' SHEET 3 OF 7 SHEETS STA. 1802+00 TO STA. 1814+00

F.A.I. RTE.	SECTION	COUNTY	TOTAL SHEETS	SHEET NO.
90/94/290	2013-010R	COOK	747	272
CONTRACT NO. 60W28				
ILLINOIS FED. AID PROJECT				