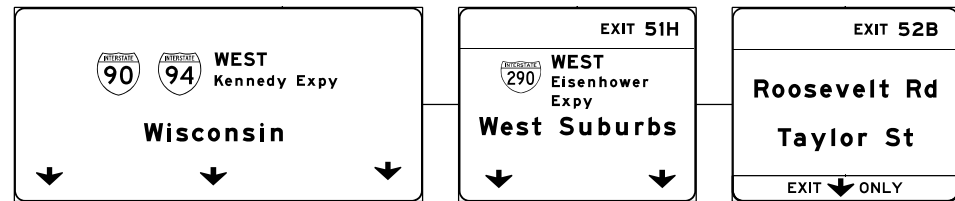
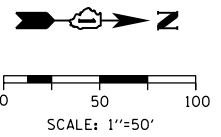
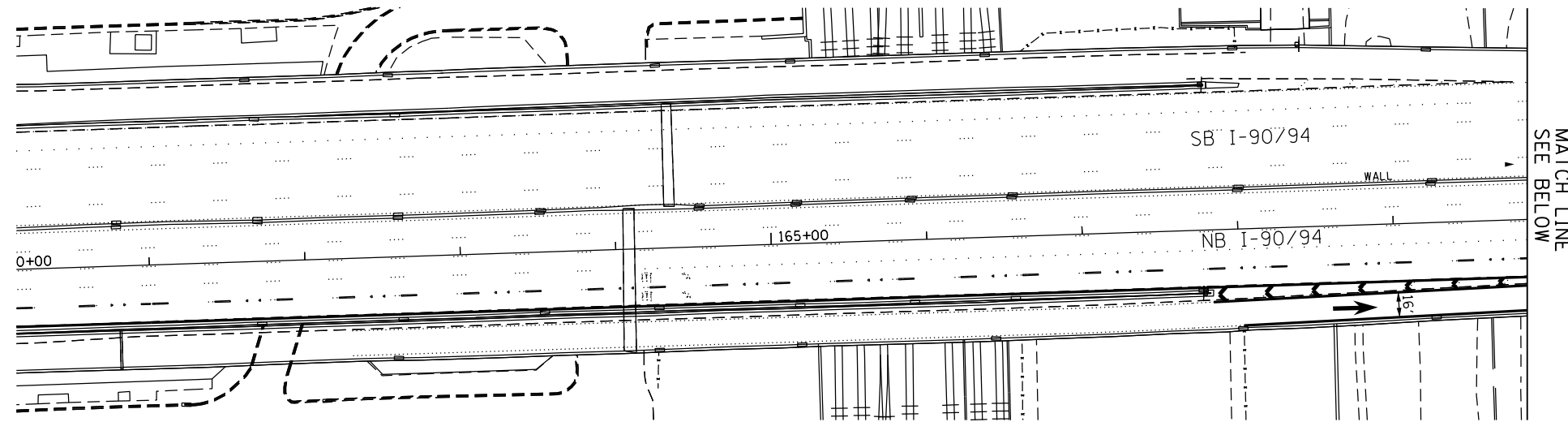


**SIGNING NOTES**

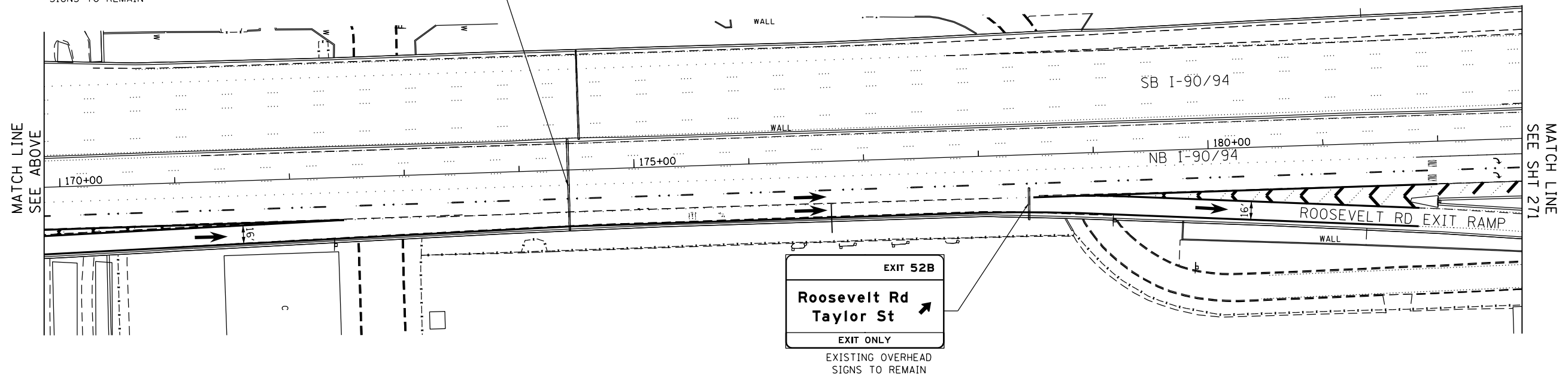
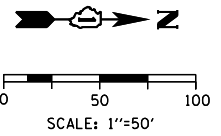
1. SEE SIGN SCHEDULE FOR SIGN PANEL AND MOUNTING INFORMATION.
2. BEFORE BEGINNING ANY WORK, THE CONTRACTOR SHALL RECORD AND RETAIN ALL EXISTING SIGN INFORMATION FOR FUTURE REFERENCE. EXACT LOCATIONS OF ALL SIGNS SHALL BE DIRECTED BY THE ENGINEER.

**SIGN NUMBERING CODE EXAMPLE**

DIRECTION OF TRAFFIC	EXAMPLE	MOUNTING TYPE
NW - RAMP NW	NB-03-LP	ST - STEEL POST
EX - EXISTING		TS - TELESCOPING STEEL
SIGN PANEL NUMBER		LP - LIGHT POLE BANDING
		SP - SIGNAL POLE BANDING
		SA - SIGNAL POLE MAST ARM
		BM - BRIDGE MOUNTED
		PP - PEDESTRIAN PUSH BUTTON
		BS - BREAKAWAY STEEL
		WP - WOOD POST
		OV - OVERHEAD
		TM - TRUSS SUPPORT MOUNTED
		(S) - SPECIAL



EXISTING OVERHEAD SIGNS TO REMAIN



FILE PATH = C:\Users\pmsarno\Desktop\Drawings\26-14\0160W28-SHT-Sign-01.dgn



D160W28-SHT-Sign-01.dgn	DESIGNED - OPS	REVISED -
USER NAME = pmsarno	DRAWN - NSA	REVISED -
PLOT SCALE = 100.0000' / in.	CHECKED - KCF	REVISED -
PLOT DATE = 4/27/2014	DATE - 04/28/14	REVISED -

**STATE OF ILLINOIS  
DEPARTMENT OF TRANSPORTATION**

**SIGNING PLAN**

SCALE: 1"=50' SHEET 1 OF 7 SHEETS STA. TO STA.

F.A.I. RTE.	SECTION	COUNTY	TOTAL SHEETS	SHEET NO.
90/94/290	2013-010R	COOK	747	270
CONTRACT NO. 60W28			ILLINOIS FED. AID PROJECT	