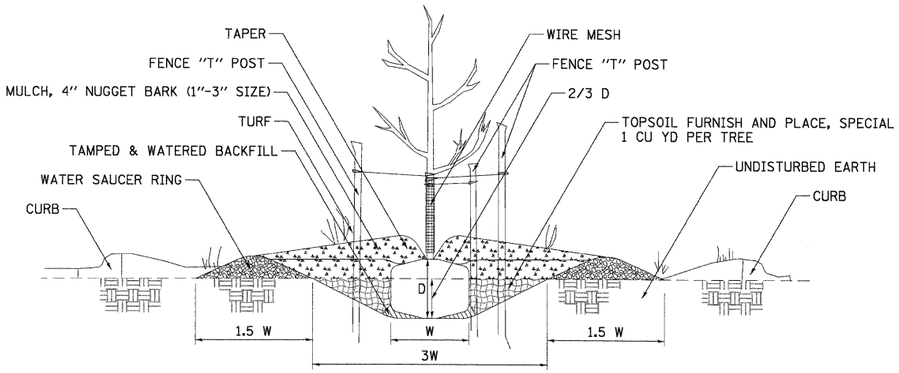

1 PARKWAY PLANTING DETAIL
NOT TO SCALE

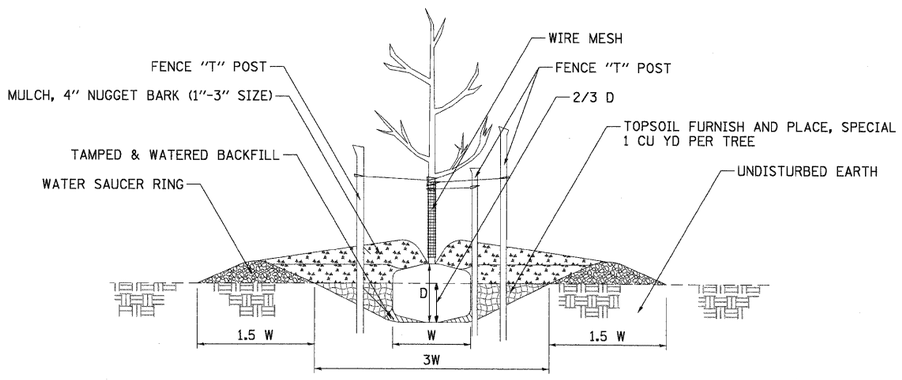

2 FLAT GROUND PLANTING DETAIL
NOT TO SCALE

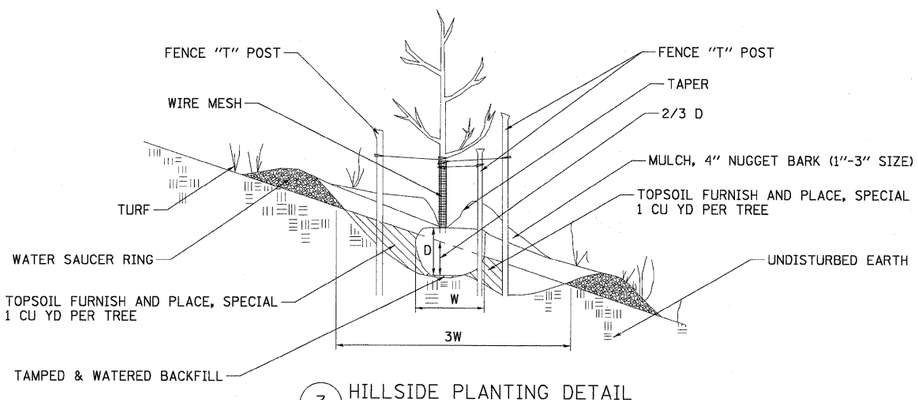

3 HILLSIDE PLANTING DETAIL
NOT TO SCALE

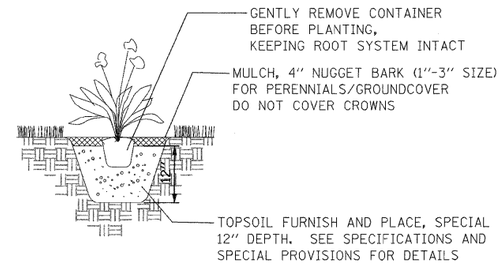

4 PERENNIAL/GROUNDCOVER PLANTING DETAIL
NOT TO SCALE

NOTE: PLANTING RELATIONSHIPS VARY
SEE LANDSCAPE PLAN FOR DETAILS

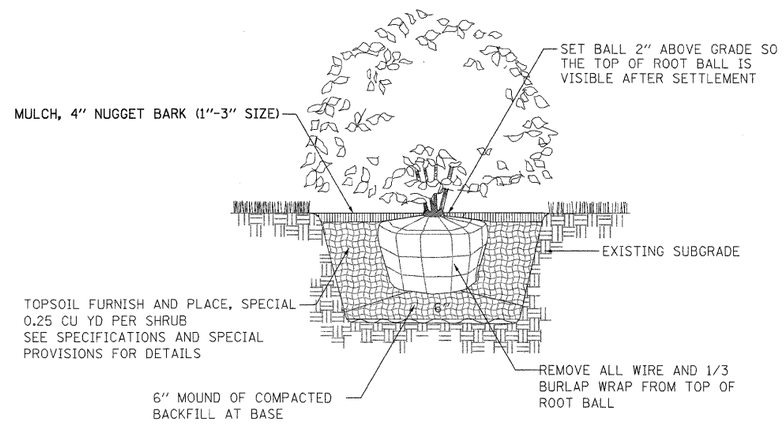

5 SHRUB PLANTING DETAIL
NOT TO SCALE

NOTE: PRUNING SHALL NOT CHANGE THE HABIT OF THE TREE. ALL CUTS SHALL BE MADE JUST OUTSIDE THE BRANCH BARK RIDGE AND COLLAR, ANGLING AWAY FROM THE STEM. PRUNING SHALL BE LIMITED TO THE REMOVAL OF COMPETING LEADERS, OR DEAD, RUBBING, BROKEN OR DAMAGED BRANCHES AND ONLY AT THE DIRECTION OF THE R.E.

TREE PLANTING SCHEDULE

TREE SIZE CALIPER	SHRUB TREE HEIGHT	EVERGREEN HEIGHT	MIN DIAMETER BALL W	MIN DEPTH BALL D	HOLE DEPTH 2/3 D	HOLE WIDTH 3 W
1/4 IN 1/2	2 FT 3	1.5 FT 2	10 IN 12	10 IN 12	7 IN 8	30 IN 36
3/4 1	4 5	3 4	14 16	14 16	9 11	42 48
1 1/4 1 1/2	6 7	4 1/2 5	18 20	18 20	12 13	54 60
1 3/4 2	8 9	6 7	22 24	22 24	15 16	66 72
2 1/2 3	10 11	8 9	28 32	28 32	19 21	84 96