

108

Letting June 17, 2022

Notice to Bidders, Specifications and Proposal



**Contract No. 61H77
COOK County
Section 21-00074-00-RS (Elk Grove Village)
Route FAU 1338 (Biesterfield Road)
Project EXSB-004 ()
District 1 Construction Funds**

Prepared by

Checked by

F

(Printed by authority of the State of Illinois)



- 1. TIME AND PLACE OF OPENING BIDS.** Electronic bids are to be submitted to the electronic bidding system (iCX-Integrated Contractors Exchange). All bids must be submitted to the iCX system prior to 12:00 p.m. June 17, 2022 at which time the bids will be publicly opened from the iCX SecureVault.
- 2. DESCRIPTION OF WORK.** The proposed improvement is identified and advertised for bids in the Invitation for Bids as:

**Contract No. 61H77
COOK County
Section 21-00074-00-RS (Elk Grove Village)
Project EXSB-004 ()
Route FAU 1338 (Biesterfield Road)
District 1 Construction Funds**

Resurface Biesterfield Road from west village limits to Meacham Road in Elk Grove Village.

- 3. INSTRUCTIONS TO BIDDERS.** (a) This Notice, the invitation for bids, proposal and letter of award shall, together with all other documents in accordance with Article 101.09 of the Standard Specifications for Road and Bridge Construction, become part of the contract. Bidders are cautioned to read and examine carefully all documents, to make all required inspections, and to inquire or seek explanation of the same prior to submission of a bid.

(b) State law, and, if the work is to be paid wholly or in part with Federal-aid funds, Federal law requires the bidder to make various certifications as a part of the proposal and contract. By execution and submission of the proposal, the bidder makes the certification contained therein. A false or fraudulent certification shall, in addition to all other remedies provided by law, be a breach of contract and may result in termination of the contract.
- 4. AWARD CRITERIA AND REJECTION OF BIDS.** This contract will be awarded to the lowest responsive and responsible bidder considering conformity with the terms and conditions established by the Department in the rules, Invitation for Bids and contract documents. The issuance of plans and proposal forms for bidding based upon a prequalification rating shall not be the sole determinant of responsibility. The Department reserves the right to determine responsibility at the time of award, to reject any or all proposals, to re-advertise the proposed improvement, and to waive technicalities.

By Order of the
Illinois Department of Transportation

Omer Osman,
Secretary

INDEX
FOR
SUPPLEMENTAL SPECIFICATIONS
AND RECURRING SPECIAL PROVISIONS

Adopted January 1, 2022

This index contains a listing of SUPPLEMENTAL SPECIFICATIONS, frequently used RECURRING SPECIAL PROVISIONS, and LOCAL ROADS AND STREETS RECURRING SPECIAL PROVISIONS.

No ERRATA this year.

SUPPLEMENTAL SPECIFICATIONS

Std. Spec. Sec.

Page No.

No Supplemental Specifications this year.

RECURRING SPECIAL PROVISIONS

The following RECURRING SPECIAL PROVISIONS indicated by an "X" are applicable to this contract and are included by reference:

<u>CHECK SHEET #</u>		<u>PAGE NO.</u>
1	X Additional State Requirements for Federal-Aid Construction Contracts	1
2	X Subletting of Contracts (Federal-Aid Contracts)	4
3	X EEO	5
4	Specific EEO Responsibilities Non Federal-Aid Contracts	15
5	Required Provisions - State Contracts	20
6	Asbestos Bearing Pad Removal	26
7	Asbestos Waterproofing Membrane and Asbestos HMA Surface Removal	27
8	Temporary Stream Crossings and In-Stream Work Pads	28
9	X Construction Layout Stakes	29
10	Use of Geotextile Fabric for Railroad Crossing	32
11	Subsealing of Concrete Pavements	34
12	Hot-Mix Asphalt Surface Correction	38
13	X Pavement and Shoulder Resurfacing	40
14	Patching with Hot-Mix Asphalt Overlay Removal	41
15	Polymer Concrete	43
16	PVC Pipeliner	45
17	Bicycle Racks	46
18	Temporary Portable Bridge Traffic Signals	48
19	Nighttime Inspection of Roadway Lighting	50
20	English Substitution of Metric Bolts	51
21	Calcium Chloride Accelerator for Portland Cement Concrete	52
22	Quality Control of Concrete Mixtures at the Plant	53
23	X Quality Control/Quality Assurance of Concrete Mixtures	61
24	Digital Terrain Modeling for Earthwork Calculations	77
25	Preventive Maintenance – Bituminous Surface Treatment (A-1)	79
26	Temporary Raised Pavement Markers	85
27	Restoring Bridge Approach Pavements Using High-Density Foam	86
28	Portland Cement Concrete Inlay or Overlay	89
29	Portland Cement Concrete Partial Depth Hot-Mix Asphalt Patching	93
30	Longitudinal Joint and Crack Patching	96
31	Concrete Mix Design – Department Provided	98
32	Station Numbers in Pavements or Overlays	99

LOCAL ROADS AND STREETS RECURRING SPECIAL PROVISIONS

Table of Contents

<u>CHECK SHEET #</u>		<u>PAGE NO.</u>
LRS1	Reserved	101
LRS2	Furnished Excavation	102
LRS3	X Work Zone Traffic Control Surveillance	103
LRS4	Flaggers in Work Zones	104
LRS5	Contract Claims	105
LRS6	Bidding Requirements and Conditions for Contract Proposals	106
LRS7	Bidding Requirements and Conditions for Material Proposals	112
LRS8	Reserved	118
LRS9	Bituminous Surface Treatments	119
LRS10	Reserved	123
LRS11	Employment Practices	124
LRS12	Wages of Employees on Public Works	126
LRS13	Selection of Labor	128
LRS14	Paving Brick and Concrete Paver Pavements and Sidewalks	129
LRS15	Partial Payments	132
LRS16	Protests on Local Lettings	133
LRS17	Substance Abuse Prevention Program	134
LRS18	Multigrade Cold Mix Asphalt	135
LRS19	Reflective Crack Control Treatment	136

INDEX OF SPECIAL PROVISIONS

<u>TITLE</u>	<u>PAGE NO.</u>
LOCATION OF PROJECT	1
DESCRIPTION OF PROJECT	1
COMPLETION DATE PLUS WORKING DAYS	1
COOK COUNTY DEPARTMENT OF TRANSPORTATION AND HIGHWAYS PERMIT REQUIREMENTS	2
MAINTENANCE OF ROADWAYS (D1)	2
MAINTENANCE OF ACCESS (EGV)	2
PROTECTION OF EXISTING INFRASTRUCTURE (EGV)	3
KEEPING ROADS OPEN TO TRAFFIC (EGV)	3
STATUS OF UTILITIES (D1)	4
PUBLIC CONVENIENCE AND SAFETY (DIST 1)	7
AVAILABLE REPORTS (D1 LR)	8
AGGREGATE SURFACE COURSE FOR TEMPORARY ACCESS (D1)	9
FRICTION AGGREGATE (D1)	10
HOT-MIX ASPHALT BINDER AND SURFACE COURSE (D1)	13
GROUND TIRE RUBBER (GTR) MODIFIED ASPHALT BINDER (D1)	18
ADJUSTMENTS AND RECONSTRUCTIONS (D1)	19
DRAINAGE AND INLET PROTECTION UNDER TRAFFIC (DISTRICT 1)	20
HOT-MIX ASPHALT – MIXTURE DESIGN VERIFICATION AND PRODUCTION (D1)	21
TEMPORARY INFORMATION SIGNING	23
SAW CUTTING (EGV)	24
PROTECTION OF EXISTING TREES (EGV)	24
COMBINATION CONCRETE CURB AND GUTTER (MODIFIED) (EGV)	27
PLANTING WOODY PLANTS	29
PLANTING PERENNIAL PLANTS	35
REQUIRED INSPECTION OF WOODY PLANT MATERIAL	39
FAILURE TO COMPLETE THE PLANT CARE AND ESTABLISHMENT WORK ON TIME	39
SUPPLEMENTAL WATERING	40
SHREDDED BARK MULCH (EGV)	42
DECORATIVE SIGN POST (EGV)	42
BRICK PAVER REMOVAL (EGV)	43
MOWING (SPECIAL) (EGV)	44
EXPLORATION TRENCH, SPECIAL (EGV)	44
PORTLAND CEMENT CONCRETE DRIVEWAY PAVEMENT, 8 INCH (SPECIAL) (EGV)	45
PORTLAND CEMENT CONCRETE SIDEWALK, SPECIAL (EGV)	46
DETECTABLE WARNINGS (SPECIAL) (EGV)	46
PAVEMENT REMOVAL (SPECIAL) (EGV)	47
FRAMES AND LIDS TO BE ADJUSTED (SPECIAL) (EGV)	47
COMBINATION CONCRETE CURB AND GUTTER (SPECIAL) (EGV)	48
SIGN PANEL (SPECIAL) (EGV)	49
CONCRETE TRUCK WASHOUT (EGV)	49
REMOVE AND RELOCATE LAWN SPRINKLER SYSTEM (EGV)	50
ORNAMENTAL SIGN FRAME (EGV)	51
INSTALL SIGN (EGV)	53
PAVEMENT MARKING (SPECIAL) (EGV)	53

DRAINAGE AND UTILITY STRUCTURES TO BE ADJUSTED OR RECONSTRUCTED (EGV)	54
TRAFFIC CONTROL PLAN (D1)	55
KEEPING ROADWAYS OPEN TO TRAFFIC (LANE CLOSURES ONLY)	56
TRAFFIC SIGNAL GENERAL REQUIREMENTS (D1 LR)	57
COILABLE NON-METALLIC CONDUIT	68
MAINTENANCE OF EXISTING TRAFFIC SIGNAL AND FLASHING BEACON INSTALLATION	68
DETECTOR LOOP	71
RELOCATE EXISTING PEDESTRIAN PUSH-BUTTON	73
TRAFFIC SIGNAL WORK GENERAL (CCDOETH)	74
DETECTOR LOOP (CCDOETH)	88
COILABLE NON-METALLIC CONDUIT (CCDOETH)	91
ELECTRIC CABLE (CCDOETH)	92
MAINTENANCE OF EXISTING TRAFFIC SIGNAL INSTALLATION (CCDOETH)	93
IDOT TRAINING PROGRAM GRADUATE ON-THE-JOB TRAINING	
SPECIAL PROVISION	97
SPECIAL PROVISION FOR INSURANCE (LR 107-4)	99
SPECIAL PROVISION FOR LOCAL QUALITY ASSURANCE / QUALITY MANAGEMENT	
QC/QA (LR 1030-2)	100
CCDOETH PERMIT	102
LPC-663 CCDD CERTIFICATION	118

BDE SPECIAL PROVISIONS

The following special provisions indicated by an "X" are applicable to this contract. An * indicates a new or revised special provision for the letting.

<u>File Name</u>	<u>Pg.</u>		<u>Special Provision Title</u>	<u>Effective</u>	<u>Revised</u>
80099			Accessible Pedestrian Signals (APS)	April 1, 2003	Jan. 1, 2022
* 80274	127	X	Aggregate Subgrade Improvement	April 1, 2012	April 1, 2022
80192			Automated Flagger Assistance Device	Jan. 1, 2008	
80173	130	X	Bituminous Materials Cost Adjustments	Nov. 2, 2006	Aug. 1, 2017
80246			Bituminous Surface Treatment with Fog Seal	Jan. 1, 2020	Jan. 1, 2022
80436	132	X	Blended Finely Divided Minerals	April 1, 2021	
80241			Bridge Demolition Debris	July 1, 2009	
50261			Building Removal-Case I (Non-Friable and Friable Asbestos)	Sept. 1, 1990	April 1, 2010
50481			Building Removal-Case II (Non-Friable Asbestos)	Sept. 1, 1990	April 1, 2010
50491			Building Removal-Case III (Friable Asbestos)	Sept. 1, 1990	April 1, 2010
50531			Building Removal-Case IV (No Asbestos)	Sept. 1, 1990	April 1, 2010
80384	133	X	Compensable Delay Costs	June 2, 2017	April 1, 2019
80198			Completion Date (via calendar days)	April 1, 2008	
80199			Completion Date (via calendar days) Plus Working Days	April 1, 2008	
80293			Concrete Box Culverts with Skews > 30 Degrees and Design Fills ≤ 5 Feet	April 1, 2012	July 1, 2016
80311			Concrete End Sections for Pipe Culverts	Jan. 1, 2013	April 1, 2016
80261	137	X	Construction Air Quality – Diesel Retrofit	June 1, 2010	Nov. 1, 2014
80434			Corrugated Plastic Pipe (Culvert and Storm Sewer)	Jan. 1, 2021	
80029	140	X	Disadvantaged Business Enterprise Participation	Sept. 1, 2000	Mar. 2, 2019
80229			Fuel Cost Adjustment	April 1, 2009	Aug. 1, 2017
80433			Green Preformed Thermoplastic Pavement Markings	Jan. 1, 2021	Jan. 1, 2022
80422			High Tension Cable Median Barrier	Jan. 1, 2020	Jan. 1, 2022
* 80443			High Tension Cable Median Barrier Removal	April 1, 2022	
* 80444	150	X	Hot-Mix Asphalt – Patching	April 1, 2022	
80442			Hot-Mix Asphalt – Start of Production	Jan. 1, 2022	
80438			Illinois Works Apprenticeship Initiative – State Funded Contracts	June 2, 2021	Sept. 2, 2021
80411			Luminaires, LED	April 1, 2019	Jan. 1, 2022
80045			Material Transfer Device	June 15, 1999	Jan. 1, 2022
80418			Mechanically Stabilized Earth Retaining Walls	Nov. 1, 2019	Nov. 1, 2020
80430	151	X	Portland Cement Concrete – Haul Time	July 1, 2020	
34261			Railroad Protective Liability Insurance	Dec. 1, 1986	Jan. 1, 2022
80395			Sloped Metal End Section for Pipe Culverts	Jan. 1, 2018	
80340			Speed Display Trailer	April 2, 2014	Jan. 1, 2022
80127			Steel Cost Adjustment	April 2, 2014	Jan. 1, 2022
80397	152	X	Subcontractor and DBE Payment Reporting	April 2, 2018	
80391	153	X	Subcontractor Mobilization Payments	Nov. 2, 2017	April 1, 2019
80437			Submission of Payroll Records	April 1, 2021	
80435			Surface Testing of Pavements – IRI	Jan. 1, 2021	Jan. 1, 2022
80410			Traffic Spotters	Jan. 1, 2019	
20338	154	X	Training Special Provisions	Oct. 15, 1975	Sept. 2, 2021
80318			Traversable Pipe Grate for Concrete End Sections	Jan. 1, 2013	Jan. 1, 2018
80429			Ultra-Thin Bonded Wearing Course	April 1, 2020	Jan. 1, 2022
80440			Waterproofing Membrane System	Nov. 1, 2021	
80302	157	X	Weekly DBE Trucking Reports	June 2, 2012	Nov. 1, 2021
80427	158	X	Work Zone Traffic Control Devices	Mar. 2, 2020	
80071			Working Days	Jan. 1, 2002	

STATE OF ILLINOIS

SPECIAL PROVISIONS

The following Special Provisions supplement the “Standard Specifications for Road and Bridge Construction”, adopted January 1, 2022 (hereinafter referred to as the “Standard Specifications”); the latest edition of the “Manual on Uniform Traffic Control Devices for Streets and Highways” (MUTCD); the “Manual of Test Procedures for Materials” in effect on the date of invitation for bids; and the “Supplemental Specifications and Recurring Special Provisions”, adopted January 1, 2022, indicated on the Check Sheet included here in which apply to and govern the construction of FAU 1338 (Wise Road / Biesterfield Road), Section 21-00074-00-RS, Project No. EXSB(004), Contract No. 61H77, and in case of conflict with any part or parts of said specifications, the said Special Provisions shall take precedence and shall govern.

LOCATION OF PROJECT

This project is located in the Village of Elk Grove Village, Cook County. The project limits are on Wise Road / Biesterfield Road, from 1300’ east of Plum Grove Road (Village Limits) to Meacham Road. The project has a total gross and net length of 2,870.15 feet (0.544 miles)

DESCRIPTION OF PROJECT

The work consists of pavement patching and resurfacing with HMA surface and binder course, ADA ramp construction, bike path construction, detector loop replacement, pavement markings, signing, and all incidental and collateral work necessary to complete the project as shown on the plans and as described herein.

COMPLETION DATE PLUS WORKING DAYS

Revise Article 108.05 (b) of the Standard Specifications as follows:

"When a completion date plus working days is specified, the Contractor shall complete all contract items and safely open all roadways to traffic by 11:59 PM on, October 28, 2022 except as specified herein.

The Contractor will be allowed to complete all street lighting, clean-up work and punch list items within 5 working days after the completion date for opening the roadway to traffic. Under extenuating circumstances the Engineer may direct that certain items of work, not affecting the safe opening of the roadway to traffic, may be completed within the working days allowed for clean up work and punch list items. Temporary lane closures for this work may be allowed at the discretion of the Engineer.

Article 108.09 or the Special Provision for "Failure to Complete the Work on Time", if included in this contract, shall apply to both the completion date and the number of working days.

COOK COUNTY DEPARTMENT OF TRANSPORTATION AND HIGHWAYS PERMIT REQUIREMENTS

This Project requires a permit from the Cook County Department of Transportation and Highways. It is the Contractor's responsibility to post the required insurance certificates and bonds prior to starting any work within the County right-of-way or work that would affect the County's signal at the intersection of Biesterfield Road and Meacham Road.

No extra compensation will be allowed the Contractor for any expense incurred by complying with the requirements of this Special Provision.

MAINTENANCE OF ROADWAYS (D1)

Effective: September 30, 1985 Revised: November 1, 1996

Beginning on the date that work begins on this project, the Contractor shall assume responsibility for normal maintenance of all existing roadways within the limits of the improvement. This normal maintenance shall include all repair work deemed necessary by the Engineer, but shall not include snow removal operations. Traffic control and protection for maintenance of roadways will be provided by the Contractor as required by the Engineer.

If items of work have not been provided in the contract, or otherwise specified for payment, such items, including the accompanying traffic control and protection required by the Engineer, will be paid for in accordance with Article 109.04 of the Standard Specifications.

MAINTENANCE OF ACCESS (EGV)

This work shall be in accordance with Article 107.09 of the Standard Specifications, insofar as applicable, and the following provisions:

Access to properties shall be continual or interrupted only for a period less than two (2) hours unless otherwise shown on the plans or approved by the Engineer. The Contractor shall adjust construction operations adjacent to these driveways to meet this requirement. The Contractor may completely close one access point to a non-residential property with the permission of the Engineer if another existing driveway will serve the loading and parking area(s).

The Contractor shall be responsible for contacting adjacent property owners to determine access or schedule restrictions of the property at least 48 hours in advance of any access closure.

PROTECTION OF EXISTING INFRASTRUCTURE (EGV)

This work shall consist of the protection of the existing concrete sidewalks, driveway aprons and concrete pavers during the construction from damage by the Contractor's trucks, excavating equipment, placement of bituminous prime coat and any other equipment used by the Contractor.

When removing curb and gutter, pavement or any other structure, the Contractor shall take every precaution necessary to ensure that there will be no damage to underground public or private utilities. Under no circumstances will the use of a frost ball concrete breaker be allowed.

The Contractor shall use plywood sheets, wood planks or other approved material to protect the existing sidewalk and aprons from damage by the Contractor's equipment and trucks. Sand shall be used to protect concrete pavers and concrete crosswalks in the roadway.

The Contractor shall provide sufficient planking or other approved materials needed to protect the existing concrete surfaces from damage during construction.

The Contractor may ride his/her equipment on the sidewalk area, but not on the top of the curb unless he/she can prove that no damage will result to the curb.

If any asphalt or bituminous materials are required, the Contractor shall place protection over all concrete pavers and concrete crosswalks within the vicinity of the job or as requested by the Engineer as coordinated with the Village. Cleaning afterward with environmentally safe chemicals if required or directed by the Engineer, shall not be paid for separately, but shall be at the Contractor's own expense.

The cost to furnish, place, move and dispose of plywood, planking, or other approved materials needed to continually protect and clean the existing roadways, concrete sidewalk, aprons and curb and gutter will not be paid for separately, but shall be considered included in the cost of the various HMA and concrete pay items.

KEEPING ROADS OPEN TO TRAFFIC (EGV)

All roads shall remain open to traffic. The Contractor may close one (through traffic) lane because of construction only between the hours of 7:00 AM and 7:00 PM. The Contractor shall maintain at least one (through traffic) lane in each direction with the use of signs, barricades, and arrow boards as shown on the Traffic Control Standards. All lanes of traffic will be maintained between 7:00 PM and 7:00 AM and when no construction activities are being carried out.

The restricted lane closure time may be adjusted by the Resident Engineer. The Contractor shall provide a start and end time and a procedure plan 48 hours prior to the

lane(s) to be closed. The Resident Engineer will notify the Contractor 24 hours in advance with the decision.

If the Contractor fails to provide notification or disregards the decision by the Resident Engineer, a Traffic Control Deficiency Charge will be applied per Article 105.03 of the Standard Specifications.

STATUS OF UTILITIES (D1)

Effective: June 1, 2016

Revised: January 1, 2020

Utility companies and/or municipal owners located within the construction limits of this project have provided the following information regarding their facilities and the proposed improvements. The tables below contain a description of specific conflicts to be resolved and/or facilities which will require some action on the part of the Department's contractor to proceed with work. Each table entry includes an identification of the action necessary and, if applicable, the estimated duration required for the resolution.

UTILITIES TO BE ADJUSTED

Conflicts noted below have been identified by following the suggested staging plan included in the contract. The company has been notified of all conflicts and will be required to obtain the necessary permits to complete their work; in some instances, resolution will be a function of the construction staging. The responsible agency must relocate, or complete new installations as noted below; this work has been deemed necessary to be complete for the Department's contractor to then work in the stage under which the item has been listed.

No conflicts to be resolved.

The following contact information is what was used during the preparation of the plans as provided by the Agency/Company responsible for resolution of the conflict.

Agency/Company Responsible to Resolve Conflict	Name of contact	Phone	E-mail address
AT&T	Janet Ahern	630.573.6414	ja1763@att.com
Lumen	Heather Blackburn	800.871.9244	heather.blackburn@lumen.com
Comcast	Ted Wyman	224.229.5850	Ted_Wyman@comcast.com
ComEd	Tim Tamason	815.477.5258	Timothy.Tamason@ComEd.com
NICOR	Sakibul Forah	630.388.2903	sforah@southernco.com
Teleport Communications	Tim Lapoint	713.830.7437	tl0695@att.com
Verizon	Joe Chaney	312.617.2131	joe.cheney@verizon.com
Wide Open West	Paul Flinkow	630.803.9660	paul.flinkow@wowinc.com

UTILITIES TO BE WATCHED AND PROTECTED

The areas of concern noted below have been identified by following the suggested staging plan included for the contract. The information provided is not a comprehensive list of all remaining utilities, but those which during coordination were identified as ones which might require the Department's contractor to take into consideration when making the determination of the means and methods that would be required to construct the proposed improvement. In some instances, the contractor will be responsible to notify the owner in advance of the work to take place so necessary staffing on the owner's part can be secured.

Stage 1

STAGE / LOCATION	TYPE	DESCRIPTION	OWNER
Sta. 17+95 to Sta. 34+79, RT	Underground telephone	Contractor to watch and protect	AT&T
Sta. 18+95 (crossing)	Underground telephone	Contractor to watch and protect	AT&T
Sta. 31+93 (crossing)	Underground telephone	Contractor to watch and protect	AT&T
Sta. 32+85 to Sta. 37+25, LT	Underground telephone	Contractor to watch and protect	AT&T
East of Meacham Road	Underground cable	Outside project limits	Lumen
Sta. 17+95 to Sta. 43+80, LT	Underground cable	Contractor to watch and protect	Comcast
Sta. 36+80 (crossing)	Underground electric	Contractor to watch and protect	ComEd
Sta. 36+80 to Sta. 44+40, LT	Underground electric	Contractor to watch and protect	ComEd
Sta. 36+80 to Sta. 41+25, RT	Underground electric	Contractor to watch and protect	ComEd

Sta. 32+70 (crossing)	Underground gas main	Contractor to watch and protect	NICOR
Sta. 32+70 to Sta. 43+80, LT	Underground gas main	Contractor to watch and protect	NICOR
Sta. 44+19 (crossing)	Underground cable in duct	Outside project limits	Teleport
Sta. 44+20 (crossing)	Aerial cable	Outside project limits	Verizon
		No facilities within project limits	Wide Open West

The following contact information is what was used during the preparation of the plans as provided by the owner of the facility.

Agency/Company Responsible to Resolve Conflict	Name of contact	Phone	E-mail address
AT&T	Janet Ahern	630.573.6414	ja1763@att.com
Lumen	Heather Blackburn	800.871.9244	heather.blackburn@lumen.com
Comcast	Ted Wyman	224.229.5850	Ted_Wyman@comcast.com
ComEd	Tim Tamason	815.477.5258	Timothy.Tamason@ComEd.com
NICOR	Sakibul Forah	630.388.2903	sforah@southernco.com
Teleport Communications	Tim Lapoint	713.830.7437	tl0695@att.com
Verizon	Joe Chaney	312.617.2131	joe.cheney@verizon.com
Wide Open West	Paul Flinkow	630.803.9660	paul.flinkow@wowinc.com

The above represents the best information available to the Department and is included for the convenience of the bidder. The days required for conflict resolution should be considered in the bid as this information has also been factored into the timeline identified for the project when setting the completion date. The applicable portions of the Standard Specifications for Road and Bridge Construction shall apply.

Estimated duration of time provided above for the first conflicts identified will begin on the date of the executed contract regardless of the status of the utility relocations. The responsible agencies will be working toward resolving subsequent conflicts in conjunction with contractor activities in the number of days noted.

The estimated relocation duration must be part of the progress schedule submitted by the contractor. A utility kickoff meeting will be scheduled between the Department, the Department's contractor and the utility companies when necessary. The Department's contractor is responsible for contacting J.U.L.I.E. prior to all excavation work.

PUBLIC CONVENIENCE AND SAFETY (DIST 1)

Effective: May 1, 2012

Revised: July 15, 2012

Add the following to the end of the fourth paragraph of Article 107.09:

“If the holiday is on a Saturday or Sunday, and is legally observed on a Friday or Monday, the length of Holiday Period for Monday or Friday shall apply.”

Add the following sentence after the Holiday Period table in the fourth paragraph of Article 107.09:

“The Length of Holiday Period for Thanksgiving shall be from 5:00 AM the Wednesday prior to 11:59 PM the Sunday After”

Delete the fifth paragraph of Article 107.09 of the Standard Specifications:

“On weekends, excluding holidays, roadways with Average Daily Traffic of 25,000 or greater, all lanes shall be open to traffic from 3:00 P.M. Friday to midnight Sunday except where structure construction or major rehabilitation makes it impractical.”

AVAILABLE REPORTS (D1 LR)

Effective: July 1, 2021

- No project specific reports were prepared.

When applicable, the following checked reports and record information is available for Bidders' reference upon request:

- Record structural plans
- Preliminary Site Investigation (PSI) (IDOT ROW)
- Preliminary Site Investigation (PSI) (Local ROW)
- Preliminary Environmental Site Assessment (PESA) (IDOT ROW)
- Preliminary Environmental Site Assessment (PESA) (Local ROW)
- Soils/Geotechnical Report
- Boring Logs
- Pavement Cores
- Location Drainage Study (LDS)
- Hydraulic Report
- Noise Analysis
- Other: _____

Those seeking these reports should request access from:

Mr. Cliff Ganek
Senior Engineer
Village of Elk Grove Village
847-734-8068
cganek@elkgrove.org

AGGREGATE SURFACE COURSE FOR TEMPORARY ACCESS (D1)

Effective: April 1, 2001

Revised: January 2, 2007

Revise Article 402.10 of the Standard Specifications to read:

“402.10 For Temporary Access. The contractor shall construct and maintain aggregate surface course for temporary access to private entrances, commercial entrances and roads according to Article 402.07 and as directed by the Engineer.

The aggregate surface course shall be constructed to the dimensions and grades specified below, except as modified by the plans or as directed by the Engineer.

- (a) Private Entrance. The minimum width shall be 12 ft (3.6 m). The minimum compacted thickness shall be 6 in. (150 mm). The maximum grade shall be eight percent, except as required to match the existing grade.
- (b) Commercial Entrance. The minimum width shall be 24 ft (7.2 m). The minimum compacted thickness shall be 9 in. (230 mm). The maximum grade shall be six percent, except as required to match the existing grade.
- (c) Road. The minimum width shall be 24 ft (7.2 m). The minimum compacted thickness shall be 9 in. (230 mm). The grade and elevation shall be the same as the removed pavement, except as required to meet the grade of any new pavement constructed.

Maintaining the temporary access shall include relocating and/or regrading the aggregate surface coarse for any operation that may disturb or remove the temporary access. The same type and gradation of material used to construct the temporary access shall be used to maintain it.

When use of the temporary access is discontinued, the aggregate shall be removed and utilized in the permanent construction or disposed of according to Article 202.03.”

Add the following to Article 402.12 of the Standard Specifications:

“Aggregate surface course for temporary access will be measured for payment as each for every private entrance, commercial entrance or road constructed for the purpose of temporary access. If a residential drive, commercial entrance, or road is to be constructed under multiple stages, the aggregate needed to construct the second or subsequent stages will not be measured for payment but shall be included in the cost per each of the type specified.”

Revise the second paragraph of Article 402.13 of the Standard Specifications to read:

“Aggregate surface course for temporary access will be paid for at the contract unit price per each for TEMPORARY ACCESS (PRIVATE ENTRANCE), TEMPORARY ACCESS (COMMERCIAL ENTRANCE) or TEMPORARY ACCESS (ROAD).

Partial payment of the each amount bid for temporary access, of the type specified, will be paid according to the following schedule:

- (a) Upon construction of the temporary access, sixty percent of the contract unit price per each, of the type constructed, will be paid.
- (b) Subject to the approval of the Engineer for the adequate maintenance and removal of the temporary access, the remaining forty percent of the pay item will be paid upon the permanent removal of the temporary access.”

FRICTION AGGREGATE (D1)

Effective: January 1, 2011
 Revised: December 1, 2021

Revise Article 1004.03(a) of the Standard Specifications to read:

“**1004.03 Coarse Aggregate for Hot-Mix Asphalt (HMA).** The aggregate shall be according to Article 1004.01 and the following.

- (a) Description. The coarse aggregate for HMA shall be according to the following table.

Use	Mixture	Aggregates Allowed
Class A	Seal or Cover	<u>Allowed Alone or in Combination</u> ^{5/} : Gravel Crushed Gravel Carbonate Crushed Stone Crystalline Crushed Stone Crushed Sandstone Crushed Slag (ACBF) Crushed Steel Slag Crushed Concrete

Use	Mixture	Aggregates Allowed	
HMA Low ESAL	Stabilized Subbase or Shoulders	<u>Allowed Alone or in Combination</u> ^{5/} : Gravel Crushed Gravel Carbonate Crushed Stone Crystalline Crushed Stone Crushed Sandstone Crushed Slag (ACBF) Crushed Steel Slag ^{1/} Crushed Concrete	
HMA High ESAL Low ESAL	Binder IL-19.0 or IL-19.0L SMA Binder	<u>Allowed Alone or in Combination</u> ^{6/} : Crushed Gravel Carbonate Crushed Stone ^{2/} Crystalline Crushed Stone Crushed Sandstone Crushed Slag (ACBF) Crushed Concrete ^{3/}	
HMA High ESAL Low ESAL	C Surface and Binder IL-9.5 IL-9.5FG or IL-9.5L	<u>Allowed Alone or in Combination</u> ^{5/} : Crushed Gravel Carbonate Crushed Stone ^{2/} Crystalline Crushed Stone Crushed Sandstone Crushed Slag (ACBF) Crushed Steel Slag ^{4/} Crushed Concrete ^{3/}	
HMA High ESAL	D Surface and Binder IL-9.5 or IL-9.5FG	<u>Allowed Alone or in Combination</u> ^{5/} : Crushed Gravel Carbonate Crushed Stone (other than Limestone) ^{2/} Crystalline Crushed Stone Crushed Sandstone Crushed Slag (ACBF) Crushed Steel Slag ^{4/}	
		<u>Other Combinations Allowed:</u>	
		<i>Up to...</i>	<i>With...</i>
		25% Limestone	Dolomite
50% Limestone	Any Mixture D aggregate other than Dolomite		

Use	Mixture	Aggregates Allowed	
		75% Limestone	Crushed Slag (ACBF) or Crushed Sandstone
HMA High ESAL	E Surface IL-9.5 SMA Ndesign 80 Surface	<u>Allowed Alone or in Combination</u> ^{5/} _{6/} : Crushed Gravel Crystalline Crushed Stone Crushed Sandstone Crushed Slag (ACBF) Crushed Steel Slag No Limestone.	
		<u>Other Combinations Allowed:</u>	
		<i>Up to...</i>	<i>With...</i>
		50% Dolomite ^{2/}	Any Mixture E aggregate
		75% Dolomite ^{2/}	Crushed Sandstone, Crushed Slag (ACBF), Crushed Steel Slag, or Crystalline Crushed Stone
75% Crushed Gravel ^{2/}	Crushed Sandstone, Crystalline Crushed Stone, Crushed Slag (ACBF), or Crushed Steel Slag		
HMA High ESAL	F Surface IL-9.5 SMA Ndesign 80 Surface	<u>Allowed Alone or in Combination</u> ^{5/} _{6/} : Crystalline Crushed Stone Crushed Sandstone Crushed Slag (ACBF) Crushed Steel Slag No Limestone.	
		<u>Other Combinations Allowed:</u>	

Use	Mixture	Aggregates Allowed	
		Up to...	With...
		50% Crushed Gravel ^{2/} or Dolomite ^{2/}	Crushed Sandstone, Crushed Slag (ACBF), Crushed Steel Slag, or Crystalline Crushed Stone

- 1/ Crushed steel slag allowed in shoulder surface only.
- 2/ Carbonate crushed stone (limestone) and/or crushed gravel shall not be used in SMA Ndesign 80.
- 3/ Crushed concrete will not be permitted in SMA mixes.
- 4/ Crushed steel slag shall not be used as binder.
- 5/ When combinations of aggregates are used, the blend percent measurements shall be by volume.”
- 6/ Combining different types of aggregate will not be permitted in SMA Ndesign 80.”

HOT-MIX ASPHALT BINDER AND SURFACE COURSE (D1)

Effective: November 1, 2019

Revised: December 1, 2021

Revise Article 1004.03(c) to read:

“(c) Gradation. The coarse aggregate gradations shall be as listed in the following table.

Use	Size/Application	Gradation No.
Class A-1, A-2, & A-3	3/8 in. (10 mm) Seal	CA 16 or CA 20
Class A-1	1/2 in. (13 mm) Seal	CA 15
Class A-2 & A-3	Cover Coat	CA 14
HMA High ESAL	IL-19.0; Stabilized Subbase IL-19.0	CA 11 ^{1/}
	SMA 12.5 ^{2/}	CA 13 ^{4/} , CA 14, or CA 16
	SMA 9.5 ^{2/}	CA 13 ^{3/4/} or CA 16 ^{3/}
	IL-9.5	CA 16, CM 13 ^{4/}
	IL-9.5FG	CA 16
HMA Low ESAL	IL-19.0L	CA 11 ^{1/}
	IL-9.5L	CA 16

- 1/ CA 16 or CA 13 may be blended with the CA 11.
- 2/ The coarse aggregates used shall be capable of being combined with the fine aggregates and mineral filler to meet the approved mix design and the mix requirements noted herein.
- 3/ The specified coarse aggregate gradations may be blended.
- 4/ CA 13 shall be 100 percent passing the 1/2 in. (12.5mm) sieve.”

Revise Article 1004.03(e) of the Supplemental Specifications to read:

“(e) Absorption. For SMA the coarse aggregate shall also have water absorption ≤ 2.0 percent.”

Revise the “High ESAL” portion of the table in Article 1030.01 to read:

“High ESAL	Binder Courses	IL-19.0, IL-9.5, IL-9.5FG, IL-4.75, SMA 12.5, Stabilized Subbase IL-19.0
	Surface Courses	IL-9.5, IL-9.5FG, SMA 12.5, SMA 9.5”

Revise Note 2. and add Note 6 to Article 1030.02 of the Standard Specifications to read:

“Item	Article/Section
(g)Performance Graded Asphalt Binder (Note 6)	1032
(h)Fibers (Note 2)	

Note 2. A stabilizing additive such as cellulose or mineral fiber shall be added to the SMA mixture according to Illinois Modified AASHTO M 325. The stabilizing additive shall meet the Fiber Quality Requirements listed in Illinois Modified AASHTO M 325. Prior to approval and use of fibers, the Contractor shall submit a notarized certification by the producer of these materials stating they meet these requirements. Reclaimed Asphalt Shingles (RAS) may be used in Stone Matrix Asphalt (SMA) mixtures designed with an SBA polymer modifier as a fiber additive if the mix design with RAS included meets AASHTO T305 requirements. The RAS shall be from a certified source that produces either Type I or Type 2. Material shall meet requirements noted herein and the actual dosage rate will be determined by the Engineer.

Note 6. The asphalt binder shall be an SBS PG 76-28 when the SMA is used on a full-depth asphalt pavement and SBS PG 76-22 when used as an overlay, except where modified herein. The asphalt binder shall be a SBS PG 76-22 for IL-4.75, except where modified herein..”

Revise table in Article 1030.05(a) of the Standard Specifications to read:

“MIXTURE COMPOSITION (% PASSING) ^{1/}												
Sieve Size	IL-19.0 mm		SMA 12.5		SMA 9.5		IL-9.5mm		IL-9.5FG		IL-4.75 mm	
	min	max	min	max	min	max	min	max	min	max	min	max
1 1/2 in. (37.5 mm)												
1 in. (25 mm)		100										
3/4 in. (19 mm)	90	100		100								
1/2 in. (12.5 mm)	75	89	80	100		100		100		100		100
3/8 in. (9.5 mm)				65	90	100	90	100	90	100		100
#4 (4.75 mm)	40	60	20	30	36	50	34	69	60	75 ^{6/}	90	100
#8 (2.36 mm)	20	42	16	24 ^{4/}	16	32 ^{4/}	34 ^{5/}	52 ^{2/}	45	60 ^{6/}	70	90
#16 (1.18 mm)	15	30					10	32	25	40	50	65
#30 (600 μm)			12	16	12	18			15	30		
#50 (300 μm)	6	15					4	15	8	15	15	30
#100 (150 μm)	4	9					3	10	6	10	10	18
#200 (75 μm)	3.0	6.0	7.0	9.0 ^{3/}	7.5	9.5 ^{3/}	4.0	6.0	4.0	6.5	7.0	9.0 ^{3/}
#635 (20 μm)			≤ 3.0		≤ 3.0							
Ratio Dust/Asphalt Binder		1.0		1.5		1.5		1.0		1.0		1.0

1/ Based on percent of total aggregate weight.

2/ The mixture composition shall not exceed 44 percent passing the #8 (2.36 mm) sieve for surface courses with Ndesign = 90.

3/ Additional minus No. 200 (0.075 mm) material required by the mix design shall be mineral filler, unless otherwise approved by the Engineer.

4/ When establishing the Adjusted Job Mix Formula (AJMF) the percent passing the #8 (2.36 mm) sieve shall not be adjusted above the percentage stated on the table.

5/ When establishing the Adjusted Job Mix Formula (AJMF) the percent passing the #8 (2.36 mm) sieve shall not be adjusted below 34 percent.

6/ When the mixture is used as a binder, the maximum shall be increased by 0.5 percent passing.”

Revise Article 1030.05(b) of the Standard Specifications to read:

- (b) Volumetric Requirements. The target value for the air voids of the HMA shall be 4.0 percent, for IL-4.75 and SMA mixtures it shall be 3.5 percent and for Stabilized Subbase it shall be 3.0 percent at the design number of gyrations. The voids in the mineral aggregate (VMA) and voids filled with asphalt binder (VFA) of the HMA design shall be based on the nominal maximum size of the aggregate in the mix and shall conform to the following requirements.

Mix Design	Voids in the Mineral Aggregate (VMA), % Minimum for Ndesign				
	30	50	70	80	90
IL-19.0		13.5	13.5		13.5
IL-9.5		15.0	15.0		
IL-9.5FG		15.0	15.0		
IL-4.75 ^{1/}		18.5			
SMA- 12.5 ^{1/2/5/}				17.0 ^{3/} /16.0 ^{4/}	
SMA- 9.5 ^{1/2/5/}				17.0 ^{3/} /16.0 ^{4/}	
IL-19.0L	13.5				
IL-9.5L	15.0				

- 1/ Maximum draindown shall be 0.3 percent according to Illinois Modified AASHTO T 305.
- 2/ The draindown shall be determined at the JMF asphalt binder content at the mixing temperature plus 30°F.
- 3/ Applies when specific gravity of coarse aggregate is ≥ 2.760 .
- 4/ Applies when specific gravity of coarse aggregate is < 2.760 .
- 5/ For surface course, the coarse aggregate can be crushed steel slag, crystalline crushed stone or crushed sandstone. For binder course, coarse aggregate shall be crushed stone (dolomite), crushed gravel, crystalline crushed stone, or crushed sandstone”

Revise the last paragraph of Article 1102.01 (a) (5) of the Standard Specifications to read:

“IL-4.75 and Stone Matrix Asphalt (SMA) mixtures which contain aggregate having absorptions greater than or equal to 2.0 percent, or which contain steal slag sand, shall have minimum surge bin storage plus haul time of 1.5 hours.”

Add after third sentence of Article 1030.09(b) to read:

“If the Contractor and Engineer agree the nuclear density test method is not appropriate for the mixture, cores shall be taken at random locations determined according to the QC/QA document "Determination of Random Density Test Site Locations". Core densities shall be determined using the Illinois Modified AASHTO T 166 or T 275 procedure.”

Revise Table 1 and Note 4/ of Table 1 in Article 406.07(a) of the Standard Specifications to read:

	Breakdown/Intermediate Roller (one of the following)	Final Roller (one or more of the following)	Density Requirement
IL-9.5, IL-9.5FG, IL-19.0 ^{1/}	V _D , P, T _B , 3W, O _T , O _B	V _S , T _B , T _F , O _T	As specified in Section 1030
IL-4.75 and SMA ^{3/ 4/}	T _B , 3W, O _T	T _F , 3W	As specified in Section 1030
Mixtures on Bridge Decks ^{2/}	T _B	T _F	As specified in Articles 582.05 and 582.06.

“4/ The Contractor shall provide a minimum of two steel-wheeled tandem rollers (T_B), and/or three-wheel (3W) rollers for breakdown, except one of the (T_B) or (3W) rollers shall be 84 inches (2.14 m) wide and a weight of 315 pound per linear inch (PLI) (5.63 kg/mm) and one of the (T_B) or (3W) rollers can be substituted for an oscillatory roller (O_T). T_F rollers shall be a minimum of 280 lb/in. (50 N/mm). The 3W and T_B rollers shall be operated at a uniform speed not to exceed 3 mph (5 km/h), with the drive roll for T_B rollers nearest the paver and maintain an effective rolling distance of not more than 150 ft (45 m) behind the paver.”

Add the following after the fourth paragraph of Article 406.13 (b):

“The plan quantities of SMA mixtures shall be adjusted using the actual approved binder and surface Mix Design’s G_{mb}.”

Revise first paragraph of Article 1030.10 of the Standard Specifications to read:

“A test strip of 300 ton (275 metric tons), except for SMA mixtures it will be 400 ton (363 metric ton), will be required for each mixture on each contract at the beginning of HMA production for each construction year according to the Manual of Test Procedures for Materials “Hot Mix Asphalt Test Strip Procedures”. At the request of the Producer, the Engineer may waive the test strip if previous construction during the current construction year has demonstrated the constructability of the mix using Department test results.”

Revise third paragraph of Article 1030.10 of the Standard Specifications to read:

“When a test strip is constructed, the Contractor shall collect and split the mixture according to the document “Hot-Mix Asphalt Test Strip Procedures”. The Engineer, or a representative, shall deliver split sample to the District Laboratory for verification testing. The Contractor shall complete mixture tests stated in Article 1030.09(a). Mixture sampled shall include enough material for the Department to conduct mixture tests detailed in Article 1030.09(a) and in the document “Hot-Mix Asphalt Mixture Design Verification Procedure” Section 3.3. The mixture test results shall meet the requirements of Articles 1030.05(b) and 1030.05(d), except Hamburg wheel tests will only be conducted on High ESAL mixtures during production.”

GROUND TIRE RUBBER (GTR) MODIFIED ASPHALT BINDER (D1)

Effective: June 26, 2006

Revised: December 1, 2021

Add the following to the end of article 1032.05 of the Standard Specifications:

“(c) Ground Tire Rubber (GTR) Modified Asphalt Binder. A quantity of 10.0 to 14.0 percent GTR (Note 1) shall be blended by dry unit weight with a PG 64-28 to make a GTR 70-28 or a PG 58-28 to make a GTR 64-28. The base PG 64-28 and PG 58-28 asphalt binders shall meet the requirements of Article 1032.05(a). Compatible polymers may be added during production. The GTR modified asphalt binder shall meet the requirements of the following table.

Test	Asphalt Grade GTR 70-28	Asphalt Grade GTR 64-28
Flash Point (C.O.C.), AASHTO T 48, °F (°C), min.	450 (232)	450 (232)
Rotational Viscosity, AASHTO T 316 @ 275 °F (135 °C), Poises, Pa·s, max.	30 (3)	30 (3)
Softening Point, AASHTO T 53, °F (°C), min.	135 (57)	130 (54)
Elastic Recovery, ASTM D 6084, Procedure A (sieve waived) @ 77 °F, (25 °C), aged, ss, 100 mm elongation, 5 cm/min., cut immediately, %, min.	65	65

Note 1. GTR shall be produced from processing automobile and/or light truck tires by the ambient grinding method. GTR shall not exceed 1/16 in. (2 mm) in any dimension and shall contain no free metal particles or other materials. A mineral powder (such as talc) meeting the requirements of AASHTO M 17 may be added, up to a maximum of four percent by weight of GTR to reduce sticking and caking of the GTR particles.

When tested in accordance with Illinois modified AASHTO T 27, a 50 g sample of the GTR shall conform to the following gradation requirements:

Sieve Size	Percent Passing
No. 16 (1.18 mm)	100
No. 30 (600 μ m)	95 \pm 5
No. 50 (300 μ m)	> 20

Add the following to the end of Note 1. of article 1030.03 of the Standard Specifications:

“A dedicated storage tank for the Ground Tire Rubber (GTR) modified asphalt binder shall be provided. This tank must be capable of providing continuous mechanical mixing throughout by continuous agitation and recirculation of the asphalt binder to provide a uniform mixture. The tank shall be heated and capable of maintaining the temperature of the asphalt binder at 300 °F to 350 °F (149 °C to 177 °C). The asphalt binder metering systems of dryer drum plants shall be calibrated with the actual GTR modified asphalt binder material with an accuracy of \pm 0.40 percent.”

ADJUSTMENTS AND RECONSTRUCTIONS (D1)

Effective: March 15, 2011

Revise the first paragraph of Article 602.04 to read:

“**602.04 Concrete.** Cast-in-place concrete for structures shall be constructed of Class SI concrete according to the applicable portions of Section 503. Cast-in-place concrete for pavement patching around adjustments and reconstructions shall be constructed of Class PP-1 concrete, unless otherwise noted in the plans, according to the applicable portions of Section 1020.”

Revise the third, fourth and fifth sentences of the second paragraph of Article 602.11(c) to read:

“Castings shall be set to the finished pavement elevation so that no subsequent adjustment will be necessary, and the space around the casting shall be filled with Class PP-1 concrete, unless otherwise noted in the plans, to the elevation of the surface of the base course or binder course. HMA surface or binder course material shall not be allowed. The pavement may be opened to traffic according to Article 701.17(e)(3)b.”

Revise Article 603.05 to read:

“**603.05 Replacement of Existing Flexible Pavement.** After the castings have been adjusted, the surrounding space shall be filled with Class PP-1 concrete, unless otherwise noted in the plans, to the elevation of the surface of the base course or binder course. HMA surface or binder course material shall not be allowed. The pavement may be opened to traffic according to Article 701.17(e)(3)b.”

Revise Article 603.06 to read:

“603.06 Replacement of Existing Rigid Pavement. After the castings have been adjusted, the pavement and HMA that was removed, shall be replaced with Class PP-1 concrete, unless otherwise noted in the plans, not less than 9 in. (225 mm) thick. The pavement may be opened to traffic according to Article 701.17(e)(3)b.

The surface of the Class PP concrete shall be constructed flush with the adjacent surface.”

Revise the first sentence of Article 603.07 to read:

“603.07 Protection Under Traffic. After the casting has been adjusted and the Class PP concrete has been placed, the work shall be protected by a barricade and two lights according to Article 701.17(e)(3)b.”

DRAINAGE AND INLET PROTECTION UNDER TRAFFIC (DISTRICT 1)

Effective: April 1, 2011

Revised: April 2, 2011

Add the following to Article 603.02 of the Standard Specifications:

- “(i) Temporary Hot-Mix Asphalt (HMA) Ramp (Note 1) 1030
- “(j) Temporary Rubber Ramps (Note 2)

Note 1. The HMA shall have maximum aggregate size of 3/8 in. (95 mm).

Note 2. The rubber material shall be according to the following.

Property	Test Method	Requirement
Durometer Hardness, Shore A	ASTM D 2240	75 ±15
Tensile Strength, psi (kPa)	ASTM D 412	300 (2000) min
Elongation, percent	ASTM D 412	90 min
Specific Gravity	ASTM D 792	1.0 - 1.3
Brittleness, °F (°C)	ASTM D 746	-40 (-40)”

Revise Article 603.07 of the Standard Specifications to read:

“603.07 Protection Under Traffic. After the casting has been adjusted and the Class PP concrete has been placed, the work shall be protected by a barricade and two lights according to Article 701.17(e)(3)b.

When castings are under traffic before the final surfacing operation has been started, properly sized temporary ramps shall be placed around the drainage and/or utility castings according to the following methods.

- (a) Temporary Asphalt Ramps. Temporary hot-mix asphalt ramps shall be placed around the casting, flush with its surface and decreasing to a featheredge in a distance of 2 ft (600 mm) around the entire surface of the casting.
- (b) Temporary Rubber Ramps. Temporary rubber ramps shall only be used on roadways with permanent posted speeds of 40 mph or less and when the height of the casting to be protected meets the proper sizing requirements for the rubber ramps as shown below.

Dimension	Requirement
Inside Opening	Outside dimensions of casting + 1 in. (25 mm)
Thickness at inside edge	Height of casting \pm 1/4 in. (6 mm)
Thickness at outside edge	1/4 in. (6 mm) max.
Width, measured from inside opening to outside edge	8 1/2 in. (215 mm) min

Placement shall be according to the manufacturer's specifications.

Temporary ramps for castings shall remain in place until surfacing operations are undertaken within the immediate area of the structure. Prior to placing the surface course, the temporary ramp shall be removed. Excess material shall be disposed of according to Article 202.03."

HOT-MIX ASPHALT – MIXTURE DESIGN VERIFICATION AND PRODUCTION (D1)

Effective: January 1, 2019
 Revised: December 1, 2021

Add to Article 1030.05 (d)(3) of the Standard Specifications to read:

" During mixture design, prepared samples shall be submitted to the District laboratory by the Contractor for verification testing. The required testing, and number and size of prepared samples submitted, shall be according to the following tables.

High ESAL – Required Samples for Verification Testing	
Mixture	Hamburg Wheel and I-FIT Testing ^{1/2/}
Binder	total of 3 - 160 mm tall bricks
Surface	total of 4 - 160 mm tall bricks

Low ESAL – Required Samples for Verification Testing	
Mixture	I-FIT Testing ^{1/2/}
Binder	1 - 160 mm tall brick
Surface	2 - 160 mm tall bricks

- 1/ The compacted gyratory bricks for Hamburg wheel and I-FIT testing shall be 7.5 ± 0.5 percent air voids.
- 2/ If the Contractor does not possess the equipment to prepare the 160 mm tall brick(s), twice as many 115 mm tall compacted gyratory bricks will be acceptable.

Revise the fourth paragraph of Article 1030.10 of the Standard Specifications to read:

“When a test strip is not required, each HMA mixture shall still be sampled on the first day of production: I-FIT and Hamburg wheel testing for High ESAL; I-FIT testing for Low ESAL. Within two working days after sampling the mixture, the Contractor shall deliver gyratory cylinders to the District laboratory for Department verification testing. The High ESAL mixture test results shall meet the requirements of Articles 1030.05(d)(3) and 1030.05(d)(4). The Low ESAL mixture test results shall meet the requirements of Article 1030.05(d)(4). The required number and size of prepared samples submitted for the Hamburg wheel and I-FIT testing shall be according to the “High ESAL - Required Samples for Verification Testing” table in Article 1030.05(d)(3) above.”

Add the following to the end of Article 1030.10 of the Standard Specifications to read:

“Mixture sampled during first day of production shall include approximately 60 lb (27 kg) of additional material for the Department to conduct Hamburg wheel testing and approximately 80 lb (36 kg) of additional material for the Department to conduct I-FIT testing. Within two working days after sampling, the Contractor shall deliver prepared samples to the District laboratory for verification testing. The required number and size of prepared samples submitted for the Hamburg wheel and I-FIT testing shall be according to the “High ESAL - Required Samples for Verification Testing” table in Article 1030.05(d)(3) above.”

TEMPORARY INFORMATION SIGNING

Effective: November 13, 1996

Revised: January 29, 2020

Description.

This work shall consist of furnishing, installing, maintaining, relocating for various states of construction and eventually removing temporary informational signs. Included in this item may be ground mount signs, skid mount signs, truss mount signs, bridge mount signs, and overlay sign panels which cover portions of existing signs.

Materials.

Materials shall be according to the following Articles of Section 1000 - Materials:

	<u>Item</u>	<u>Article/Section</u>
a.)	Sign Base (Note 1)	1090
b.)	Sign Face (Note 2)	1091
c.)	Sign Legends	1091
d.)	Sign Supports	1093
e.)	Overlay Panels (Note 3)	1090.02

Note 1. The Contractor may use 5/8 inch (16 mm) instead of 3/4 inch (19 mm) thick plywood.

Note 2. The sign face material shall be in accordance with the Department's Fabrication of Highway Signs Policy.

Note 3. The overlay panels shall be 0.08 inch (2 mm) thick.

GENERAL CONSTRUCTION REQUIREMENTS

Installation.

The sign sizes and legend sizes shall be verified by the Contractor prior to fabrication.

Signs which are placed along the roadway and/or within the construction zone shall be installed according to the requirements of Article 701.14 and Article 720.04. The signs shall be 7 ft (2.1 m) above the near edge of the pavement and shall be a minimum of 2 ft (600 mm) beyond the edge of the paved shoulder. A minimum of two (2) posts shall be used.

The attachment of temporary signs to existing bridges, sign structures or sign panels shall be approved by the Engineer. Any damage to the existing signs and/or structures due to the Contractor's operations shall be repaired or signs replaced, as determined by the Engineer, at the Contractor's expense.

Method of Measurement.

This work shall be measured for payment in square feet (square meters) edge to edge (horizontally and vertically).

All hardware, posts or skids, supports, bases for ground mounted signs, connections, which are required for mounting these signs will be included as part of this pay item.

Basis of Payment.

This work shall be paid for at the contract unit price per square foot (square meter) for TEMPORARY INFORMATION SIGNING.

SAW CUTTING (EGV)

The Contractor shall saw cut pavement, curb and gutter, driveways, sidewalk, and patches to separate the existing material to be removed by means of an approved concrete saw to a depth as shown on the plans or as directed by the Engineer. This work shall be included in the cost of the item being removed.

The Contractor shall be required to saw vertical cuts so as to form clean vertical joints. Should the Contractor deface any edge, a new sawed joint shall be provided and any additional work, including removal and replacement, shall be done at the Contractor's expense.

PROTECTION OF EXISTING TREES (EGV)

The Contractor shall be responsible for taking measures to minimize damage to the tree limbs, tree trunks, and tree roots at each work site. All such measures shall be included in the contract price for other work except that payment will be made for TEMPORARY FENCE, TREE ROOT PRUNING, and TREE PRUNING.

All work, materials and equipment shall conform to Section 201 and 1081 of the Standard Specifications except as modified herein.

All tree protection, tree removal, tree pruning and root pruning shall be completed before construction operations commence in any area. At no time shall the Contractor prune or remove any trees unless specifically directed by the Engineer.

A. Earth Saw Cut of Tree Roots (Root Pruning):

1. Whenever proposed excavation falls within a drip-line of a tree, the Contractor shall:
 - a. Root prune 6-inches behind and parallel to the proposed edge of trench a neat, clean vertical cut to a minimum depth directed by the Engineer through all affected tree roots.
 - b. Root prune to a maximum width of 4-inches using a root cutting wheel. Trenching machines will not be permitted.
 - c. Exercise care not to cut any existing utilities.
 - d. If during construction it becomes necessary to expose tree roots which have not been pre-cut, the Engineer shall be notified and the Contractor shall provide a clean, vertical cut at the proper root

location, nearer the tree trunk, as necessary, by means of hand-digging and trimming with chain saw or hand saw. Ripping, shredding, shearing, chopping or tearing will not be permitted.

- e. Top Pruning: When thirty percent (30%) or more of the root zone is pruned, an equivalent amount of the top vegetative growth or the plant material shall be pruned off within one (1) week following root pruning.
2. Whenever curb and gutter is removed for replacement, or excavation for removal of or construction of a structure is within the drip line/root zone of a tree, the Contractor shall:
 - a. Root prune 6-inches behind the curbing so as to neatly cut the tree roots.
 - b. Depth of cut shall be 12 inches for curb removal and replacement and 24 inches for structural work. Any roots encountered at a greater depth shall be neatly saw cut at no additional cost.
 - c. Locations where earth saw cutting of tree roots is required will be marked in the field by the Engineer.
 3. All root pruning work is to be performed through the services of a licensed arborist to be approved by the Engineer.

Root pruning will be paid for at the contract unit price each for TREE ROOT PRUNING, which price shall be payment for all labor, materials and equipment.

Tree limb pruning will be paid for at the contract unit price per each for TREE PRUNING (1 TO 10 INCH DIAMETER) and/or TREE PRUNING (OVER 10 INCH DIAMETER), which price shall include labor, materials, and equipment.

B. Temporary Fence:

1. The Contractor shall erect a temporary fence around all trees within the construction area to establish a "tree protection zone" before any work begins or any material is delivered to the jobsite. No work is to be performed (other than root pruning), materials stored or vehicles driven or parked within the "tree protection zone".
2. The exact location and establishment of the "tree protection zone" fence shall be approved by the Engineer prior to setting the fence.
3. The fence shall be erected on three sides of the tree at the drip-line of the tree or as determined by the Engineer.

4. All work within the “tree protection zone” shall have the Engineer’s prior approval. All slopes and other areas not regarded should be avoided so that unnecessary damage is not done to the existing turf, tree root system ground cover.
5. The grade within the “tree protection zone” shall not be changed unless approved by the Engineer prior to making said changes or performing the work.

The fence shall be similar to wood lath snow fence (48 inches high), plastic poly-type or and other type of highly visible barrier approved by the Engineer. This fence shall be properly maintained and shall remain up until final restoration, unless the Engineer directs removal otherwise. Tree fence shall be supported using T-Post style fence posts. Utilizing re-bar as a fence post will not be permitted.

Temporary fence will be paid for at the contract unit price per foot for TEMPORARY FENCE, which price shall include furnishing, installing, maintaining, and removing.

C. Tree Limb Pruning:

1. The Contractor shall inspect the work site in advance and arrange with the Roadside Development Unit (847.705.4171) to have any tree limbs pruned that might be damaged by equipment operations at least one week prior to the start of construction. Any tree limbs that are broken by construction equipment after the initial pruning must be pruned correctly within 72 hours.
2. Top Pruning: When thirty percent (30%) or more of the root zone of a tree is pruned, an equivalent amount of the top vegetative growth or the plant material shall be pruned off within one (1) week following root pruning.

Tree limb pruning will be paid for at the contract unit price per each for TREE PRUNING (1 TO 10 INCH DIAMETER) and/or TREE PRUNING (OVER 10 INCH DIAMETER), which price shall include labor, materials, and equipment.

D. Removal of Driveway Pavement and Sidewalk:

1. In order to minimize the potential damage to the tree root system(s), the Contractor will not be allowed to operate any construction equipment or machinery within the “tree protection zone” located between the curb or edge of pavement and the right-of-way property line.
2. Sidewalk to be removed in the areas adjacent to the “tree protection zones” shall be removed with equipment operated from the street pavement. Removal equipment shall be Gradall (or similar method), or by hand or a combination of these methods. The method of removal shall be approved by the Engineer prior to commencing any work.

3. Any pavement or pavement related work that is removed shall be immediately disposed of from the area and shall not be stockpiled or stored within the parkway area under any circumstances.

E. Backfilling:

1. Prior to placing the topsoil and/or sod, in areas outside the protection zone, the existing ground shall be disked to a depth no greater than one (1"), unless otherwise directed by the Engineer. No grading will be allowed within the drip-line of any tree unless directed by the Engineer.

F. Damages:

1. The Contractor will make every effort when working near trees and landscape beds to preserve them from harm. All trees will be preserved unless specifically designated for removal. When tree limbs, trunks or roots of trees not approved for removal are damaged, the Village will determine whether the tree can be repaired or must be removed. Repairs may include, but are not limited to pruning of broken limbs, removal of loose bark, and proper shaping of wounds, thinning of crown to compensate for root loss, fertilization, straightening, and staking. The Village reserves the right to perform the repairs with municipal forces and will back charge the Contractor for such repairs. If the Village determines the tree needs to be replaced, the Contractor at his/her expense shall remove the tree along with the stump to a depth of 12" below the ground surface. The Contractor will reimburse the Village for replacement of the tree at \$250.00 per inch as measured six (6) inches above the ground at the tree's diameter. Landscape beds damaged by the Contractor shall be restored in kind as directed by the Village.

COMBINATION CONCRETE CURB AND GUTTER (MODIFIED) (EGV)

Description. This work shall consist of the construction of combination concrete curb and gutter of various types, as directed by the Engineer. This work shall be done in accordance with Section 606 of the Standard Specifications, IDOT Highway Standard No. 606001, and the details included in the plans.

Materials. Materials shall comply with the requirements of Sections 1006, 1020 and 1051 of the Standard Specifications.

The new curb and gutter, when greater than 5 feet in length, shall be tied to the existing curb and gutter with two #8 (1 inch) epoxy coated tie bars (18" long), drilled and grouted into the existing curb and gutter end. Two continuous #4 reinforcement bars shall be installed throughout combination concrete curb and gutters. A minimum 6" overlap shall be required when more than one bar is required. The Engineer must inspect and approve the base and formwork before any concrete is poured. A minimum 24 hour notice shall be provided for form work inspection.

When the existing, adjacent pavement is full depth asphalt, a maximum 6 inch width of the pavement shall be removed to allow for forming of the curb and gutter. This void shall be replaced with concrete, poured monolithically with the adjacent curb and gutter. The top of the concrete within the void shall be placed at the elevation of the bottom of the resurfacing thickness. The cost of the saw cutting to remove the pavement, the pavement removal, and the replacement with concrete shall be included in the cost of COMBINATION CONCRETE CURB AND GUTTER (MODIFIED).

Depressed curb for driveway openings, sidewalk ramps accessible to the disabled, and any other designated areas shall be constructed at the locations shown on the Plans or as designated by the Engineer. No additional compensation will be made for depressed curbs.

Method of Measurement. Combination concrete curb and gutter will be measured for payment in feet in the flow line of the gutter, which measurement will include drainage castings incorporated in the curb and gutter.

Basis of Payment. This work will be paid for at the contract unit price per foot of COMBINATION CONCRETE CURB AND GUTTER (MODIFIED) of the type specified.

PLANTING WOODY PLANTS

This work shall consist of planting woody plants as specified in Section 253 of the Standard Specifications with the following revisions:

Delete Article 253.03 Planting Time and substitute the following:

Spring Planting. This work shall be performed between March 15th and May 31st except that evergreen planting shall be performed between March 15th and April 30th in the northern zone.

Add the following to Article 253.03 (a) (2) and (b):

All plants shall be obtained from Illinois Nurserymen's Association or appropriate state chapter nurseries. All trees and shrubs shall be dug prior to leafing out (bud break) in the spring or when plants have gone dormant in the fall, except for the following species which are only to be dug prior to leafing out in the spring:

- Red Maple (*Acer rubra*)
- Alder (*alnus spp.*)
- Buckeye (*Aesculus spp.*)
- Birch (*Betulus spp.*)
- American Hornbeam (*Carpinus carolina*)
- Hickory (*Carya spp.*)
- Eastern Redbud (*Cercis spp.*)
- American Yellowwood (*Cladrastis kentuckea spp.*)
- Corylus (Filbert *spp.*)
- Hawthorn (*Crataegus spp.*)
- Walnut (*Juglans spp.*)
- Sweetgum (*Liquidambar spp.*)
- Tuliptree (*Liriodendron spp.*)
- Dawn Redwood (*Metasequoia spp.*)
- Black Tupelo (*Nyssa sylvatica*)
- American Hophornbeam (*Ostrya virginiana*)
- Planetree (*Platanus spp.*)
- Poplar (*Populus spp.*)
- Cherry (*Prunus spp.*)
- Oak (*Quercus spp.*)
- Willow (*Salix spp.*)
- Sassafras (*Sassafras albidum*)
- Baldcypress (*Taxodium distichum*)
- Broadleaf Evergreens (all)
- Vines (all)

Fall Planting. This work shall be performed between October 1 and November 30 except that evergreen planting shall be performed between August 15 and October 15.

Planting dates are dependent on species of plant material and weather. Planting might begin or end prior or after above dates as approved by the Engineer. Do not plant when soil is muddy or during frost.

Add the following to Article 253.05 Transportation:

Cover plants during transport with a 70% shade mesh heavy duty tarp to prevent desiccation. Plant material transported without cover shall be automatically rejected. During loading and unloading, plants shall be handled such that stems are not stressed, scraped or broken and that root balls are kept intact.

Delete the third sentence of Article 253.07 and substitute the following:

Trees must be installed first to establish proper layout and to avoid damage to other plantings such as shrubs and perennials.

The Contractor shall be responsible for all plant layout. The layout must be performed by qualified personnel. The planting locations must be laid out as shown in the landscape plan. This will require the use of an engineer's scale to determine some dimensions. Tree locations within each planting area shall be marked with a different color stake/flag and labeled to denote the different tree species. Shrub beds limits must be painted.

All utilities shall have been marked prior to contacting the Roadside Development Unit. The Engineer will contact the Roadside Development Unit at (847) 705-4171 to approve the layout prior to installation. Allow a minimum of seven (7) working days prior to installation for approval.

Delete the first paragraph to Article 253.08 Excavation of Plant Holes and substitute with the following:

Protect structures, utilities, sidewalks, bicycle paths, knee walls, fences, pavements, utility boxes, other facilities, lawns and existing plants from damage caused by planting operations. Excavation of the planting hole may be performed by hand, machine excavator, or auger.

The excavated material shall not be stockpiled on turf, in ditches, or used to create enormous water saucer berms around newly installed trees or shrubs. Remove all excess excavated subsoil from the site and dispose as specified in Article 202.03.

Delete the second sentence of Article 253.08 Excavation of Plant Holes (a) and the third paragraph of Article 253.08(b) and substitute with the following:

Excavation of planting hole width. Planting holes for trees, shrubs, and vines shall be three times the diameter of the root mass and with 45-degree sides sloping down to the base of the root mass to encourage rapid root growth. Roots can become deformed by the edge of the hole if the hole is too small and will hinder root growth.

Planting holes dug with an auger shall have the sides cut down with a shovel to eliminate the glazed, smooth sides and create sloping sides.

Excavation of planting hole depth. The root flare shall be visible at the top of the root mass. If the trunk flare is not visible, carefully remove soil from around the trunk until the root flare is visible without damaging the roots. Remove excess soil until the top of the root mass exposes the root collar.

The root flare shall always be slightly above the surface of the surrounding soil. The depth of the hole shall be equal to the depth of the root mass minus 2" allowing the tree or shrub to sit 2" higher than the surrounding soil surface for trees.

For stability, the root mass shall sit on existing undisturbed soil. If the hole was inadvertently dug too deep, backfill and recompact the soil to the correct depth.

Excavation of planting hole on slopes. Excavate away the slope above the planting hole to create a flattened area uphill of the planting hole to prevent the uphill roots from being buried too deep. Place the excess soil on the downslope of the planting hole to extend the planting shelf to ensure roots on the downhill side of the tree remain buried. The planting hole shall be three times the diameter of the root mass and saucer shaped. The hole may be a bit elongated to fit the contour of the slope as opposed to the typical round hole on flat ground.

Add backfill to create a small berm on the downhill portion of the planting shelf to trap water and encourage movement into the soil to increase water filtration around the tree. Smooth out the slope above the plant where you have cut into the soil so the old slope and the new slope transition together smoothly.

Add the following to Article 253.08 Excavation of Plant Holes (b):

When planting shrubs in shrub beds and vines in a vine bed as shown on the plans or as directed by the Engineer, spade a planting bed edge at approximately a 45-degree angle and to a depth of approximately 3-inches around the perimeter of the shrub bed prior to placement of the mulch. Remove any debris created in the spade edging process and dispose of as specified in Article 202.03.

Delete Article 253.09 (b) Pruning and substitute with the following:

Deciduous Shrubs. Shrubs shall be pruned to remove dead, conflicting, or broken branches and shall preserve the natural form of the shrub.

Delete the third and fourth paragraphs of Article 253.10 Planting Procedures and Article 253.10 (a) and substitute the following:

Approved watering equipment shall be at the site of the work and in operational condition PRIOR TO STARTING the planting operation and DURING all planting operations OR PLANTING WILL NOT BE ALLOWED.

All plants shall be placed in a plumb position and avoid the appearance of leaning. Confirm the tree is straight from two directions prior to backfilling.

Before the plant is placed in the hole, any paper or cardboard trunk wrap shall be removed. Check that the trunk is not damaged. Any soil covering the tree's root flare shall be removed to expose the crown prior to planting.

Check the depth of the root ball in the planting hole. With the root flare exposed, the depth of the hole shall be equal to the depth of the root mass minus 2" allowing the tree or shrub to sit 2" higher than the surrounding soil surface for trees. The root flare shall always be slightly above the surface of the surrounding soil. For stability, the root ball shall sit on existing undisturbed soil. If the hole was inadvertently dug too deep, backfill and recompact the soil to the correct depth.

After the plant is placed in the hole, all cords and burlap shall be removed from the trunk. Remove the wire basket from the top three quarters (3/4) of the root ball. The remaining burlap shall be loosened and scored to provide the root system quick contact with the soil. All ropes or twine shall be removed from the root ball and tree trunk. All materials shall be disposed of properly.

The plant hole shall be backfilled with the same soil that was removed from the hole. Clay soil clumps shall be broken up as much as possible. Where rocks, gravel, heavy clay or other debris are encountered, clean topsoil shall be used. Do not backfill excavation with subsoil.

The hole shall be 1/3 filled with soil and firmly packed to assure the plant remains in plumb, then saturated with water. After the water has soaked in, complete the remaining backfill in 8" lifts, tamping the topsoil to eliminate voids, and then the hole shall be saturated again. Maintain plumb during backfilling. Backfill to the edge of the root mass and do not place any soil on top of the root mass. Visible root flare shall be left exposed, uncovered by the addition of soil.

Add the following to Article 253.10 (b):

After removal of the container, inspect the root system for circling, matted or crowded roots at the container sides and bottom. Using a sharp knife or hand pruners, prune, cut, and loosen any parts of the root system requiring corrective action.

Delete the first sentence of Article 253.10(e) and substitute with the following:

Water Saucer. All plants placed individually and not specified to be bedded with other plants, shall have a water saucer constructed of soil by mounding up the soil 4-inches high x 8-inches wide outside the edge of the planting hole.

Delete Article 253.11 and substitute the following:

Individual trees, shrubs, shrub beds, and vines shall be mulched within 48 hours after being planted. No weed barrier fabric will be required for tree and shrub plantings.

The mulch shall consist of wood chips or shredded tree bark free not to exceed two (2) inches in its largest dimension, free of foreign matter, sticks, stones, and clods. Mulch shall be aged in stockpiles for a minimum of four (4) months where interior

temperatures reach a minimum of 140-degrees. The mulch shall be free from inorganic materials, contaminants, fuels, invasive weed seeds, disease, harmful insects such as emerald ash borer or any other type of material detrimental to plant growth. A sample must be supplied to the Roadside Development Unit for approval prior to performing any work. Allow a minimum of seven (7) working days prior to installation for approval.

Mulch shall be applied at a depth of 4-inches around all plants within the entire mulched bed area or around each individual tree forming a minimum 5-foot diameter mulch ring around each tree. An excess of 4-inches of mulch is unacceptable and excess shall be removed. Mulch shall not be tapered so that no mulch shall be placed within 6-inches of the shrub base or trunk to allow the root flare to be exposed and shall be free of mulch contact.

Care shall be taken not to bury leaves, stems, or vines under mulch material. All finished mulch areas shall be left smooth and level to maintain uniform surface and appearance. After the mulch placement, any debris or piles of material shall be immediately removed from the right of way, including raking excess mulch out of turf areas in accordance with Article 202.03.

Delete Article 253.12 Wrapping and substitute the following:

Within 48 hours after planting, screen mesh shall be wrapped around the trunk of all deciduous trees with a caliper of 1-inch or greater. Multi-stem or clump form trees, with individual stems having a caliper of 1-inch or greater, shall have each stem wrapped separately. The screen mesh shall be secured to itself with staples or single wire strands tied to the mesh. Trees shall be wrapped at time of planting, before the installation of mulch. The lower edge of the screen wire shall be in continuous contact with the ground and shall extend up to a minimum of 36-inches or to the lowest major branch, whichever is less. Replacement plantings shall not be wrapped.

Delete Article 253.13 Bracing and substitute with the following:

Unless otherwise specified by the Engineer, within 48 hours after planting all deciduous and evergreen trees, with the exception of multi-stem or clump form specimens, over 8-feet in height shall require three 6-foot long steel posts equally spaced from each other and adjacent to the outside of the ball. The posts shall be driven vertically to a depth of 18-inches below the bottom of the hole. The anchor plate shall be aligned perpendicular to a line between the tree and the post. The tree shall be firmly attached to each post with a double guy of 14-gauge steel wire. The portion of the wire in contact with the tree shall be encased in a hose of a type and length approved by the Engineer.

During the life of the contract, within 72 hours the Contractor shall straighten any tree that deviates from a plumb position. The Contractor shall adjust backfill compaction and install or adjust bracing on the tree as necessary to maintain a plumb position. Replacement trees shall not be braced.

Delete the second sentence of the first paragraph of Article 253.14 Period of Establishment and substitute the following:

This period shall begin in April and end in November of the same year.

Delete the last sentence of the first paragraph of Article 253.15 Plant Care and substitute the following:

This may require pruning, cultivating, tightening and repairing supports, repair of wrapping, and furnishing and applying sprays as necessary to keep the plants free of insects and disease. The Contractor shall provide plant care a minimum of every two weeks, or within 3 days following notification by the Engineer. All requirements for plant care shall be considered as included in the cost of the contract.

Delete the first paragraph of Article 253.15 Plant Care (a) and substitute with the following:

During plant care additional watering shall be performed at least every two weeks during the months of May through December. The contractor shall apply a minimum of 35 gallons of water per tree, 25 gallons per large shrub, 15 gallons per small shrub, and 4 gallons per vine. The Engineer may direct the Contractor to adjust the watering rate and frequency depending upon weather conditions.

Add the following to Article 253.15 Plant Care (c):

The contractor shall correct any vine growing across the ground plane that should be growing up desired vertical element (noise wall, retaining wall, fence, knee wall, etc.). Work may include but is not limited to carefully weaving vines through fence and/or taping vines to vertical elements.

Add the following to Article 253.15 Plant Care (d):

The contractor shall inspect all trees, shrubs, and vines for pests and diseases at least every two weeks during the months of initial planting through final acceptance. Contractor must identify and monitor pest and diseases and determine action required to maintain the good appearance, health and, top performance of all plant material. Contractor shall notify the Engineer with their inspection findings and recommendations within twenty-four hours of findings. The recommendations for action by the Contractor must be reviewed and by the Engineer for approval/rejection. All approved corrective activities will be included in the cost of the contract and shall be performed within 48 hours following notification by the Engineer.

Delete Article 253.16 Method of Measurement and substitute with the following:

Trees, shrubs, evergreens, vines, and seedlings will be measured as each individual plant.

- (a) This work will be measured for initial payment, in place, for plant material found to be in live and healthy condition by June 1.

- (b) This work will be measured for final payment, in place, for plant material found to be in live and healthy condition upon final acceptance by the department.

Delete Article 253.17 Basis of Payment and substitute the following:

This work will be paid for at the contract unit price per each for TREES, SHRUBS, EVERGREENS, or VINES, of the species, root type, and plant size specified; and per unit for SEEDLINGS.

The unit price shall include the cost of all materials, mulch, equipment, labor, plant care, watering, and disposal required to complete the work as specified herein and to the satisfaction of the Engineer. Payment will be made according to the following schedule.

- (a) Initial Payment. Upon completion of planting, mulch covering, wrapping, and bracing, 75 percent of the pay item(s) will be paid.
- (b) Final Payment. After the successful completion of all required replacement plantings, clean-up work and receipt of the "Final Acceptance of Landscape Work" memorandum from the State of Illinois Bureau of Maintenance, or upon execution of a third-party bond, the remaining 25 percent of the pay item(s) will be paid.

PLANTING PERENNIAL PLANTS

Delete Article 254.04(a) Planting Time and substitute the following:

Bulbs shall be planted between October 15 and November 30. Bulbs shall not be installed prior to trees, shrubs, perennials, and ornamental grasses are planted.

Delete Article 254.06 Layout of Planting and substitute the following:

When plants are specified to be planted in prepared soil planting beds, the planting bed shall be approved by the Engineer prior to planting. The Contractor shall be responsible for all plant layout. The layout must be performed by qualified personnel. The planting locations must be laid out as shown in the landscape plan. This will require the use of an engineer's scale to determine some dimensions. Bed limits shall be painted or flagged. Individual plants layout shall be marked prior to installation. The Engineer will contact the Roadside Development Unit at (847) 705-4171 to approve the layout prior to installation. Allow a minimum of three (3) days prior to installation for approval.

Add the following to Article 254.07 Planting Procedures:

When planting perennials in bed areas shown on the plans or as directed by the Engineer, the following work shall be performed prior to planting:

- Spade a planting bed edge at approximately a 45 degree angle and to a depth of approximately three (3) inches around the perimeter of the

perennial bed. Remove any debris created in the spade edging process and dispose of as specified in Article 202.03.

- Do not plant when soil is muddy.
- Trees and shrubs must be installed first to establish proper layout and to avoid damage to other plantings.
- Perennial plants shall be planted by a hand method approved by the Engineer. Open holes sized to accommodate roots, place plants so it is level with the surrounding soil and backfill with soil, working carefully to avoid damage to roots and to leave no voids. Build up a small water basin of soil around each plant.
- Thoroughly water plant beds within 2 hours of installation. Do not wash soil onto crowns of plants.

Delete the first sentence of Article 254.08 Mulching and substitute the following:

Within 24 hours, the entire perennial plant bed shall be mulched with two (2) inches of fine grade Shredded Hardwood Bark Mulch. Hardwood bark mulch shall be clean, finely shredded mixed-hardwood bark not to exceed two (2) inches in its largest dimension, free of foreign matter, sticks, stones, and clods. All hardwood mulch shall be processed through a hammer mill. Hardwood bark not processed through a hammer mill shall not be accepted. A mulch sample shall be submitted to the Engineer for approval seven (7) days prior to placing.

Care shall be taken to place the mulch to form a saucer around each perennial so as not to smother the plants or bury leaves, stems or vines under mulch material.

Delete Article 254.08 (b) Period of Establishment and substitute the following:

Perennial plants must undergo a 30-day period of establishment. Additional watering shall be performed not less than once a week for four weeks following installation. Any signs of stress exhibited by plant material must be given special consideration in determining water needs. Water immediately if plants begin to wilt, or if top (1) inch to two (2) inches of soil is dry. Water shall be applied at the rate of a minimum of 2 gallons per square foot. Water to ensure that moisture penetrates throughout the root zone, including the surrounding soil, and only as frequently as necessary to maintain healthy growth. **Do not over water.**

Should excess moisture prevail, the Engineer may delete any or all of the additional watering cycles. In severe weather, the Engineer may require additional watering.

Water must be applied in such a manner so as not to damage plant material. Water must trickle slowly into soil and completely soak the root zone. An open end hose is unacceptable. Water early in the day and apply water as close to the soil as possible without washing out soil or mulch. Water at the base of the plant to keep as much water as possible off plant leaves in order to minimize fungus

problems. Watering of plants in beds shall be applied in such a manner that all plant holes are uniformly saturated without allowing water to flow beyond the periphery of the bed. Thoroughly saturate all areas of the perennial bed, not just individual plants. The plants to be watered and the method of application will be approved by the Engineer.

The Contractor will not be relieved in any way from the responsibility for unsatisfactory plants due to the amount of watering. Any loss of newly installed plant material determined by the Engineer to be due to lack of water, is the responsibility of the contractor to replace at no additional cost. Any damage to plant material due to incorrect watering must be corrected or replace at the Contractors expense, to the satisfaction of the Engineer.

Add the following Article 254.09 Period of Establishment:

During the period of establishment, weeds and grass growth shall be removed from within the mulched perennial beds. This weeding shall be performed a minimum of once per week or within 48 hours following notification by the Engineer during the 30-day period of establishment. The Contractor will not be relieved in any way from the responsibility for unsatisfactory plants due to the extent of weeding.

The weeding may be performed in any manner approved by the Engineer provided the weed and grass growth, including their roots and stems, are removed from the area specified. Mulch disturbed by the weeding operation shall be replaced to its original condition. All debris that results from this operation must be removed from the right-of-way and disposed of at the end of each day in accordance with Article 202.03.

Add the following to Article 254.10 Method of Measurement:

- a) Disposal of weeds, sod and debris (rock, stones, concrete, bottles, plastic bags, etc.) removed from the perennial planting bed as specified in Article 202.03.

Add the following to Article 254.11 Basis of Payment:

- a) Payment for Shredded Mulch shall be included in contract unit price of the perennial plant pay item.
- b) The unit price shall include the cost of all materials, equipment, labor, plant care, removal, disposal and incidentals required to complete the work as specified herein and to the satisfaction of the Engineer.

PERENNIAL PLANT CARE

Description: This work shall consist of weeding, replenishing mulch, trimming and other perennial plant care work items for each work cycle as described herein and as directed

by the Engineer. The work required for each work cycle shall be scheduled to be complete and acceptable at the time of inspection.

Inspection Date: Perennial plant care will be inspected on the date specified in the plans. The work required for each work cycle must be 100 percent complete on the inspection date. Partial inspections will not be made.

Work Cycle Requirements:

- Perennial plant beds must be 100 percent weed-free and clear of litter and debris to be acceptable. Control weeds in landscaped areas by pulling the entire plant and roots. (The Contractor may apply a pre-emergent herbicide, approved by the Engineer, during Spring perennial plant care cycles). Disturbed areas shall be raked level and mulch adjusted.
- Dead flowers, stems, and leaves must be trimmed and removed.
- Monitor mulch depths to maintain a two-inch (50 mm) depth around perennial plants (no more, no less). Rake mulch any away from perennial crowns.
- Finely shredded hardwood bark mulch must be replenished to maintain a two-inch (50 mm) depth around perennial plants, if necessary. Hardwood mulch shall not exceed two (2) inches in its largest dimension, free of foreign matter, sticks, stones and clods. (Mulch must be approved by the Engineer prior to placement).
- Plants must be free of insect infestations and sprayed if necessary.
- Beds must have a neatly spaded edge between the mulched bed and the turf.
- Mulch must be raked out of turf surrounding the mulched bed.
- Trim dead tips of vines and ground covers.
- In the spring (March/April), cut back ornamental grasses to six (6) inches in height. Cut down any perennial left up over the winter to a height of six (6) inches or less and remove any dead leaves around the crowns of the plants. Rake beds free of accumulated debris, dead leaves, and other material, leaving mulch in place and being careful not to damage emerging bulb foliage and flowers. Rake back any mulch that covers plant crowns.
- Fall clean-up (October 15 – November 15; depending upon weather conditions and condition of plant material), cut back perennials leaving 3 to 4 inches height foliage as soon as foliage has died back or at discretion of the Engineer. Do not cut into plant crowns. Do not cut back any perennial with winter interest (ornamental grasses, Echinacea/Rudbeckia seed heads).
- Remove litter and other debris. All drain inlets must be kept clean and draining freely. All walls, pavement, curb and gutters, and concrete pads are to be left clean and swept free of all debris.
- All debris that results from this operation must be removed from the right-of-way and disposed of in accordance with Article 202.03 at the end of each day.

Method of Measurement: The work will be measured for payment of surface area cared for to the satisfaction of the Engineer on the inspection date specified in the plans. The area will be computed in square yards. Measurement for payment of this work will be performed on the inspection date specified in the plans.

If the inspection discloses any work as being unsatisfactory, the Engineer will give the Contractor the necessary instructions for correction of same, and the Contractor shall immediately comply with such instructions and correct the unsatisfactory work on the inspection date. Work that is not acceptable on the inspection date will not be measured for payment. Individual perennial plant areas within a perennial plant bed will not be measured for payment if any portion of the perennial plant bed has not been cared for to the satisfaction of the Engineer. Each perennial plant care work cycle specified in the plans will be measure separately for payment.

Basis of Payment: This work will be paid for at the contract unit price per square yards for PERENNIAL PLANT CARE, which price shall include all materials, equipment, labor, removal, disposal and incidentals required to complete the work as specified herein and to the satisfaction of the Engineer.

REQUIRED INSPECTION OF WOODY PLANT MATERIAL

Delete Article 1081.01(a)(5) and substitute the following:

The place of growth for all material, and subsequent inspection, must be located within 200 miles of the project.

Delete Article 1081.01(c)(1) and substitute the following:

Inspection of plant material will be made at the nursery by the Engineer, or a duly authorized representative of the Department; all plant material must be in the ground of the nursery supplying the material.

Delete Article 1081.06(b) and substitute the following:

Planting. The mulch shall consist of fine grade shredded tree bark meeting Article 1081.06(b) of the Standard Specifications and the approval of the Engineer.

The Contractor shall submit plant inspection forms and allow a minimum of 30 calendar days advance notice of the plant material to be inspected. Written certification by the Nursery will be required certifying that the plants are true to their species and/or cultivar specified in the plans.

The Department reserves the right to place identification seals on any or all plants selected. No trees shall be delivered without IDOT seal. Plant material not installed within 60 days of initial inspection will be required to be re-inspected.

FAILURE TO COMPLETE THE PLANT CARE AND ESTABLISHMENT WORK ON TIME

Should the Contractor fail to complete the plant care and/or supplemental watering work within the scheduled time frame as specified in the Special Provision for "Planting Woody Plants", "Planting Perennial Plants", "Perennial Plant Care", and "Supplemental Watering", or within 36 hours notification from the Engineer, or within such extended times as may have been allowed by the Department, the Contractor shall be liable to the Department in the amount of:

- \$50.00 per tree/per day
- \$40.00 per large shrub/per day
- \$35.00 per small shrub/per day
- \$20.00 per vine/per day
- \$20.00 per perennial/per day
- \$20.00 per sq yd sod/per day

not as penalty but as liquidated damages, for each calendar day or a portion thereof of overrun in the contract time or such extended time as may have been allowed.

In fixing the damages as set out herein, the desire is to establish a mode of calculation for the work since the Department's actual loss, in the event of delay, cannot be predetermined, would be difficult of ascertainment, and a matter of argument and unprofitable litigation. This said mode is an equitable rule for measurement of the Department's actual loss and fairly takes into account the loss of the tree(s) if the watering or plant care is delayed. The Department shall not be required to provide any actual loss in order to recover these liquidated damages provided herein, as said damages are very difficult to ascertain. Furthermore, no provision of this clause shall be construed as a penalty, as such is not the intention of the parties.

A calendar day is every day shown on the calendar and starts at 12:00 midnight and ends at the following 12:00 midnight, twenty-four hours later.

SUPPLEMENTAL WATERING

This work will include watering sod, trees, shrubs, vines, and perennials at the rates specified and as directed by the Engineer.

Schedule: Water trees, shrubs, vines, perennials, and sod throughout the growing season (April 1 to November 30) as per the special provisions: Planting Woody Plants, Planting Perennials, and Sodding, Native Low Profile with Forbs. Calendar of Landscape Construction and Establishment Work is a recommended guideline. The Engineer may direct the Contractor to adjust the watering rate and frequency depending upon weather conditions.

Watering must be completed in a timely manner. When the Engineer directs the Contractor to do supplemental watering, the Contractor must begin the watering operation within 24 hours of notice. **The Contractor shall give an approximate time window of when they will begin at the work location to the Engineer. The Engineer shall be present during the watering operation.** A minimum of 10 units of water per day must be applied until the work is complete.

Should the Contractor fail to complete the work on a timely basis or within such extended times as may have been allowed by the Department, the Contractor shall be liable to the Department liquidated damages as outlined in the **"Failure to Complete Plant Care and Establishment Work on Time" special provision.**

In fixing the damages as set out herein, the desire is to establish a mode of calculation for the work since the Department's actual loss, in the event of delay, cannot be predetermined, would be difficult of ascertainment, and a matter of argument and unprofitable litigation. This said mode is an equitable rule for measurement of the Department's actual loss and fairly takes into account the loss of the trees if the watering is delayed. The Department shall not be required to provide any actual loss in order to recover these liquidated damages provided herein, as said damages are very difficult to ascertain. Furthermore, no provision of this clause shall be construed as a penalty, as such is not the intention of the parties.

A calendar day is every day shown on the calendar and starts at 12:00 midnight and ends at the following 12:00 midnight, twenty-four hours later.

Source of Water: The Contractor shall notify the Engineer of the source of water used and provide written certification that the water does not contain chemicals harmful to plant growth.

Rate of Application: The normal rates of application for each watering are as follows. The Engineer may adjust these rates as needed depending upon weather conditions.

- 15 gallons per tree
- 10 gallons per large shrub
- 5 gallons per small shrub
- 2 gallons per vine
- 3 gallons per square foot for perennial plants
- 27 gallons per square yard for Sodded Areas

Method of Application: A spray nozzle that does not damage small plants must be used when watering all vegetation. Water shall be applied at the base of the plant to keep as much water as possible off plant leaves. An open hose may be used to water trees, shrubs, and seedlings if mulch and soil are not displaced by watering. The water shall be applied to individual plants in such a manner that the plant hole shall be saturated without allowing the water to overflow beyond the earthen saucer. Watering of plants in beds shall be applied in such a manner that all plant holes are uniformly saturated without allowing the water flow beyond the periphery of the bed. Water shall slowly infiltrate into soil and completely soak the root zone. The Contractor must supply metering equipment as needed to assure the specified application rate of water.

Method of Measurement: Supplemental watering will be measured in units of 1000 gallons of water applied as directed.

Basis of Payment: This work will be paid for at the contract unit price per unit of SUPPLEMENTAL WATERING, measured as specified. Payment will include the cost of all water, equipment and labor needed to complete the work specified herein and to the satisfaction of the Engineer.

SHREDDED BARK MULCH (EGV)

Description. This work shall consist of preparing the ground surface, including removal of any existing vegetation, and furnishing, transporting, and placing a layer of mulch at locations shown on the plans in accordance with the applicable portions of Article 253.11 of the Standard Specifications or as directed by the Engineer.

Mulch required around plants installed as part of this project will not be paid for separately, but shall be included in the cost of the tree, shrub, or perennial planted.

Materials. The mulch shall consist of fine grade shredded tree bark meeting the approval of the Engineer.

Method of Measurement. Mulch will be measured for payment in square yards in place.

Basis of Payment. This work will be paid for at the contract unit price per square yard for SHREDDED BARK MULCH, of the thickness specified. Payment shall be full compensation for all materials including labor, equipment and incidentals to complete the item as shown on the plans and as specified.

DECORATIVE SIGN POST (EGV)

Description. This work shall consist of fabricating and furnishing a decorative sign post assembly consisting of the components herein specified. The decorative sign post assembly shall match the existing residential sign posts and shall be manufactured by PEMCO Lighting Products Inc. (150 Pemco Way, Wilmington, DE 19804). **The Contractor shall submit four (4) copies of shop drawings for the decorative sign post assembly for approval by the Engineer prior to manufacturing.**

The Contractor shall be aware that an extended lead time for the manufacturing of these posts should be expected.

Materials

Aluminum Posts

The sign posts shall be a seamless extruded piece manufactured of Type 6063-T6 alloy with an outside diameter of 2-3/8 inches and a wall thickness of 0.156". The posts shall be capable of being installed using a V-lock socket system as approved by the Engineer. All signs shall be mounted seven (7) feet above the ground line unless otherwise directed by the Engineer. The sign post shall extend three (3) inches above the top of the sign.

Aluminum Acorn Style Finials

The decorative sign post assembly shall be provided with an aluminum finial. The finial shall be one-piece die cast 380 marine grade aluminum cap with a secure slip fit over the top of the aluminum post and held in place with three (3) tamper resistant stainless steel set screws.

Aluminum Base

The decorative sign post base shall be a two-piece, clam shell design with internal ribbing for additional strength and sufficient clearance to fit on a V-Loc socket base and wedge. The bases shall be corrosion resistant, heavy wall, high pressure die cast marine grade 380 aluminum. The base section shall have a smooth tapered bottom section with decorative raised vertical flutes shall accept 2-3/8 inch post. Two-recessed captive tamper-proof 316 stainless steel fasteners shall secure the base sections.

Finish

All post, finials, base, street sign frame, backplate, mounting clamps, spacers, and hardware shall have a seven-stage preparation, which includes chromate conversion and durable TGIC super polyester powder coat finish in gloss black. The finish shall withstand a 3500-hour salt spray test.

Construction Methods

The decorative sign post assembly shall be stored in a secure location until installed by the Contractor.

Basis of Payment. This work shall be paid for at the contract unit price per each for DECORATIVE SIGN POST, regardless of the length of post required for the sign panel assembly shown, which price shall include the sign post of the length required, the acorn style finial, the sign post base, and all items herein specified. The sign panel of the size required shall be paid for separately as SIGN PANEL (SPECIAL). The signal panel frame shall be paid for separately as ORNAMENTAL SIGN FRAME. Installation of the sign panel assembly and post shall be paid for separately as INSTALL SIGN.

BRICK PAVER REMOVAL (EGV)

Description. This work shall consist of the complete removal of existing pavers, including sand setting bed material, filter fabric material, and salvaging or disposal of bricks.

Full-size bricks in good condition shall be sorted and salvaged by the Contractor, then stacked neatly on pallets, banded, and delivered by the Contractor to the Public Works facility at 450 E. Devon Avenue. The Village reserves the right to refuse all or some of the salvaged paver bricks based on their need for salvaged bricks at the time of the removal.

Method of Measurement. Brick paver removal will be measured for payment in place and the area computed in square feet.

Basis of Payment. The work described herein shall be paid for at the contract unit price per square feet for BRICK PAVER REMOVAL.

MOWING (SPECIAL) (EGV)

Description. This work shall consist of mowing and/or trimming areas designated by the Engineer within the project limits to a height of 6" or as directed by the Engineer.

Equipment. The Contractor shall keep all mowing equipment sharp and properly equipped for operation within an urban environment. The equipment used shall be capable of completely severing all growth at the cutting height and distributing it evenly over the mowed area.

Method. Mowing and/or trimming shall be performed when directed by the Engineer. This work shall be completed within 72 hours of the request. If the mowing is not completed within the time allowed, an Erosion and Sediment Control Deficiency Deduction shall be applied in accordance with Article 105.03 of the Standard Specifications. The Gravity Adjustment Factor shall be 0.10.

Additional mowing or trimming may be required to obtain the height specified or to disperse mowed material. When amount of grass is heavy (as determined by the Engineer), cut grass shall be removed to prevent destruction of underlying turf.

Prior to the placement of embankment or topsoil, all cut material shall be removed and disposed of by the Contractor. This work shall be included in the cost of the last mowing of the area.

Method of Measurement. Mowing and trimming will be measured in square yards of surface mowed.

Basis of Payment. This work will be paid for at the contract unit price per square yard for MOWING (SPECIAL). Any additional mowing or trimming required to obtain the height specified or to disperse mowed material will be considered as included in the cost of the initial mowing. Payment for mowing and trimming shall include the cost of all material, equipment, labor, removal and disposal of cut vegetation, and incidentals required to complete the work as specified herein and the satisfaction of the Engineer.

EXPLORATION TRENCH, SPECIAL (EGV)

Description. This item shall consist of excavating a trench at locations designated by the Engineer for the purpose of locating existing tile lines or other underground facilities within the limits of the proposed improvement. The exploration trench shall be constructed at the locations shown on the plans or as directed by the Engineer.

The trench shall be deep enough to expose the utility but not more than one foot deeper than the utility. The width of the trench shall be sufficient to allow proper investigation of the entire trench.

When an existing underdrain is encountered any broken tile exposed shall be repaired immediately and no surface runoff shall be allowed to enter any tile.

After the trench has been inspected by the Engineer, the trench shall be backfilled with gradation CA-6 coarse aggregate, the cost of which shall be included in the item of EXPLORATION TRENCH, SPECIAL. Any excess material shall be disposed of according to Article 202.03, and the area shall be shaped and trimmed according to Section 212.

When approved by the Engineer, the Contractor may use other means of locating existing underground utilities.

Method of Measurement. The exploration trench will be measured for payment in feet of actual trench constructed.

Basis of Payment. This work will be paid for at the contract unit price per foot for EXPLORATION TRENCH, SPECIAL, regardless of the depth required, and no extra compensation will be allowed for any delays, inconveniences or damages sustained by the Contractor in performing the work.

PORTLAND CEMENT CONCRETE DRIVEWAY PAVEMENT, 8 INCH (SPECIAL) (EGV)

Description. This work shall consist of the construction of Portland Cement Concrete driveways at the locations designated on the plans in accordance with Section 423 of the Standard Specifications and the details included in the plans.

The Contractor shall machine-saw a perpendicular joint between that portion of a driveway to be removed and that which is to remain in place. If the Contractor removes or damages the existing driveway or parking area outside the limits designated by the Engineer for removal and replacement, the Contractor will be required to repair or replace that portion at his/her own expense to the Engineer's satisfaction. All required excavation shall be included in the contract unit price for this item. Removal of the existing driveway pavement will be paid for separately.

Materials. Materials shall comply with the requirements of Sections 1006, 1020 and 1051 of the Standard Specifications. High-early strength concrete, meeting the requirements of Class PP-1 concrete, shall be required.

Commercial driveways shall consist of 8" of concrete with 6" x 6" x #6 wire mesh.

Method of Measurement. Measurement for concrete driveway shall be per square yard.

Basis of Payment. Payment for PORTLAND CEMENT CONCRETE DRIVEWAY PAVEMENT, 8 INCH, SPECIAL shall be made at the contract unit price per square yard. Payment shall be full compensation for all materials including labor, equipment and materials to complete the item as shown on the plans and as specified. Removal of the existing driveway pavement shall be paid for as DRIVEWAY PAVEMENT REMOVAL. Granular subbase under the driveway will be measured separately for payment as SUBBASE GRANULAR MATERIAL, TYPE B, 8".

PORTLAND CEMENT CONCRETE SIDEWALK, SPECIAL (EGV)

Description. This work shall consist of the construction of Portland Cement Concrete sidewalks at the locations designated on the plans in accordance with Section 424 of the Standard Specifications with the following modifications.

Materials. Materials shall comply with the requirements of Sections 1006, 1020 and 1051 of the Standard Specifications.

All sidewalk constructed over a utility trench shall be reinforced with three #4 rebars which extend 5 feet beyond the trench walls.

All forms used for sidewalk shall be 2" x 6" lumber, 2" x 10" lumber, or approved metal forms. The Engineer must inspect and approve the base and formwork before any concrete is placed. A minimum 24 hour notice shall be provided for formwork inspection.

All proposed sidewalk and sidewalk curb ramps shall be constructed to the slopes and grades shown on the IDOT Highway Standards. The proposed sidewalk limits shown on the plans are approximate. The Engineer shall make the final determination of the sidewalk replacement limits in the field.

The maximum cross slope at any point in the traversable area of the sidewalk, including the area through driveways, shall be 2.00%. All areas of new sidewalk that exceed this maximum shall be removed and replaced at the Contractor's expense.

Side curbs adjacent to sidewalks, when shown on the plans, the IDOT Highway Standards, or required by the Engineer, shall be included in the measured area and paid for as PORTLAND CEMENT CONCRETE SIDEWALK of the thickness specified.

Method of Measurement. This work will be measure for payment in place and the area computed in square feet.

Basis of Payment. This work will be paid for at the contract unit price per square foot for PORTLAND CEMENT CONCRETE SIDEWALK, SPECIAL, of the thickness specified.

DETECTABLE WARNINGS (SPECIAL) (EGV)

EGV: April 4, 2014

Description

This work shall consist of furnishing and installing pre-fabricated panels of truncated domes in accordance with Article 424 of the Standard Specifications, the IDOT Highway Standards, and the following provisions.

Materials

Panels shall be 24 inches (24") wide, with lengths varying from 48 inches (48") to 60 inches (60") and shall be Dark Gray (Federal Color #36118). The Detectable Warning panel shall be one of the following products:

- (a) ADA Solutions, Inc. Cast-in-Place
- (b) Armor-Tile Cast-In Place System

Method of Measurement

Measurement for detectable warnings shall be per square foot for the actual length of detectable warning multiplied by the width of detectable warning placed.

Basis of Payment

This work will be paid for at the contract unit price per square foot for DETECTABLE WARNINGS (SPECIAL).

PAVEMENT REMOVAL (SPECIAL) (EGV)

Description. This work shall consist of removal of existing paver crosswalk pavement. The existing crosswalk pavement consists of concrete pavers, sand setting bed, and filter fabric overlaid on an 8" thick, reinforced concrete base. Full depth concrete header bands are tied with dowel bars into the concrete base.

Full-size bricks in good condition shall be sorted and salvaged by the Contractor, then stacked neatly on pallets, banded, and delivered by the Contractor to the Public Works facility at 450 E. Devon Avenue. The Village reserves the right to refuse all or some of the salvaged paver bricks based on their need for salvaged bricks at the time of the removal.

Method of Measurement. Paver crosswalk pavement removal will be measured for payment in place, between the outside edges of the concrete header bands, and the area computed in square yards.

Basis of Payment. The work described herein shall be paid for at the contract unit price per square yard for PAVEMENT REMOVAL (SPECIAL).

FRAMES AND LIDS TO BE ADJUSTED (SPECIAL) (EGV)

Description. This work shall consist of adjusting frames and lids for drainage and utility structures located within the pavement area in accordance with Section 603 of Standard Specifications and the following modifications:

All work shall follow and be according to the detail included in the plans.

Concrete adjustment rings less than 4 inches thick shall not be allowed. High Density Polyethylene (HDPE) plastic adjusting rings and ring wedges shall be used for all adjustments less than 4 inches or in combination with 4 inch minimum concrete

adjustment rings. The maximum height of concrete rings shall be 8 inches. Bricks shall not be used.

A new external chimney seal which fully encompasses the rings and castings and meets the requirements of the details included in the plans shall be installed on all sanitary sewer manholes after the frame has been adjusted to the final elevation. The Contractor shall obtain the Engineer's approval of the chimney seal prior to its installation.

Add the following to Article 603.09 of the Standard Specifications:

"Removing frames and lids on drainage and utility structures in the pavement prior to milling, and adjusting to final grade prior to placing the surface course, will be paid for at the contract unit price each for FRAMES AND LIDS TO BE ADJUSTED (SPECIAL).

COMBINATION CONCRETE CURB AND GUTTER (SPECIAL) (EGV)

Description. This work shall consist of the construction of combination concrete curb and gutter of various types, as directed by the Engineer. This work shall be done in accordance with Section 606 of the Standard Specifications, IDOT Highway Standard No. 606001, and the details included in the plans.

Materials. Materials shall comply with the requirements of Sections 1006, 1020 and 1051 of the Standard Specifications. High-early strength concrete, meeting the requirements of Class PP-1 concrete, shall be required.

The new curb and gutter, when greater than 5 feet in length, shall be tied to the existing curb and gutter with two #8 (1 inch) epoxy coated tie bars (18" long), drilled and grouted into the existing curb and gutter end. Two continuous #4 reinforcement bars shall be installed throughout combination concrete curb and gutters. A minimum 6" overlap shall be required when more than one bar is required. The Engineer must inspect and approve the base and formwork before any concrete is poured. A minimum 24 hour notice shall be provided for form work inspection.

When the existing, adjacent pavement is full depth asphalt, a maximum 6 inch width of the pavement shall be removed to allow for forming of the curb and gutter. This void shall be replaced with concrete, poured monolithically with the adjacent curb and gutter. The top of the concrete within the void shall be placed at the elevation of the bottom of the resurfacing thickness. The cost of the saw cutting to remove the pavement, the pavement removal, and the replacement with concrete shall be included in the cost of COMBINATION CONCRETE CURB AND GUTTER (SPECIAL).

Depressed curb for driveway openings, sidewalk ramps accessible to the disabled, and any other designated areas shall be constructed at the locations shown on the Plans or as designated by the Engineer. No additional compensation will be made for depressed curbs.

Method of Measurement. Combination concrete curb and gutter will be measured for payment in feet in the flow line of the gutter, which measurement will include drainage castings incorporated in the curb and gutter.

Basis of Payment. This work will be paid for at the contract unit price per foot of COMBINATION CONCRETE CURB AND GUTTER (SPECIAL) of the type specified.

SIGN PANEL (SPECIAL) (EGV)

Description. This work shall consist of furnishing, fabricating and installing sign panels complete with sign face and legend in accordance with Section 720 of the Standard Specifications.

Materials. Materials shall be in accordance with Section 1090, 1091 and 1093 of the Standard Specifications for Road and Bridge construction, except as herein modified: The sign base shall be flat sheet aluminum. The sign face shall have Type AP (high intensity prismatic) reflective sheeting.

Stainless steel drive rivets are to be used in conjunction with nylon or rubber washers to fasten the sign panel to the frame backplate. Rivet heads are to be colored matching the front of the sign background color (uncolored may be used for white signs).

Construction Methods. Sign panels shall be installed within the sign frame provided as part of the item DECORATIVE SIGN POST or ORNAMENTAL SIGN FRAME in accordance with the manufacturer's recommendations.

Method of Measurement. Sign panels shall be measured in square feet according to Article 720.03.

Basis of Payment. This work shall be paid for at the contract unit price per square foot for SIGN PANEL of the type required (SPECIAL). The cost of the sign frame, backplate, mounting clamps and hardware shall be paid for separately as DECORATIVE SIGN POST or ORNAMENTAL SIGN FRAME.

CONCRETE TRUCK WASHOUT (EGV)

Description. The Contractor shall take sufficient precautions to prevent pollution of streams, lakes, reservoirs, and wetlands with fuels, oils, bitumens, calcium chloride, or other harmful materials according to Article 107.23 of the "Standard Specifications".

General. To prevent pollution by residual concrete and/or the by-product of washing out the concrete trucks, concrete washout facilities shall be constructed and maintained on any project which includes cast-in-place concrete items. The concrete washout shall be constructed, maintained, and removed according to this special provision. Concrete washout facilities shall be required regardless of the need for NPDES permitting. On projects requiring NPDES permitting, concrete washout facilities shall also be addressed in the Storm Water Pollution Prevention Plan.

The concrete washout facility shall be constructed on the job site in accordance with Illinois Urban Manual practice standard for Temporary Concrete Washout Facility (Code 954). The Contractor may elect to use a pre-fabricated portable concrete washout structure. The Contractor shall submit a plan for the concrete washout facility, to the Engineer for approval, a minimum of 10 calendar days before the first concrete pour. The working concrete washout facility shall be in place before any delivery of concrete to the site. The Contractor shall ensure that all concrete washout activities are limited to the designated area.

The concrete washout facility shall be located no closer than 50 feet from any environmentally sensitive areas, such as water bodies, wetlands, and/or other areas indicated on the plans. Adequate signage shall be placed at the washout facility and elsewhere as necessary to clearly indicate the location of the concrete washout facility to the operators of concrete trucks.

The concrete washout facility shall be adequately sized to fully contain the concrete washout needs of the project. The contents of the concrete washout facility shall not exceed 75% of the facility capacity. Once the 75% capacity is reached, concrete placement shall be discontinued until the facility is cleaned out. Hardened concrete shall be removed and properly disposed of outside the right-of-way. Slurry shall be allowed to evaporate, or shall be removed and properly disposed of outside the right-of-way. The Contractor shall immediately replace damaged basin liners or other washout facility components to prevent leakage of concrete waste from the washout facility. Concrete washout facilities shall be inspected by the Contractor after each use. Any and all spills shall be reported to the Engineer and cleaned up immediately. The Contractor shall remove the concrete washout facility when it is no longer needed.

Basis of Payment. The cost of all materials required and all labor necessary to comply with the above will be paid for at the lump sum price for CONCRETE TRUCK WASHOUT. The unit price shall include all labor, equipment and materials necessary to complete the work, regardless of the number washout facilities required.

REMOVE AND RELOCATE LAWN SPRINKLER SYSTEM (EGV)

Description. Work under this item shall consist of removing and replacing portions of a lawn sprinkler system that is required to be replaced as a result of construction operations and not as a result of Contractor negligence. This shall include all systems within the limits of the proposed excavation, regardless as to whether they are shown on the plans.

The Contractor shall inventory all existing lawn sprinkler systems that are proposed to be relocated and replaced in the presence of the Engineer. The Contractor shall take all necessary precautions to protect existing lawn sprinkler systems that are to remain in place. The Contractor shall replace only that portion of the lawn sprinkler system that is required by legitimate construction operations and approved by the Engineer. The replacement sections of the lawn sprinkler system shall be compatible with the existing system. The Engineer shall approve locations of the replacement appurtenances prior

to demolition activities. Once the replacement sprinklers are replaced and have been tested by the Contractor in the presence of the Engineer, the item will be measured for payment.

The Contractor shall be responsible for coordinating all work involving the sprinkler systems with the residents and business owners. The Contractor shall obtain written approval of any relocations or repairs from the business owners prior to final payment.

All damage to existing systems beyond the limits of excavation required for the project, as determined by the Engineer, shall be repaired by the Contractor to the satisfaction of the sprinkler system owner at no cost to the contract.

Method of Measurement. This work shall be measured for payment in feet of sprinkler system relocated.

Basis of Payment. This work shall be paid for at the contract unit price per foot for REMOVE AND RELOCATE LAWN SPRINKLER SYSTEM in accordance with the plans and as described herein for all materials (including sprinkler heads and valves) and labor necessary to complete the work.

ORNAMENTAL SIGN FRAME (EGV)

Description. This work shall consist of fabricating and furnishing a decorative sign frame consisting of the components herein specified. The decorative sign frame assembly shall match the existing residential signs and shall be manufactured by PEMCO Lighting Products Inc. (150 Pemco Way, Wilmington, DE 19804). **The Contractor shall submit four (4) copies of shop drawings for the decorative sign post assembly for approval by the Engineer prior to manufacturing.**

The Contractor shall be aware that an extended lead time for the manufacturing of these posts should be expected.

Materials

Sign Frame System

The sign frame system shall consist of the street sign frame, back plate and mounting clamps. All frames are to be thick walled extruded 5052 aluminum, die formed, seam welded and ground smooth and chromate treated for corrosion resistance. The contractor shall drill 1/8" weep holes in the extruded sign frame to allow water to drain out of the sign frame.

The back plate shall be die cut 6061-T6 aluminum and shall be welded to the outer frame. A thick wall 356 copper-free cast aluminum mounting clamp shall be welded to the back plate. The system will be such that a traffic sign shall be mounted inside the frame to the back plate using stainless steel drive rivets in conjunction with nylon or rubber washers and rivet heads are to be colored matching the front of the sign background color. The backplate will then be clamped to the sign post. The sign frame systems shall have a continuous weld of the back plate to the frame, and a continuous welding of the mounting clamp to the back plate.

The sign frames serve both function and aesthetic purposes, and shall be identical in color, finish, and material to the existing residential sign posts. The frames shall maintain a durable, high quality appearance while holding street signs in a proper position. All welding and manufacturing shall be performed in a manner so that the signs do not twist on the pole or break from the bracket. The frames shall be designed to withstand an 80 mph wind with gusts of 104 mph (1.3 gust factor)

Weep Holes

Weep holes are required to be 1/8" diameter in size.

The number of weep holes based on sign size should follow the chart below:

SIGN SIZE	# OF HOLES*	SIGN SIZE	# OF HOLES*	SIGN SIZE	# OF HOLES*
12 X 9	2	24 X 18	2	32 X 32	3
12 X 18	2	24 X 24	2	36 X 36	3
18 X 6	2	24 X 30	2	48 X 24	4
18 X 18	2	24 X 48	2	Diamond-any size	2
18 X 24	2	30 X 24	3	Octagon-any size	2
21 X 15	2	30 X 30	3	Triangle-any size	2
24 X 12	2	30 X 36	3	Pentagon-any size	3

Spacing is to be evenly distributed along the length of the base dimension. Weep holes are to be installed on the bottom face of the sign frame base and centered from front to back.

Weep holes are not to be installed through or at weldment joints.

Finish

All street sign frame, backplate, mounting clamps, spacers, and hardware shall have a seven-stage preparation, which includes chromate conversion and durable TGIC super polyester powder coat finish in gloss black. The finish shall withstand a 3500-hour salt spray test.

Construction Methods

The decorative sign frame assembly shall be stored in a secure location until installed by the Contractor.

Basis of Payment. This work shall be paid for at the contract unit price per each for ORNAMENTAL SIGN FRAME, regardless of the size of the sign panel. The sign panel of the size required shall be paid for separately as SIGN PANEL (SPECIAL). Installation of the sign panel assembly shall be paid for separately as INSTALL SIGN.

INSTALL SIGN (EGV)

Description

This work shall consist of installing sign panel assemblies and posts furnished separately by the Contractor, in accordance with Section 720 of the Standard Specifications.

Materials

The sign post socket shall be the V-loc system as manufactured by Traffic & Parking Control, Co. V-loc model 23-VR3 shall be used at all locations.

Construction Methods

Sign panels shall be installed in accordance with the manufacturer's recommendations and as specified in Article 720.04.

The socket system shall be installed flush to grade using a drive cap to protect the end of the unit. A V-loc galvanized wedge shall be installed after the installation of the sign post to secure the post in the proper position.

The decorative sign post assembly shall be installed in a manner to ensure a damage free installation. Minor scratches in the installations shall be repaired to the satisfaction of the Engineer. Sign post units that are damaged beyond repair, as determined by the Engineer, shall be replaced by the Contractor at no additional cost to the Village.

Basis of Payment

This work shall be paid for at the contract unit price per each for INSTALL SIGN, regardless of the size or number of sign panels on the assembly. This work shall include the cost of supplying and installing the V-loc system.

PAVEMENT MARKING (SPECIAL) (EGV)

Description. This item consists of the installation of an imprinted aggregate reinforced preformed thermoplastic pavement marking system at crosswalk locations as shown on the plans, as specified herein, and as directed by the Engineer.

Qualifications. The installer performing this work must be trained or approved by the manufacturer of the thermoplastic material specified and must have a minimum of five years' experience with projects of similar scope and quantity. The Contractor shall submit qualifications to the Engineer for review and approval prior to construction.

Submittals. The Contractor shall submit manufacturer's product data, pattern, and color samples for each product specified to the Engineer for review and approval prior to construction.

Materials. Prefomed thermoplastic material shall be TrafficPattensXD manufactured by:

Ennis-Flint, Inc.
4161 Piedmont Parkway, Suite 370
Greensboro, NC 27410
<https://www.ennisflintamericas.com/>

The pedestrian route crosswalks shall have the Standard Herringbone pattern in Dark Brick Red with a Soldier Course border in Dark Brick Red (total width of 6'), and 6" Solid White edge lines as shown in the plans. The bike route crosswalks shall have the Standard Herringbone pattern in Dark Brick Red with a Soldier Course border in Dark Brick Red (total width of 8'), and 12" Solid White edge lines as show in the plans. Color and pattern to be approved by the Engineer prior to construction.

Method of Measurement. This work will be measured in place and the area computed per square foot.

Basis of Payment. This work will be paid for at the contract unit price per square foot for PAVEMENT MARKING (SPECIAL).

DRAINAGE AND UTILITY STRUCTURES TO BE ADJUSTED OR RECONSTRUCTED (EGV)

Description. This work shall consist of adjusting or reconstructing drainage and utility structures in accordance with Section 602 of the Standard Specifications, with the following modifications:

Adjustment or reconstruction will be made with existing frames and grates or lids unless otherwise specified. New frames and grates or lids will be paid for separately when shown on the plans.

When new frames are installed, the existing frames shall be removed by the Contractor and transported to the Village's Public Works facility at 450 E. Devon Avenue. This work shall be included in the cost of DRAINAGE & UTILITY STRUCTURES TO BE ADJUSTED or DRAINAGE & UTILITY STRUCTURES TO BE RECONSTRUCTED.

Concrete adjustment rings less than 4 inches thick shall not be allowed. High Density Polyethylene (HDPE) plastic adjusting rings and ring wedges shall be used for all adjustments less than 4" or in combination with 4 inch minimum concrete adjustment rings. Bricks shall not be used.

Basis of Payment. When adjustment or reconstruction is specified, this work will be paid for at the contract unit price per each for DRAINAGE & UTILITY STRUCTURES TO BE ADJUSTED or DRAINAGE & UTILITY STRUCTURES TO BE RECONSTRUCTED; regardless of the type of structure or type of frame and lid or grate, which price shall include resetting the frame with grate or lid, and excavation and backfill, except excavation in rock.

TRAFFIC CONTROL PLAN (D1)

Effective: September 30, 1985

Revised: January 1, 2007

Traffic Control shall be according to the applicable sections of the Standard Specifications, the Supplemental Specifications, the "Illinois Manual on Uniform Traffic Control Devices for Streets and Highways", any special details and Highway Standards contained in the plans, and the Special Provisions contained herein.

Special attention is called to Article 107.09 of the Standard Specifications and the following Highway Standards, Details, Quality Standard for Work Zone Traffic Control Devices, Recurring Special Provisions and Special Provisions contained herein, relating to traffic control.

The Contractor shall contact the District One Bureau of Traffic at least 72 hours in advance of beginning work.

STANDARDS:

- 701006-05 Off-Rd Operations, 2L, 2W, 15' To 24" From Pavement Edge
- 701011-04 Off-Rd Moving Operations, 2L, 2W, Day Only
- 701101-05 Off-Rd Operations, Multilane, 15' to 24" From Pavement Edge
- 701311-03 Lane Closure, 2L, 2W, Moving Operations – Day Only
- 701427-05 Lane Closure, Multilane, Intermittent or Moving Operation,
for Speeds <= 40 MPH
- 701501-06 Urban Lane Closure, 2L, 2W, Undivided
- 701502-09 Urban Lane Closure, 2L, 2w, with Bidirectional Left Turn Lane
- 701606-10 Urban Single Lane Closure, Multilane, 2W with Mountable Median
- 701701-10 Urban Lane Closure, Multilane Intersection
- 701801-06 Sidewalk, Corner, or Crosswalk Closure
- 701901-08 Traffic Control Devices

DETAILS:

- Traffic Control and Protection for Side Roads, Intersections, and Driveways (TC-10)
- District One Typical Pavement Markings (TC-13)
- Traffic Control and Protection at Turn Bays (To Remain Open to Traffic) (TC-14)
- Short Term Pavement Marking Letters and Symbols (TC-16)
- Arterial Road Information Sign (TC-22)
- Driveway Entrance Signing (TC-26)

SPECIAL PROVISIONS:

- Maintenance of Roadways (D1)
- Public Convenience and Safety (D1)
- Temporary Information Signing (D1)

Maintenance of Access
Vehicle and Equipment Warning Lights (BDE)
Work Zone Traffic Control Devices (BDE)
Work Zone Traffic Control Surveillance (LRS)
Pavement and Shoulder Resurfacing (Recurring Check Sheet #13)
Keeping Roadways Open to Traffic (Lane Closures Only)

KEEPING ROADWAYS OPEN TO TRAFFIC (LANE CLOSURES ONLY)

The Contractor shall provide the necessary traffic control devices to warn the public and to delineate the work zone as required in these Special Provisions, the Standard Specifications, the State Standards, and the District Details.

Lane closures shall be in accordance with the Standard Specifications, Highway Standards, District Details, and the direction of the Engineer. The Contractor shall request and gain approval from the Engineer seventy-two (72) hours in advance of all long-term (24 hrs. or longer) lane closures.

Lane closures not shown in the staging plans will not be permitted during **peak traffic volume hours**.

Peak traffic volume hours are defined as weekdays (Monday through Friday) from 6:00 AM to 7:00 AM and 5:00 PM to 6:00 PM

Private vehicles shall not be parked in the work zone. Contractor's equipment and/or vehicles shall not be parked on the shoulders or in the median during non-working hours. The parking of equipment and/or vehicles on State right-of-way will only be permitted at locations approved by the Engineer in accordance with Articles 701.08 and 701.11 of the Standard Specifications.

Should the Contractor fail to completely open and keep open all the traffic lanes to traffic in accordance with the limitations specified above, the Contractor shall be liable to the Department for the amount of:

One lane or ramp blocked = \$1,000

Two lanes blocked = \$2,500

Not as a penalty but as liquidated and ascertained damages for each and every 15 minute interval or a portion thereof that a lane is blocked outside the allowable time limitations. Such damages may be deducted by the Department from any monies due the Contractor. These damages shall apply during the contract time and during any extensions of the contract time.

TRAFFIC SIGNAL GENERAL REQUIREMENTS (D1 LR)

Effective: April 1, 2016

Revised: July 20, 2016

LR800.01TS

These Traffic Signal Special Provisions and the "District One Standard Traffic Signal Design Details" supplement the requirements of the State of Illinois "Standard Specifications for Road and Bridge Construction." The intent of these Special Provisions is to prescribe the materials and construction methods commonly used for traffic signal installations.

- All material furnished shall be new unless otherwise noted herein.
- Traffic signal construction and maintenance work shall be performed by personnel holding current IMSA Traffic Signal Technician Level II certification. A copy of the certification shall be immediately available upon request of the Engineer.
- The work to be done under this contract consists of furnishing, installing and maintaining all traffic signal work and items as specified in the Plans and as specified herein in a manner acceptable and approved by the Engineer.

Definitions of Terms.

Add the following to Section 101 of the Standard Specifications:

101.56 Vendor. Company that sells a particular type of product directly to the contractor or the Equipment Supplier.

101.57 Equipment supplier. Company that supplies, represents and provides technical support for IDOT District One approved traffic signal controllers and other related equipment. The Equipment Supplier shall be located within IDOT District One and shall:

- Be full service with on-site facilities to assemble, test and trouble-shoot traffic signal controllers and cabinet assemblies.
- Maintain an inventory of IDOT District One approved controllers and cabinets.
- Be staffed with permanent sales and technical personnel able to provide traffic signal controller and cabinet expertise and support.
- Technical staff shall hold current IMSA Traffic Signal Technician Level III certification and shall attend traffic signal turn-ons and inspections with a minimum 14 calendar day notice.

Submittals.

Revise Article 801.05 of the Standard Specifications to read:

All material approval requests shall be submitted to the Resident Engineer, who will then forward the submittal on to the IDOT Local Agency Area Engineer and the Local Agency. Electronic material submittals shall follow the District's Traffic Operations Construction Submittals guidelines. General requirements include:

1. All material approval requests shall be made prior to or no later than one week after the date of the preconstruction meeting. A list of major traffic signal items can be

found in Article 801.05. Material or equipment which is similar or identical shall be the product of the same manufacturer, unless necessary for system continuity. Traffic signal materials and equipment shall bear the U.L. label whenever such labeling is available.

2. Product data and shop drawings shall be assembled by pay item. Only the top sheet of each pay item submittal will be stamped by the Department with the review status, except shop drawings for mast arm pole assemblies and the like will be stamped with the review status on each sheet.
3. Original manufacturer published product data and shop drawing sheets with legible dimensions and details shall be submitted for review.
4. When hard copy submittals are requested by the Bureau of Local Roads and Streets, the number of requested sets of the manufacturer's descriptive literatures and technical data for the traffic signal materials shall be submitted.
5. For hard copy or electronic submittals, the descriptive literature and technical data shall be adequate for determining whether the materials meet the requirements of the plans and specifications. If the literature contains more than one item, the Contractor shall indicate which item or items will be furnished.
6. When hard copy submittals are necessary for structural elements, four complete copies of the shop drawings for the mast arm assemblies and poles, and the combination mast arm assemblies and poles showing, in detail, the fabrication thereof and the certified mill analyses of the materials used in the fabrication, anchor rods, and reinforcing materials shall be submitted.
7. Partial or incomplete submittals will be returned without review.
8. Certain non-standard mast arm poles and special structural elements will require additional review from IDOT's Central Office. Examples include ornamental/decorative, non-standard length mast arm pole assemblies and monotube structures. The Contractor shall account for the additional review time in his schedule.
9. The contract number, the name of the lead local agency (as indicated on the cover sheet of the plans), section number, project location/limits and corresponding pay code number must be on each sheet of correspondence, catalog cuts and mast arm poles and assemblies drawings.
10. Where certifications and/or warranties are specified, the information submitted for approval shall include certifications and warranties. Certifications involving inspections, and/or tests of material shall be complete with all test data, dates, and times.
11. After the Engineer reviews the submittals for conformance with the design concept of the project, the Engineer will stamp the drawings indicating their status as 'Approved', 'Approved-As-Noted', 'Disapproved', or 'Information Only'. Since the Engineer's review is for conformance with the design concept only, it is the Contractor's responsibility to coordinate the various items into a working system as specified. The Contractor shall not be relieved from responsibility for errors or omissions in the shop, working, layout drawings, or other documents by the Department's approval thereof. The Contractor must still be in full compliance with contract and specification requirements.
12. The Contractor shall secure approved materials in a timely manner to assure construction schedules are not delayed.
13. All submitted items reviewed and marked 'APPROVED AS NOTED' or 'DISAPPROVED' are to be resubmitted in their entirety, unless otherwise indicated

within the submittal comments or transmittal accompanying the documents, with a disposition of previous comments to verify contract compliance at no additional cost to the contract.

14. Exceptions to and deviations from the requirements of the Contract Documents will not be allowed. It is the Contractor's responsibility to note any deviations from Contract requirements at the time of submittal and to make any requests for deviations in writing to the Engineer. In general, substitutions will not be acceptable. Requests for substitutions must demonstrate that the proposed substitution is superior to the material or equipment required by the Contract Documents. No exceptions, deviations or substitutions will be permitted without the approval of the Engineer.
15. The Contractor shall not order major equipment such as mast arm assemblies prior to Engineer approval of the Contractor marked proposed traffic signal equipment locations to assure proper placement of contract required traffic signal displays, push buttons and other facilities. Field adjustments may require changes in proposed mast arm length and other coordination.

Marking Proposed Locations.

Revise "Marking Proposed Locations for Highway Lighting System" of Article 801.09 to read "Marking Proposed Locations for Highway Lighting System and Traffic Signals."

Add the following to Article 801.09 of the Standard Specifications:

It shall be the contractor's responsibility to verify all dimensions and conditions existing in the field prior to ordering materials and beginning construction. This shall include locating the mast arm foundations and verifying the mast arms lengths.

Inspection of Electrical Systems.

Add the following to Article 801.10 of the Standard Specifications:

- (c) All cabinets including temporary traffic signal cabinets shall be assembled by an approved equipment supplier in District One. The Department reserves the right to request any controller and cabinet to be tested at the equipment supplier's facility prior to field installation, at no extra cost to this contract.

Maintenance and Responsibility.

Revise Article 801.11 of the Standard Specifications to read:

- a. Existing traffic signal installations and/or any electrical facilities at all or various locations may be altered or reconstructed totally or partially as part of the work on this Contract. The Contractor is hereby advised that all traffic control equipment, presently installed at these locations, may be the property of the State of Illinois, Department of Transportation, Division of Highways, County, Private Developer, Municipality or Transit Agency in which they are located. Once the Contractor has begun any work on any portion of the project, all traffic signals within the limits of this contract or those which have the item "Maintenance of Existing Traffic Signal Installation," "Temporary Traffic Signal Installation(s)" and/or "Maintenance of Existing Flashing Beacon Installation," shall become the full responsibility

of the Contractor. The Contractor shall supply the Resident Engineer, IDOT Local Agency Area Engineer, Local Agency, the Owner of the traffic signal, and/or their Electrical Maintenance Contractor with two 24-hour emergency contact names and telephone numbers.

- b. Automatic Traffic Enforcement equipment such as red lighting running and railroad crossing camera systems are owned and operated by others and the Contractor shall not be responsible for maintaining this equipment.
- c. Regional transit, County and other agencies may also have equipment connected to existing traffic signal or peripheral equipment such as PTZ cameras, switches, transit signal priority (TSP and BRT) servers and other devices that shall be included with traffic signal maintenance at no additional cost to the contract.
- d. When the project has a pay item for "Maintenance of Existing Traffic Signal Installation," "Temporary Traffic Signal Installation(s)" and/or "Maintenance of Existing Flashing Beacon Installation," the Contractor must notify the Resident Engineer, the Local Agency, the Owner of the traffic signal, and/or their Electrical Maintenance Contractor of their intent to begin any physical construction work on the Contract or any portion thereof. This notification must be made a minimum of seven (7) working days prior to the start of construction to allow sufficient time for inspection of the existing traffic signal installation(s) and transfer of maintenance to the Contractor. The Department will attempt to fulfill the Contractor's inspection date request(s); however workload and other conditions may prevent the Department from accommodating specific dates or times. The Contractor shall not be entitled to any other compensation if the requested inspection date(s) cannot be scheduled by the Department. If work is started prior to an inspection, maintenance of the traffic signal installation(s) will be transferred to the Contractor without an inspection. The Contractor will become responsible for repairing or replacing all equipment that is not operating properly or is damaged at no cost to the owner of the traffic signal. Final repairs or replacement of damaged equipment must meet the approval of the Engineer prior to or at the time of final inspection otherwise the traffic signal installation will not be accepted.
- e. The Contractor is advised that the existing and/or temporary traffic signal installation must remain in operation during all construction stages, except for the most essential down time. Any shutdown of the traffic signal installation, which exceeds fifteen (15) minutes, must have prior approval of the Engineer. Approval to shut down the traffic signal installation will only be granted during the period extending from 10:00 a.m. to 3:00 p.m. on weekdays. Shutdowns shall not be allowed during inclement weather or holiday periods.
- f. The Contractor shall be fully responsible for the safe and efficient operation of the traffic signals and other equipment noted herein. Any inquiry, complaint or request by the Department, the Local Agency, the Owner of the

traffic signal, and/or their Electrical Maintenance Contractor, or the public, shall be investigated and repairs begun within one hour. Failure to provide this service will result in liquidated damages of \$1000 per day per occurrence. In addition, the Department reserves the right to assign any work not completed within this timeframe to the Electrical Maintenance Contractor. All costs associated to repair this uncompleted work shall be the responsibility of the Contractor. Failure to pay these costs to the Electrical Maintenance Contractor within one month after the incident will result in additional liquidated damages of \$1000 per month per occurrence. Unpaid bills will be deducted from the cost of the Contract. The Department, the Local Agency, the Owner of the traffic signal, and/or their Electrical Maintenance Contractor may inspect any signaling device under their jurisdiction at any time without notification.

- g. Any proposed activity in the vicinity of a highway-rail grade crossing must adhere to the guidelines set forth in the current edition of the Manual on Uniform Traffic Control Devices (MUTCD) regarding work in temporary traffic control zones in the vicinity of highway-rail grade crossings which states that lane restrictions, flagging, or other operations shall not create conditions where vehicles can be queued across the railroad tracks. If the queuing of vehicles across the tracks cannot be avoided, a uniformed law enforcement officer or flagger shall be provided at the crossing to prevent vehicles from stopping on the tracks, even if automatic warning devices are in place.
- h. The Contractor shall be responsible to clear snow, ice, dirt, debris or other condition that obstructs visibility of any traffic signal display or access to traffic signal equipment.
- i. The Contractor shall maintain the traffic signal in normal operation during short or long term loss of utility or battery back-up power at critical locations designated by the Engineer. Critical locations may include traffic signals interconnected to railroad warning devices, expressway ramps, intersection with an SRA route, critical corridors or other locations identified by the Engineer. Temporary power to the traffic signal must meet applicable NEC and OSHA guidelines and may include portable generators and/or replacement batteries. Temporary power to critical locations shall not be for separately but shall be included in the contract.

Damage to Traffic Signal System.

Add the following to Article 801.12(b) of the Standard Specifications to read:

Any traffic signal control equipment damaged or not operating properly from any cause shall be replaced with new equipment meeting current District One traffic signal specifications and/or applicable Local Agency traffic signal specifications and provided by the Contractor at no additional cost to the Contract and/or owner of the traffic signal system, all as approved by the Engineer. Final replacement of damaged equipment must meet the approval of the Engineer prior to or at the time of final inspection otherwise the traffic signal installation will not be accepted. Cable splices are only allowed at the bases of post and mast arms.

Temporary replacement of damaged or knockdown of a mast arm pole assembly shall require construction of a full or partial span wire signal installation or other method approved by the Engineer to assure signal heads are located overhead and over traveled pavement. Temporary replacement of mast arm mount signals with post mount signals will not be permitted.

Automatic Traffic Enforcement equipment, such as Red Light Enforcement cameras, detectors, and peripheral equipment, damaged or not operating properly from any cause, shall be the responsibility of the municipality or the Automatic Traffic Enforcement company per Permit agreement.

Traffic Signal Inspection (TURN-ON).

Revise Article 801.15(b) of the Standard Specifications to read:

It is the intent to have all electric work completed and equipment field tested by the Equipment Supplier prior to the Department's "turn-on" field inspection. If in the event the Engineer determines work is not complete and the inspection will require more than two (2) hours to complete, the inspection shall be canceled and the Contractor will be required to reschedule at another date. The maintenance of the traffic signals will not be accepted until all punch list work is corrected and re-inspected.

When the road is open to traffic, except as otherwise provided in Section 850 of the Standard Specifications, the Contractor may request a turn-on and inspection of the completed traffic signal installation at each separate location. This request must be made to the Bureau of Local Roads and Streets at (847) 705-4487 a minimum of seven (7) working days prior to the time of the requested inspection. The Department will attempt to fulfill the Contractor's turn-on and inspection date request(s); however workload and other conditions may prevent the Department from accommodating specific dates or times. The Contractor shall not be entitled to any other compensation if the requested turn-on and inspection date(s) cannot be scheduled by the Department. The Department will not grant a field inspection until written or electronic notification is provided from the Contractor that the equipment has been field tested and the intersection is operating according to Contract requirements. The Contractor must invite local fire department personnel to the turn-on when Emergency Vehicle Preemption (EVP) is included in the project. When the contract includes the item RE-OPTIMIZE TRAFFIC SIGNAL SYSTEM, OPTIMIZE TRAFFIC SIGNAL SYSTEM, or TEMPORARY TRAFFIC SIGNAL TIMINGS, the Contractor must notify the SCAT Consultant of the turn-on/detour implementation schedule, as well as stage changes and phase changes during construction.

The Contractor must have all traffic signal work completed and the electrical service installation connected by the utility company prior to requesting an inspection and turn-on of the traffic signal installation. The Contractor shall be responsible to provide a police officer to assist with traffic control at the time of testing.

The Contractor shall provide a representative from the control equipment vendor's office who is knowledgeable of the cabinet design and controller functions to attend the traffic signal inspection for both permanent and temporary traffic signal turn-ons.

Upon demonstration that the signals are operating and all work is completed in accordance with the Contract and to the satisfaction of the Engineer, the Engineer will then allow the signals to be placed in continuous operation. The Agency that is responsible for the maintenance of each traffic signal installation will assume the maintenance upon successful completion of this inspection.

The District requires the following Final Project Documentation from the Contractor at traffic signal turn-ons in electronic format in addition to hard copies where noted. A CD/DVD shall be submitted with separate folders corresponding to each numbered title below. The CD/DVD shall be labelled with date, project location, company and contract or permit number. Record Drawings, Inventory and Material Approvals shall be submitted prior to traffic signal turn-on for review by the Department as described herein.

Final Project Documentation:

1. Record Drawings. Signal plans of record with field revisions marked in red ink. One hard copy set of 11"x17" record drawings shall also be provided.
2. Inventory. Inventory of new and existing traffic signal equipment including cabinet types and devices within cabinets in an Excel spread sheet format. One hard copy shall also be provided.
3. Pictures. Digital pictures of a minimum 12M pixels of each intersection approach showing all traffic signal displays and equipment. Pictures shall include controller cabinet equipment in enough detail to clearly identify manufacture and model of major equipment.
4. Field Testing. Written notification from the Contractor and the equipment vendor of satisfactory field testing with corresponding material performance measurements, such as for detector loops and fiber optic systems (see Article 801.13). One hard copy of all contract required performance measurement testing shall also be provided.
5. Materials Approval. The material approval letter. A hard copy shall also be provided.
6. Manuals. Operation and service manuals of the signal controller and associated control equipment. One hard copy shall also be provided.
7. Cabinet Wiring Diagram and Cable Logs. Five (5) hard copies 11" x 17" of the cabinet wiring diagrams shall be provided along with electronic pdf and dgn files of the cabinet wiring diagram. Five hard copies of the cable logs and electronic excel files shall be provided with cable #, number of conductors and spares, connected device/signal head and intersection location.
8. Controller Programming Settings. The traffic signal controller's timings; backup timings; coordination splits, offsets, and cycles; TBC Time of Day, Week and Year Programs; Traffic Responsive Program, Detector Phase Assignment, Type and Detector Switching; and any other functions programmable from the keyboard. The controller manufacturer shall also supply a printed form, not to exceed 11" x 17" for recording that data noted

above. The form shall include a location, date, manufacturer's name, controller model and software version. The form shall be approved by the Engineer and a minimum of three (3) copies must be furnished at each turn-on. The manufacturer must provide all programming information used within the controller at the time of turn-on.

9. Warrantees and Guarantees. All manufacturer and contractor warrantees and guarantees required by Article 801.14.
10. GPS coordinate of traffic signal equipment as describe in the Record Drawings section herein.

Acceptance of the traffic signal equipment by the Department shall be based upon inspection results at the traffic signal "turn on", completeness of the required documentation and successful operation during a minimum 72 hour "burn-in" period following activation of the traffic signal. If approved, traffic signal acceptance shall be verbal at the "turn on" inspection followed by written correspondence from the Engineer. The Contractor shall be responsible for all traffic signal equipment and associated maintenance thereof until Departmental acceptance is granted.

All equipment and/or parts to keep the traffic signal installation operating shall be furnished by the Contractor. No spare traffic signal equipment is available from the Department.

All punch list work shall be completed within two (2) weeks after the final inspection. The Contractor shall notify the Electrical Maintenance Contractor to inspect all punch list work. Failure to meet these time constraints shall result in liquidated damage charges of \$500 per month per incident.

All cost of work and materials required to comply with the above requirements shall be included in the pay item bid prices, under which the subject materials and signal equipment are paid, and no additional compensation will be allowed. Materials and signal equipment not complying with the above requirements shall be subject to removal and disposal at the Contractor's expense.

Record Drawings.

The requirements listed for Electrical Installation shall apply for Traffic Signal Installations in Article 801.16. Revise the 2nd paragraph of Article 801.16 of the Standard Specifications to read:

"When the work is complete, and seven days before the request for a final inspection, the reduced-size set of contract drawings, stamped "RECORD DRAWINGS", shall be submitted to the Engineer for review and approval and shall be stamped with the date and the signature of the Contractor's supervising Engineer or electrician. The record drawings shall be submitted in PDF format on CDROM as well as hardcopy for review and approval. If the contract consists of multiple intersections, each intersection shall be saved as an individual PDF file with TS# and location name in its file name.

In addition to the record drawings, copies of the final catalog cuts which have been Approved or Approved as Noted shall be submitted in PDF format along with the

record drawings. The PDF files shall clearly indicate the pay item either by filename or PDF Table of Contents referencing the respective pay item number for multi-item PDF files. Specific part or model numbers of items which have been selected shall be clearly visible.”

As part of the record drawings, the Contractor shall inventory all traffic signal equipment, new or existing, on the project and record information in an Excel spreadsheet. The inventory shall include equipment type, model numbers, software manufacturer and version and quantities.

Add the following to Article 801.16 of the Standard Specifications:

“In addition to the specified record drawings, the Contactor shall record GPS coordinates of the following traffic signal components being installed, modified or being affected in other ways by this contract:

- All Mast Arm Poles and Posts
- Traffic Signal Wood Poles
- Rail Road Bungalow
- UPS
- Handholes
- Conduit roadway crossings
- Controller Cabinets
- Communication Cabinets
- Electric Service Disconnect locations
- CCTV Camera installations
- Fiber Optic Splice Locations
- Conduit Crossings

Datum to be used shall be North American 1983.

Data shall be provided electronically and in print form. The electronic format shall be compatible with MS Excel. Latitude and Longitude shall be in decimal degrees with a minimum of 6 decimal places. Each coordinate shall have the following information:

- File shall be named: TSXXX-YY-MM-DD (i.e. TS22157_15-01-01)
- Each intersection shall have its own file
- Row 1 should have the location name (i.e. IL 31 @ Klausen)
- Row 2 is blank
- Row 3 is the headers for the columns
- Row 4 starts the data
- Column A (Date) – should be in the following format:
MM/DD/YYYY
- Column B (Item) – as shown in the table below
- Column C (Description) – as shown in the table below
- Column D and E (GPS Data) – should be in decimal form, per the IDOT special provisions

Examples:

Date	Item	Description	Latitude	Longitude
01/01/2015	MP (Mast Arm Pole)	NEQ, NB, Dual, Combination Pole	41.580493	- 87.793378
01/01/2015	HH (Handhole)	Heavy Duty, Fiber, Intersection, Double	41.558532	- 87.792571
01/01/2015	ES (Electrical Service)	Ground mount, Pole mount	41.765532	- 87.543571
01/01/2015	CC (Controller Cabinet)		41.602248	- 87.794053
01/01/2015	RSC (Rigid Steel Crossing)	IL 31 east side crossing south leg to center HH at Klausen	41.611111	- 87.790222
01/01/2015	PTZ (PTZ)	NEQ extension pole	41.593434	- 87.769876
01/01/2015	POST (Post)		41.651848	- 87.762053
01/01/2015	MCC (Master Controller Cabinet)		41.584593	- 87.793378
01/01/2015	COMC (Communication Cabinet)		41.584600	- 87.793432
01/01/2015	BBS (Battery Backup System)		41.558532	- 87.792571
01/01/2015	CNCR (Conduit Crossing)	4-inch IL 31 n/o of Klausen	41.588888	- 87.794440

Prior to the collection of data, the contractor shall provide a sample data collection of at least six data points of known locations to be reviewed and verified by the Engineer to be accurate within 1 foot. Upon verification, data collection can begin. Data collection can be made as construction progresses, or can be collected after all items are installed. If the data is unacceptable the contractor shall make corrections to the data collection equipment and or process and submit the data for review and approval as specified.

Accuracy. Data collected is to be mapping grade. A handheld mapping grade GPS device shall be used for the data collection. The receiver shall support differential correction and data shall have a minimum 1 foot accuracy after post processing.

GPS receivers integrated into cellular communication devices, recreational and automotive GPS devices are not acceptable.

The GPS shall be the product of an established major GPS manufacturer having been in the business for a minimum of 6 years.”

Delete the last sentence of the 3rd paragraph of Article 801.16.

Locating Underground Facilities.

Revise Section 803 to the Standard Specifications to read:

IDOT traffic signal facilities are not part of any of the one-call locating service such as J.U.L.I.E or Digger. If this Contract requires the services of an Electrical Contractor, the Contractor shall be responsible at his/her own expense for locating existing IDOT electrical facilities prior to performing any work. If this Contract does not require the services of an Electrical Contractor, the Contractor may request one free locate for existing IDOT electrical facilities from the District One Electrical Maintenance Contractor prior to the start of any work. Additional requests may be at the expense of the Contractor. For non-IDOT signals, the Contractor shall coordinate with the agency owning the traffic signals for locating the existing electrical facilities. The location of underground traffic facilities does not relieve the Contractor of their responsibility to repair any facilities damaged during construction at their expense.

The exact location of all utilities shall be field verified by the Contractor before the installation of any components of the traffic signal system. For locations of utilities, locally owned equipment, and leased enforcement camera system facilities, the local Counties or Municipalities may need to be contacted: in the City of Chicago contact Digger at (312) 744-7000 and for all other locations contact J.U.L.I.E. at 1-800-892-0123 or 811.

Restoration of Work Area.

Add the following article to Section 801 of the Standard Specifications:

801.17 Restoration of work area. Restoration of the traffic signal work area shall be included in the related pay items such as foundation, conduit, handhole, underground raceways, etc. All roadway surfaces such as shoulders, medians, sidewalks, pavement, etc. shall be replaced in kind. All damage to mowed lawns shall be replaced with an approved sod, and all damage to unmowed fields shall be seeded. All brick pavers disturbed in the work area shall be restored to their original configuration as directed by the Engineer. All damaged brick pavers shall be replaced with a comparable material approved by the Engineer. Restoration of the work area shall be included in the contract without any extra compensation allowed to the Contractor.

Bagging Signal Heads.

Light tan colored traffic and pedestrian signal reusable covers shall be used to cover dark/un-energized signal sections and visors. Covers shall be made of outdoor fabric with urethane coating for repelling water, have elastic fully sewn around the cover ends for a tight fit over the visor, and have a minimum of two straps with buckles to secure the cover to the backplate. A center mesh strip allows viewing without removal for signal status testing purposes. Covers shall include a message indicating the signal is not in service.

COILABLE NON-METALLIC CONDUIT

Effective: May 22, 2002

Revised: July 1, 2015

810.01TS

Description.

This work shall consist of furnishing and installing empty coilable non-metallic conduit (CNC).

General.

The CNC installation shall be in accordance with Sections 810 and 811 of the Standard Specifications except for the following:

Add the following to Article 810.03 of the Standard Specifications:

CNC meeting the requirements of NEC Article 353 shall be used for detector loop raceways to the handholes.

Add the following to Article 811.03 of the Standard Specifications:

On temporary traffic signal installations with detector loops, CNC meeting the requirements of NEC Article 353 shall be used for detector loop raceways from the saw-cut to 10 feet (3m) up the wood pole, unless otherwise shown on the plans

Basis of Payment.

All installations of CNC for loop detection shall be included in the contract and not paid for separately.

MAINTENANCE OF EXISTING TRAFFIC SIGNAL AND FLASHING BEACON INSTALLATION

Effective: May 22, 2002

Revised: July 1, 2015

850.01TS

General.

1. Full maintenance responsibility shall start as soon as the Contractor begins any physical work on the Contract or any portion thereof. If Contract work is started prior to a traffic signal inspection, maintenance of the traffic signal installation(s) will be transferred to the Contractor without an inspection.
2. The Contractor shall have electricians with IMSA Level II certification on staff to provide signal maintenance. A copy of the certification shall be immediately available upon request of the Engineer.
3. This item shall include maintenance of all traffic signal equipment and other connected and related equipment such as flashing beacons, emergency vehicle pre-emption equipment, master controllers, uninterruptable power supply (UPS and batteries), PTZ cameras, vehicle detection, handholes, lighted signs, telephone

service installations, communication cables, conduits to adjacent intersections, and other traffic signal equipment.

4. Regional transit, County and other agencies may also have equipment connected to existing traffic signal or peripheral equipment such as PTZ cameras, switches, transit signal priority (TSP and BRT) servers, radios and other devices that shall be included with traffic signal maintenance at no additional cost to the contract.
5. Maintenance shall not include Automatic Traffic Enforcement equipment, such as Red Light Enforcement cameras, detectors, or peripheral equipment. This equipment is operated and maintained by the local municipality and should be deactivated while on contractor maintenance.
6. The energy charges for the operation of the traffic signal installation shall be paid for by the Contractor.

Maintenance.

1. The Contractor shall check all controllers every two (2) weeks, which will include visually inspecting all timing intervals, relays, detectors, and pre-emption equipment to ensure that they are functioning properly. The Contractor shall check signal system communications and phone lines to assure proper operation. This item includes, as routine maintenance, all portions of emergency vehicle pre-emption equipment. The Contractor shall maintain in stock at all times a sufficient amount of materials and equipment to provide effective temporary and permanent repairs. Prior to the traffic signal maintenance transfer, the contractor shall supply a detailed maintenance schedule that includes dates, locations, names of electricians providing the required checks and inspections along with any other information requested by the Engineer.
2. The Contractor is advised that the existing and/or span wire traffic signal installation must remain in operation during all construction stages, except for the most essential down time. Any shutdown of the traffic signal installation, which exceeds fifteen (15) minutes, must have prior approval of the Engineer. Approval to shut down the traffic signal installation will only be granted during the period extending from 10:00 a.m. to 3:00 p.m. on weekdays. Shutdowns shall not be allowed during inclement weather or holiday periods.
3. The Contractor shall provide immediate corrective action when any part or parts of the system fail to function properly. Two far side heads facing each approach shall be considered the minimum acceptable signal operation pending permanent repairs. When repairs at a signalized intersection require that the controller be disconnected or otherwise removed from normal operation, and power is available, the Contractor shall place the traffic signal installation on flashing operation. The signals shall flash RED for all directions unless a different indication has been specified by the Engineer. The Contractor shall be required to place stop signs (R1-1-36) at each approach of the intersection as a temporary means of regulating traffic. When the signals operate in flash, the Contractor shall furnish and equip all their vehicles assigned to the maintenance of traffic signal installations with a sufficient number of stop signs as specified herein. The Contractor shall maintain a sufficient number of

spare stop signs in stock at all times to replace stop signs which may be damaged or stolen.

4. The Contractor shall provide the Engineer with 2 (two) 24 hour telephone numbers for the maintenance of the traffic signal installation and for emergency calls by the Engineer.
5. Traffic signal equipment which is lost or not returned to the Department for any reason shall be replaced with new equipment meeting the requirements of the Standard Specifications and these special provisions.
6. The Contractor shall respond to all emergency calls from the Department or others within one (1) hour after notification and provide immediate corrective action. When equipment has been damaged or becomes faulty beyond repair, the Contractor shall replace it with new and identical equipment. The cost of furnishing and installing the replaced equipment shall be borne by the Contractor at no additional charge to the contract. The Contractor may institute action to recover damages from a responsible third party. If at any time the Contractor fails to perform all work as specified herein to keep the traffic signal installation in proper operating condition or if the Engineer cannot contact the Contractor's designated personnel, the Engineer shall have the State's Electrical Maintenance Contractor perform the maintenance work. The Contractor shall be responsible for all of the State's Electrical Maintenance Contractor's costs and liquidated damages of \$1000 per day per occurrence. The State's Electrical Maintenance Contractor shall bill the Contractor for the total cost of the work. The Contractor shall pay this bill within thirty (30) days of the date of receipt of the invoice or the cost of such work will be deducted from the amount due the Contractor. The Contractor shall allow the Electrical Maintenance Contractor to make reviews of the Existing Traffic Signal Installation that has been transferred to the Contractor for Maintenance.
7. Any proposed activity in the vicinity of a highway-rail grade crossing must adhere to the guidelines set forth in the current edition of the Manual on Uniform Traffic Control Devices (MUTCD) regarding work in temporary traffic control zones in the vicinity of highway-rail grade crossings which states that lane restrictions, flagging, or other operations shall not create conditions where vehicles can be queued across the railroad tracks. If the queuing of vehicles across the tracks cannot be avoided, a uniformed law enforcement officer or flagger shall be provided at the crossing to prevent vehicles from stopping on the tracks, even if automatic warning devices are in place.
8. Equipment included in this item that is damaged or not operating properly from any cause shall be replaced with new equipment meeting current District One traffic signal specifications and provided by the Contractor at no additional cost to the Contract and/or owner of the traffic signal system, all as approved by the Engineer. Final replacement of damaged equipment must meet the approval of the Engineer prior to or at the time of final inspection otherwise the traffic signal installation will not be accepted. Cable splices outside the controller cabinet shall not be allowed.

9. Automatic Traffic Enforcement equipment, such as Red Light Enforcement cameras, detectors, and peripheral equipment, damaged or not operating properly from any cause, shall be the responsibility of the municipality or the Automatic Traffic Enforcement Company per Permit agreement.
10. The Contractor shall be responsible to clear snow, ice, dirt, debris or other condition that obstructs visibility of any traffic signal display or access to traffic signal equipment.
11. The Contractor shall maintain the traffic signal in normal operation during short or long term loss of utility or battery back-up power at critical locations designated by the Engineer. Critical locations may include traffic signals interconnected to railroad warning devices, expressway ramps, intersection with an SRA route, critical corridors or other locations identified by the Engineer. Temporary power to the traffic signal must meet applicable NEC and OSHA guidelines and may include portable generators and/or replacement batteries. Temporary power to critical locations shall not be paid for separately but shall be included in the contract.
12. Temporary replacement of damaged or knockdown of a mast arm pole assembly shall require construction of a full or partial span wire signal installation or other method approved by the Engineer to assure signal heads are located overhead and over traveled pavement. Temporary replacement of mast arm mount signals with post mount signals will not be permitted.

Basis of Payment.

This work will be paid for at the contract unit price per each for MAINTENANCE OF EXISTING TRAFFIC SIGNAL INSTALLATION. Each intersection will be paid for separately. Maintenance of a standalone and or not connected flashing beacon shall be paid for at the contract unit price for MAINTENANCE OF EXISTING FLASHING BEACON INSTALLATION. Each flashing beacon will be paid for separately.

DETECTOR LOOP

Effective: May 22, 2002

Revised: July 1, 2018

886.01TS

Procedure.

A minimum of seven (7) working days prior to the Contractor cutting loops, the Contractor shall mark the proposed loop locations and contact the Area Traffic Signal Maintenance and Operations Engineer (847) 705-4424 to inspect and approve the layout. When preformed detector loops are installed, the Contractor shall have them inspected and approved prior to the pouring of the Portland cement concrete surface, using the same notification process as above.

Installation.

Revise Article 886.04 of the Standard Specifications to read:

Loop detectors shall be installed according to the requirements of the "District One Standard Traffic Signal Design Details." Saw-cuts (homeruns on preformed detector loops) from the loop to the edge of pavement shall be made perpendicular to the edge of pavement when possible in order to minimize the length of the saw-cut (homerun on preformed detector loops) unless directed otherwise by the Engineer or as shown on the plan.

The detector loop cable insulation shall be labeled with the cable specifications.

Each loop detector lead-in wire shall be labeled in the handhole using a water proof tag, from an approved vendor, secured to each wire with nylon ties.

Resistance to ground shall be a minimum of 100 mega-ohms under any conditions of weather or moisture. Inductance shall be more than 50 and less than 700 microhenries. Quality readings shall be more than 5.

- (a) Type I. All loops installed in new asphalt pavement shall be installed in the binder course and not in the surface course. The edge of pavement, curb and handhole shall be cut with a 1/4 inch (6.3 mm) deep x 4 inches (100 mm) saw cut to mark location of each loop cable.
- (b) Loop sealant shall be two-component thixotropic chemically cured polyurethane from an approved vendor. The sealant shall be installed 1/8 inch (3 mm) below the pavement surface. If installed above the surface the excess shall be removed immediately.
- (c) Preformed. This work shall consist of furnishing and installing a rubberized or cross linked polyethylene heat resistant preformed traffic signal loop in accordance with the Standard Specifications, except for the following:
- (d) Preformed detector loops shall be installed in the sub-base under the Portland cement concrete pavement. Loop lead-ins shall be extended to a temporary protective enclosure near the proposed handhole location. The protective enclosure shall provide sufficient protection from other construction activities and may be buried for additional protection.
- (e) Handholes shall be placed next to the shoulder or back of curb when preformed detector loops enter the handhole. CNC, included in this pay item, shall be used to protect the preformed lead-ins from back of curb to the handhole.
- (f) Preformed detector loops shall be factory assembled with ends capped and sealed against moisture and other contaminants. The loop configurations and homerun lengths shall be assembled for the specific application. The loop and homerun shall be constructed using 5/8 inch (16 mm) outside diameter (minimum), 3/8 inch (9.5 mm) inside diameter (minimum) Class A oil resistant synthetic cord reinforced hydraulic hose with 250 psi (1,720 kPa) internal pressure rating or a similarly sized XLPE cable jacket. Hose for the loop and homerun assembly shall be one continuous piece. No joints or splices shall be allowed in the hose except where necessary to connect homeruns to

the loops. This will provide maximum wire protection and loop system strength. Hose tee connections shall be heavy duty high temperature synthetic rubber. The tee shall be of proper size to attach directly to the hose, minimizing glue joints. The tee shall have the same flexible properties as the hose to insure that the whole assembly can conform to pavement movement and shifting without cracking or breaking. For XLPE jacketed preformed loops, all splice connections shall be soldered, sealed, and tested before being sealed in a high impact glass impregnated plastic splice enclosure. The wire used shall be #16 THWN stranded copper. The number of turns in the loop shall be application specific. Homerun wire pairs shall be twisted a minimum of eight turns per foot. No wire splices will be allowed in the preformed loop assembly. The loop and homeruns shall be filled and sealed with a flexible sealant to insure complete moisture blockage and further protect the wire. The preformed loops shall be constructed to allow a minimum of 6.5 feet of extra cable in the handhole.

Method of Measurement.

Add the following to Article 886.05 of the Standard Specifications:

Preformed detector loops will be measured along the detector loop embedded in the pavement, rather than the actual length of the wire. Detector loop measurements shall include the saw cut and the length of the detector loop wire to the edge of pavement. The detector loop wire, including all necessary connections for proper operations, from the edge of pavement to the handhole, shall be included in the price of the detector loop. CNC, trench and backfill, and drilling of pavement or handholes shall be included in detector loop quantities.

Basis of Payment.

This work shall be paid for at the contract unit price per foot (meter) for DETECTOR LOOP, TYPE I or PREFORMED DETECTOR LOOP as specified in the plans, which price shall be payment in full for furnishing and installing the detector loop and all related connections for proper operation.

RELOCATE EXISTING PEDESTRIAN PUSH-BUTTON

Effective: August 4, 2017
895.06TS

Relocation.

Revise the last paragraph of Article 895.02 of the Standard Specifications to read:

When relocating an existing pedestrian push-button, the related sign shall be removed and installed at the new location. The push-button shall be installed according to Article 888.03. Mounting / extension brackets shall be used to assure that the push button is accessible from a paved or concrete surface and is in full compliance with ADA. Mounting / extension brackets shall not be paid for separately but shall be included in the cost of the RELOCATE EXISTING PEDESTRIAN PUSH-BUTTON pay item.

The following special provision only applies to the traffic signal at the intersection of Biesterfield Road and Meacham Road (Cook County jurisdiction):

TRAFFIC SIGNAL WORK GENERAL (CCDOH)

Effective: 01/01/18

Revised: 5/1/21 (Revised Phone Number)

All work and equipment performed and installed under this contract, shall be governed and shall comply to the State of Illinois "Standard Specifications for Road and Bridge Construction" latest edition, herein referred to as the Standard Specifications and the "District One Standard Design Details"; the State of Illinois "Manual on Uniform Traffic Control Devices for Streets and Highways", latest edition; the "National Electrical Code" latest edition herein referred to as the NEC; the National Electrical Manufacturers Association, herein referred to as NEMA (all publications for traffic control items) latest editions; the International Municipal Signal Association, herein referred to as IMSA "Official Wire & Cable Specifications Manual" latest edition; the Institute of Transportation Engineers, herein referred to as the ITE, Technical Report No.1, "A Standard for Adjustable Face Vehicular Traffic Control Heads"; AASHTO "Standard Specifications for Structural Supports for Highway Signs, Luminaries and Traffic Signals" and the "Supplemental Specifications" and "Recurring Special Provisions" noted herein.

The following Special Provisions supplement the above specifications, manuals, and code. The intent of these Special Provisions is to prescribe the materials and construction methods commonly used for traffic signal installations. All material furnished shall be new unless otherwise noted herein. The locations and the details of all installations shall be as indicated on the Plans or as directed by the Engineer. Traffic signal construction and maintenance work shall be performed by personnel holding IMSA Traffic Signal Technician Level II certification. The work to be done under this contract consists of furnishing and installing all traffic signal work as specified in the Plans and as specified herein in a manner acceptable and approved by the Engineer. In case of conflict with any part or parts of said documents, these Special Provisions shall take precedence and shall govern.

In order to reduce possible vehicular conflicts with fixed objects and avoid public criticism, it is necessary to require that no posts, poles, heads, or controller cabinets be installed until all traffic signal control equipment is brought to and located on the job site.

The construction, installation and/or removal work shall be accomplished at all the intersections within the limits of this project or as shown in the plans.

Description of Work. The work to be done under this contract consists of furnishing and installing all traffic signal work as specified on the Plans and as specified herein in a manner acceptable and approved by the Engineer.

Control of Traffic Signal Materials.

All work shall meet the requirements of the "Standard Specifications for Road and Bridge Construction", except as follows:

The controller and all control equipment shall be of a manufacturer that is approved by this Department. All equipment shall have a representative and shop located in the six (6)

county Chicago areas. All equipment installed in the controller cabinet shall be from a single supplier. The supplier shall be responsible for service and support for this equipment.

The intent of this Section is to prescribe the materials and construction methods commonly used for traffic signal installations. All material furnished shall be new unless otherwise noted herein. Traffic materials and equipment shall bear the U.L. label whenever such labeling is available.

All iron and steel products, which are to be incorporated into work shall be domestically manufactured or produced and fabricated. The contractor shall obtain from the iron or steel producer and/or fabricator, in addition to the mill analysis, a certification that all iron or steel materials meet these domestic source requirements.

The application of all coatings, epoxy, galvanizing, painting, etc., to metal products shall be domestically applied.

Metal material other than iron and steel, which are not domestically produced, may be accepted provided:

- (a) The contractor notifies the Department in advance of his/her intention to use other than domestically manufactured or produced material.
- (b) Written evidence is provided in English of compliance with all requirements of the specifications.
- (c) Physical tests conducted by the department verify the acceptability of the material.

Before any signal equipment, including mast arm assemblies, poles, controller cabinets, all control equipment and signal heads, are delivered to the job site, the Contractor shall obtain and forward to the Engineer a certified, notarized statement from the manufacturer, containing the catalog numbers of the equipment and/or material, guaranteeing that the equipment and/or material, after manufacture, comply in all respects with the requirements of the Specifications and these Special Provisions.

All material approval requests shall be within thirty (30) consecutive calendar days after the Contract is awarded, or at the pre-construction meeting, whichever is first. A list of major traffic signal items can be found in Article 801.05. Material or equipment which is similar or identical shall be the product of the same manufacturer, unless necessary for system continuity. Traffic signal materials and equipment shall bear the U.L. label whenever such labeling is available.

All cost of work and materials required to comply with the above requirements shall be included in the pay item bid prices, under which the subject materials and signal equipment are paid, and no additional compensation will be allowed. Materials and signal equipment not complying with the above requirements that have been installed on the job will be done at the Contractor's own risk and may be subject to removal and disposal at the Contractor's expense.

The Contractor must submit the following for approval by the Engineer:

- Four (4) complete set of manufacturer's descriptive literature, drawings, and specifications of the traffic signal equipment, handholes, junction box, cable, conduit and all associated items that will be installed on the contract. If the literature contains more than one item, the Contractor shall indicate which item or items will be furnished.
- Partial or incomplete submittal will be returned without review.
- The contractor shall supply samples of all wire and cable, and shall make up and supply samples of each type of cable splice proposed for use in the work for the-Engineer's approval.
- Seven (7) complete shop drawings of the mast arm assemblies and poles including combination mast arm poles are required, showing in detail the fabrication, anchor bolts, reinforcing materials, design material, thickness of sections and weld sizes. These drawing shall be approved by IDOT at least 11" x 17" (275mm x 425mm) in size and adequate quality for microfilming.
- Certain non-standard mast arm poles and assemblies will require additional review. The Contractor shall account for additional review time in their schedule.
- Seven (7) copies of a letter from the Traffic Signal Contractor on company letterhead listing contract number or permit number, project location limits, pay item number and description and listing the manufacturer's name and model numbers of the proposed equipment to be supplied and stating that the proposed equipment meets all Contract requirements. The letter will be reviewed by the Engineer to determine whether the equipment to be used is approvable. The letters will be stamped as approved or not approved accordingly and returned to the Contractor.
- Five (5) copies of a letter from the Traffic Signal Contractor listing the System Coordination and Timing (SCAT) consultant's name shall be supplied. The letter will be reviewed by the Engineer to determine whether the SCAT consultant to be used is approved. The letters will be stamped as approved or not approved accordingly and returned to the Contractor.
- Where certifications and/or warranties are specified. The information submitted for approval shall include certifications and warranties. Certifications involving inspections and/or tests of material shall be complete with all test data, dates and times.
- All above shall be stamped with the Section Number, Permit Number, or Contract Number and Intersection(s) name(s). Pay item numbers shall also be included. If the above required information is not on each sheet of the above literature or letters, the equipment and material cuts will not be reviewed and shall be returned to the Contractor.
- All submitted items reviewed and marked 'APPROVED AS SUBMITTED', 'APPROVED AS NOTED', 'DISAPPROVED', 'INCOMPLETE' or ' NOT REVIEW' are to be resubmitted in their entirety, unless otherwise indicated within the submittal comments, with a disposition of previous comments to verify contract compliance at no additional cost to the contract.

- Exceptions, Deviations and Substitutions. In general, exceptions to and deviations from the requirements of the Contract Documents will not be allowed. It is the Contractor's responsibility to note any deviations from Contract requirements at the time of submittal and to make any requests for deviations in writing to the Engineer. In general, substitutions will not be acceptable. Requests for substitutions must demonstrate that the proposed substitution is superior to the material or equipment required by the Contract Documents. No exceptions, deviations or substitutions will be permitted without the approval of the Engineer.
- After the engineer reviews the submittals for conformance with the design concept of the project, the Engineer will stamp the drawings indicating their status. The Engineer's review is for conformance with design concept only. It is the Contractor's responsibility to coordinate the various items into a working system as specified. The Contractor shall not be relieved from responsibility for errors or omissions in the shop working, layout drawings, or other documents by the Departments approval thereof. The Contractor must be in full compliance with contract and specification requirements.
- Contractor shall not order major equipment such as mast arm assemblies prior to Engineer approval of the Contractor marked proposed traffic signal equipment locations to assure proper placement of contract required traffic signal displays, push buttons and other facilities. Field adjustments may require changes in proposed mast arm length and other coordination.

Marking Proposed Locations.

Revise the following to Article 801.09 of the Standard Specifications:

Revise "Marking Proposed Locations for Highway Lighting System" to read "Marking Proposed Locations for Highway Lighting System and Traffic Signals."

It shall be the contractor's responsibility to verify all dimensions and conditions existing in the field prior to ordering materials and beginning construction. This shall include locating the mast arm foundations and verifying the mast arms lengths.

Maintenance and Responsibility.

Revise Article 801.11 to read as follows.

- a) Existing traffic signal installations and/or any electrical facilities at all or various locations may be altered or reconstructed totally or partially as part of the work on this Contract. The Contractor is hereby advised that all traffic control equipment, presently installed at these locations, may be the property of the State of Illinois, Department of Transportation, Division of Highways, Cook County Highway Department, Private Developer, or the Municipality in which they are located. Once the Contractor has begun any work on any portion of the project all traffic signals within the limits of this contract or those which have the item "Maintenance of Existing Traffic Signal Installation", "Temporary Traffic Signal Installation(s)" and/or "Maintenance of Existing Flashing Beacon Installation", shall become the full

responsibility of the Contractor. Automatic Traffic Enforcement equipment is not owned by the County and the Contractor shall not be responsible for maintaining it during construction. The Contractor shall supply the engineer and the Department's Electrical Maintenance Contractor a 24-hour emergency contact name and telephone number.

- b) When the project has a pay item for "Maintenance of Existing Traffic Signal Installation", "Temporary Traffic Signal Installation(s)" and/or "Maintenance of Existing Flashing Beacon Installation", the Contractor must notify both the Design Engineer at (312) 603-1734 and the Department's Electrical Maintenance Contractor, of their intent to begin any physical construction work on the Contract or any portion thereof. This notification must be made a minimum of seven (7) working days prior to the start of construction to allow sufficient time for inspection of the existing traffic signal installation(s) and transfer of maintenance to the Contractor. If work is started prior to an inspection, maintenance of the traffic signal installation(s) will be transferred to the Contractor without an inspection. The Contractor will become responsible for repairing or replacing all equipment that is not operating properly or is damaged at no cost to the owner of the traffic signal. Final repairs or replacement of damaged equipment must meet the approval of the Engineer prior to or at the time of final inspection otherwise the traffic signal installation will not be accepted.
- c) Regional transit, County and other agencies may also have equipment connected to existing traffic signal or peripheral equipment such as PTZ cameras, switches, transit signal priority (TSP and BRT) servers and other devices that shall be included with traffic signal maintenance at no additional cost to the contract.
- d) Contracts such as pavement grinding or patching which result in the destruction of traffic signal loops will require a maintenance transfer. The Contractor is required to notify of intent to work and an inspection. A minimum of seven (7) working days prior to the loop removal, the Contractor shall notify the Design Engineer at (312) 603-1734, the Department's Electrical Maintenance Contractor and the owner of automatic traffic enforcement prior to the loop removal, at which time arrangements will be made to adjust the traffic controller timing to compensate for the absence of detection. Damaged Automatic Traffic Enforcement equipment, including cameras, detectors, or other peripheral equipment, shall be replaced by others, per Permit agreements or other agreements, at no cost to the contract except for City of Chicago projects in which the detectors shall be replaced. See additional requirements in these specifications under Inductive Loop Detector.
- e) The Contractor is further advised that the existing traffic signal(s), and/or the existing temporary installation(s), must remain in operation during all construction stages except for the most essential down time. Any shutdown of the traffic signal installation(s), for a period to exceed fifteen (15) minutes, must have the prior approval of the Engineer. Such approval will generally only be granted during the period extending from 10:00 a.m. to 3:00 p.m. on weekdays. Shutdowns will not be allowed during inclement weather or during Holiday periods. Any other traffic signal shutdown, either for periods in excess of one (1) hour or outside of the 10:00 a.m. to 3:00 p.m. weekday period must have prior approval of the Engineer. The Contractor, prior to the commencement of his work, shall notify the State Electrical

Maintenance Contractor, the Cook County Electrical Maintenance Contractor, or the concerned Municipality, of his intent to perform this work.

- f) The Contractor shall be fully responsible for the safe and efficient operation of the traffic signals. Any inquiry, complaint or request by the Department, the Department's Electrical Maintenance Contractor or the public, shall be investigated and repairs begun within one hour. Failure to provide this service will result in liquidated damages of \$1000 per day per occurrence. In addition, the Department reserves the right to assign any work not completed within this timeframe to the Electrical Maintenance Contractor. All costs associated to repair this uncompleted work shall be the responsibility of the Contractor. Failure to pay these costs to the Electrical Maintenance Contractor within one month after the incident will result in additional liquidated damages of \$1000 per month per occurrence. Unpaid bills will be deducted from the cost of the Contract. The Department's Electrical Maintenance Contractor may inspect any signaling device on the Department's highway system at any time without notification.
- g) Any proposed activity in the vicinity of a highway-rail grade crossing must adhere to the guidelines set forth in the current edition of the Manual on Uniform Traffic Control Devices (MUTCD) regarding work in temporary traffic control zones in the vicinity of highway-rail grade crossings which states that lane restrictions, flagging, or other operations shall not create conditions where vehicles can be queued across the railroad tracks. If the queuing of vehicles across the tracks cannot be avoided, a uniformed law enforcement officer or flagger shall be provided at the crossing to prevent vehicles from stopping on the tracks, even if automatic warning devices are in place.
- h) The Contractor shall be responsible to clear snow, ice, dirt, debris or other condition that obstructs visibility of any traffic signal display.
- i) The Contractor shall maintain the traffic signal in normal operation during short or long-term loss of utility or battery back-up power at critical locations designated by the Engineer. Critical locations may include traffic signals interconnected to railroad warning devices, expressway ramps, intersection with an SRA route, critical corridors or other locations identified by the Engineer. Temporary power to the traffic signal must meet applicable NEC and OSHA guidelines and may include portable generators and/or replacement batteries.

Damage to Traffic Signal System.

Add the following to Article 801.12(b).

- a) Any damaged equipment or equipment not operating properly from any cause whatsoever shall be replaced with new equipment provided by the contractor at no additional cost to the Contract and/or owner of the traffic signal system all as approved by the Engineer. Final repairs or replacement of damaged equipment must meet the approval of the Engineer prior to or at the time of final inspection

otherwise the traffic signal will not be accepted. Cable splices outside the controller cabinet will not be allowed.

- b) Temporary replacement of damaged or knockdown of a mast arm pole assembly shall require construction of a full or partial span wire signal installation or other method approved by the Engineer to assure signal heads are located overhead and over traveled pavement. Temporary replacement of mast arm mount signals with post mount signals will not be permitted.
- c) Automatic Traffic Enforcement equipment, such as Red-Light Enforcement cameras, detectors, and peripheral equipment, damaged or not operating properly from any cause whatsoever, shall be the responsibility of the municipality or the Automatic Traffic Enforcement Company per Permit agreement or other agreements.

Traffic Signal Inspection (Turn – On).

Revise Article 801.15b to read as follows.

- d) The Contractor must have all electric work completed, the electrical service installation connected by the utility company and equipment field tested by the Vendor prior to the Department's "turn-on" field inspection. If in the event the Engineer determines the work is not complete and the inspection will require more than two (2) hours to complete, the inspection shall be canceled and the Contractor will be required to reschedule at another date. The maintenance of the traffic signals will not be accepted until all punch list work is corrected and re-inspected. The Department will not grant a field inspection until written certification is provided from the Contractor stating the equipment has been field tested and the intersection is operating according to Contract requirements.
- e) When the road is open to traffic, except as otherwise provided in Section 850 of the Standard Specification, the Contractor may request a turn-on and inspection of the completed traffic signal installation at each separate location. This request must be made to the Design Engineer at (312) 603-1730 a minimum of seven (7) working days prior to the time of the requested inspection. The Department will not grant a field inspection until notification is provided from the Contractor that the equipment has been field tested and the intersection is operating according to Contract requirements. The Contractor must invite local fire department personnel to the turn-on when Emergency Vehicle Pre-emption (EVP) is included in the project. When the contract includes the item RE-OPTIMIZE TRAFFIC SIGNAL SYSTEM, OPTIMIZE TRAFFIC SIGNAL SYSTEM, or TEMPORARY TRAFFIC SIGNAL TIMINGS, the Contractor must notify the SCAT Consultant of the turn-on schedule, as well as stage changes and phase changes during construction.
- f) The Contractor must have all traffic signal work completed and the electrical service installation connected by the utility company prior to requesting an inspection and turn-on of the traffic signal installation. The Contractor shall be responsible to provide a Police Officer to direct traffic at the time of testing.

- g) The Contractor shall provide a representative from the control Equipment Vendor's office to attend the traffic signal inspection for both permanent and temporary traffic signal turn-ons. Upon demonstration that the signals are operating and all work is completed in accordance with the Contract and to the satisfaction of the Engineer, the Engineer will then allow the signals to be placed in continuous operation. The Agency that is responsible for the maintenance of each traffic signal installation will assume the maintenance upon successful completion of this inspection.
- h) Acceptance of the traffic signal equipment by the Department shall be based upon inspection results at the traffic signal turn-on, completeness of the required documentation and successful operation during a minimum 72 hour "burn-in" period following activation of the traffic signal. If approved, traffic signal acceptance shall be verbal at the turn-on inspection followed by written correspondence from the Engineer. The Contractor shall be responsible for all traffic signal equipment and associated maintenance thereof until Departmental acceptance is granted.
- i) All equipment and/or parts to keep the traffic signal installation operating shall be furnished by the Contractor. No spare traffic signal equipment is available from the Department.
- j) All punch list work shall be completed within two (2) weeks after the final inspection. The Contractor shall notify the Design Engineer at (312) 603-1730 to inspect all punch list work. Failure to meet these time constraints shall result in liquidated damage charges of \$500 per month per incident.
- k) All cost of work and materials required to comply with the above requirements shall be included in the pay item bid prices under which the subject materials and signal equipment are paid and no additional compensation will be allowed. Materials and signal equipment not complying with the above requirements that have been installed on the job will be at the Contractor's own risk and shall be subject to removal and disposal at the Contractor's expense.
- l) The Contractor shall furnish the Cook County Highway Department with any special tools or wrenches that may be required for assembling or maintaining the control equipment and traffic control signal head assemblies.
- m) All control cable, when complete in place but before permanent connection, shall be subject to insulation tests at the discretion of the Engineer. The tests shall be made with approved insulation resistance testing equipment rated at 500 volts D.C. and witnessed by the Engineer. Results of these tests shall be submitted to the Department in written form, bearing the Engineers signature and shall become part of the project records. A final inspection of the traffic signal installation shall not be held until results of this insulation test have been received.
- n) All equipment such as new controllers and allied central equipment with the exception of cable, conduit, and other materials which require the use of the State of Illinois Materials Testing Laboratories, shall be built in the suppliers shop and inspected by a representative of this Department prior to the installation of such equipment, and upon approval of this equipment an inspection ticket will be issued

to the Contractor by the inspection agency (State of Illinois Material Testing Laboratory or the Cook County Highway Mechanical-Electrical Section). The controller and allied control equipment shall be prepared in the suppliers shop and run under a load of a minimum of 500 watts per phase for at least 48 hours before it is inspected for proper operation and sequencing. After it passes this test an inspection ticket will be issued by the Cook County Highway Mechanical-Electrical Section representative and it can then be delivered to the job site for installation.

- o) Upon completion of the installation, a final inspection will be carried out by qualified representatives of the Highway Agencies involved.
- p) If the Contractor fails to comply with any of the requirements, the County shall impose such sanction as it may determine to be appropriate including but not limited to withholding all payments to the Contractor on this contract until the provisions of this special provision are complete with and/or implementation of article 108.10 of the standard specifications.

At the final inspection it will be required that the Contractor will have submitted to the Engineer all necessary inspection tickets for all new equipment and materials installed under this Contract. If the Contractor has not obtained the inspection tickets on any portion of the new equipment and materials, the representative of this Department will have the authority to postpone the final inspection until the above has been satisfied. Any postponement of the final inspection for this reason shall not relieve the Contractor of his full maintenance responsibilities until such time as the installation is re-inspected and accepted by the County.

The County requires the following Final Project Documentation from the Contractor at traffic signal turn-ons in electronic format in addition to hard copies where noted. A CD/DVD shall be submitted with separate folders corresponding to each numbered title below. The CD/DVD shall be labelled with date, project location, company and contract or permit number. Record Drawings, Inventory and Material Approvals shall be submitted prior to traffic signal turn-on for review by the Department as described here-in.

The County requires the following from the Contractor at traffic signal turn-on.

- 1) The Contractor shall, at the turn-on furnish one hard copy set of signal plans (24"x36") of record with field revisions marked in red ink to the maintaining agency.
- 2) Field Testing. Written notification from the Contractor and the equipment vendor of satisfactory field testing with corresponding material performance measurements, such as for detector loops and fiber optic systems (see Article 801.13). One hard copy of all contract required performance measurement testing shall also be provided.
- 3) A knowledgeable representative of the controller equipment supplier shall be required at the permanent and temporary traffic signal turn-on. The representative shall be knowledgeable of both cabinet design and controller functions and shall have sufficient test and spare equipment to make the traffic signal installation operational.
- 4) Pictures. Digital pictures of a minimum 12M pixels of each intersection approach showing all traffic signal displays and equipment. Pictures shall include controller

cabinet equipment in enough detail to clearly identify manufacture and model of major equipment.

- 5) Materials Approval. The material approval letter. A hard copy shall also be provided.
- 6) Manuals. Operation and service manuals of the signal controller and associated control equipment. One hard copy shall also be provided.
- 7) Cabinet Wiring Diagram and Cable Logs. Five (5) hard copies 11" x 17" of the cabinet wiring diagrams shall be provided along with electronic pdf and dgn files of the cabinet wiring diagram. Five hard copies of the cable logs and electronic excel files shall be provided with cable #, number of conductors and spares, connected device/signal head and intersection location.
- 8) Controller Programming Settings. The traffic signal controller's timings; backup timings; coordination splits, offsets, and cycles; TBC Time of Day, Week and Year Programs; Traffic Responsive Program, Detector Phase Assignment, Type and Detector Switching; and any other functions programmable from the keyboard. The controller manufacturer shall also supply a printed form, not to exceed 11" x 17" for recording that data noted above. The form shall include a location, date, manufacturer's name, controller model and software version. The form shall be approved by the Engineer and a minimum of three (3) copies must be furnished at each turn-on. The manufacturer must provide all programming information used within the controller at the time of turn-on.
- 9) All Manufacturer and Contractor warranties and guaranties required by Article 801.14.
- 10) GPS coordinate of traffic signal equipment as describe in the Record Drawings section herein.

RECORD DRAWINGS

The requirements listed for Electrical Installation shall apply for Traffic Signal Installations in Article 801.16. Revise the 2nd paragraph of Article 801.16 of the Standard Specifications to read:

- a. When the work is complete, and seven days before the request for a final inspection, the full-size set of contract drawings. Stamped "RECORD DRAWINGS", shall be submitted to the Engineer for review and approval and shall be stamped with the date and the signature of the Contractor's supervising Engineer or electrician. The record drawings shall be submitted in PDF format on CDROM as well as hardcopy for review and approval. If the contract consists of multiple intersections, each intersection shall be saved as an individual PDF file with TS# and location name in its file name.
- b. In addition to the record drawings, copies of the final catalog cuts which have been Approved or Approved as Noted shall be submitted in PDF format along with the record drawings. The PDF files shall clearly indicate the pay item either by filename or PDF Table of Contents referencing the respective pay item number for multi-item PDF files.

Specific part or model numbers of items which have been selected shall be clearly visible.”

Add the following to Article 801.16 of the Standard Specifications:

“In addition to the specified record drawings, the Contactor shall record GPS coordinates of the following traffic signal components being installed, modified or being affected in other ways by this contract:

- All Mast Arm Poles and Posts
- Traffic Signal Wood Poles
- Rail Road Bungalow
- UPS
- Handholes
- Conduit roadway crossings
- Controller Cabinets
- Communication Cabinets
- Electric Service Disconnect locations
- CCTV Camera installations
- Fiber Optic Splice Locations
- Conduit Crossings

Datum to be used shall be North American 1983.

Data shall be provided electronically and in print form. The electronic format shall be compatible with MS Excel. Latitude and Longitude shall be in decimal degrees with a minimum of 6 decimal places. Each coordinate shall have the following information:

1. File shall be named: TSXXX-YY-MM-DD (i.e. TS22157_15-01-01)
2. Each intersection shall have its own file
3. Row 1 should have the location name (i.e. 103rd Street at Central Avenue)
4. Row 2 is blank
5. Row 3 is the headers for the columns
6. Row 4 starts the data
7. Column A (Date) – should be in the following format: MM/DD/YYYY
8. Column B (Item) – as shown in the table below
9. Column C (Description) – as shown in the table below
10. Column D and E (GPS Data) – should be in decimal form, per the County special provisions

Examples:

Date	Item	Description	Latitude	Longitude
01/01/2015	MP (Mast Arm Pole)	NEQ, NB, Dual, Combination Pole	41.580493	- 87.793378
01/01/2015	HH (Handhole)	Heavy Duty, Fiber, Intersection, Double	41.558532	- 87.792571
01/01/2015	ES (Electrical Service)	Ground mount, Pole mount	41.765532	- 87.543571
01/01/2015	CC (Controller Cabinet)		41.602248	- 87.794053
01/01/2015	RSC (Rigid Steel Crossing)	IL 31 east side crossing south leg to center HH at Klausen	41.611111	- 87.790222
01/01/2015	PTZ (PTZ)	NEQ extension pole	41.593434	- 87.769876
01/01/2015	POST (Post)		41.651848	- 87.762053
01/01/2015	MCC (Master Controller Cabinet)		41.584593	- 87.793378
01/01/2015	COMC (Communication Cabinet)		41.584600	- 87.793432
01/01/2015	BBS (Battery Backup System)		41.558532	- 87.792571

Prior to the collection of data, the contractor shall provide a sample data collection of at least six data points of known locations to be reviewed and verified by the Engineer to be accurate within 1 feet. Upon verification, data collection can begin. Data collection can be made as construction progresses, or can be collected after all items are installed. If the data is unacceptable the contractor shall make corrections to the data collection equipment and or process and submit the data for review and approval as specified.

Accuracy. Data collected is to be mapping grade. A handheld mapping grade GPS device shall be used for the data collection. The receiver shall support differential correction and data shall have a minimum 1-foot accuracy after post processing GPS receivers integrated into cellular communication devices, recreational and automotive GPS devices are not acceptable.

The GPS shall be the product of an established major GPS manufacturer having been in the business for a minimum of 6 years.”

Location of Underground State and County Maintained Facilities.

Revise Article 803 to read as follows.

County traffic signal facilities are not part of any of the one-call locating service such as J.U.L.I.E or Digger. If this contract requires the services of an electrical contractor, the Contractor shall be responsible at his/her own expense for locating existing IDOT and CCHD facilities prior to performing any work. If this contract does not require the services of electrical contractor, the Contractor may request one free locate for existing IDOT and CCHD electrical facilities from the Electrical Maintenance Contractor(s) prior to the start of any work. Additional requests may be at the expense of the Contractor. The location of underground traffic facilities does not relieve the Contractor of their responsibility to repair any facilities damaged during construction at their expense.

The exact location of all utilities shall be field verified by the Contractor before the installation of any components of the traffic signal system. For locations of utilities, locally owned equipment, and leased enforcement camera system facilities, the local Counties or Municipalities may need to be contacted, in the City of Chicago contact D.I.G.G.E.R. at (312) 744-7000 and for all other locations contact J.U.L.I.E. at 1-800-892-0123.

Restoration. All areas and plant material damaged by the installation of Traffic Signal posts, mast arm poles, underground cables or conduits, handholes and control cabinets shall be replaced as follows:

- Grass Areas: Replace top soil to a depth of four (4) inches (100 mm), re-grade shoulders, ditch slopes, and open areas back to former existing grades, fertilize, seed and mulch all damaged areas.
- Sod Areas (areas adjacent to residential, commercial and industrial properties and any other areas as directed by the engineer): Fertilize and re-sod damaged areas.
- Plant Materials: Remove and replace damaged trees, shrubs and vines with the same varieties that existed prior to damage.
- Shoulders other than Stabilized and Backslopes, medians, sidewalks, pavement, etc.: Replace shoulder to original condition and restore edge of backslope to original lines and grades. Medians, sidewalks and pavement shall be replaced in kind.
- All brick pavers disturbed in the work area shall be restored to their original configuration or as directed by the Engineer. All damaged brick pavers shall be replaced with a comparable material approved by the Engineer

All damaged landscape shall be replaced in accordance with Section 250 through 254 of the Standard Specifications.

Any damage, due to the installation of traffic signal equipment; or necessary removal at handholes, jacking pits, and inspection openings, of sidewalks, curbs, gutters, median and island paving, and/or pavement, shall be repaired or replaced by the Contractor. Repair or replacement shall be made with a like material of like thickness to the existing surface.

Restoration of traffic signal work area shall be included in related pay items such as foundation, conduit, handhole, trench and backfill, etc.

Bagging Signal Heads.

Light tan colored traffic and pedestrian signal reusable covers shall be used to cover dark/un-energized signal sections and visors. Covers shall be made of outdoor fabric with urethane coating for repelling water, have elastic fully sewn around the cover ends for a tight fit over the visor, and have a minimum of two straps with buckles to secure the cover to the backplate. A center mesh strip allows viewing without removal for signal status testing purposes. Covers shall include a message indicating the signal is not in service.

The following special provision only applies to the traffic signal at the intersection of Biesterfield Road and Meacham Road (Cook County jurisdiction):

DETECTOR LOOP (CCDOH)

Effective: 7/1/16

Revised: N/A

This work shall consist of furnishing and installing detector loop in accordance with the requirements of Section 886 and 1079 of the Standard Specifications, except as follows:

Description.

This work shall consist of furnishing and installing a detector loop in the pavement.

Procedure.

A minimum of seven (7) working days prior to the Contractor cutting loops, the Contractor shall have the proposed loop locations marked and contact the CCHD Design Engineer at (312) 603-1730 to inspect and approve the layout. When preformed detector loops are installed, the Contractor shall have them inspected and approved prior to the pouring of the portland cement concrete surface, using the same notification process as above.

Failure to provide proper notification may require the Department's Electrical Maintenance Contractor to be called to investigate complaints of inadequate traffic signal timing. All costs associated with these expenses will be paid for by the Contractor at no additional expense to the Department according to Section 109 of the "Standard Specifications."

Installation.

Each loop lead-in shall be placed in a separate conduit from edge of pavement to handhole. Loop detectors shall be installed according to the requirements of the "District 1 Standard Traffic Signal Design Details". Saw-cuts (homerun on preformed detector loops) from the loop to the edge of pavement shall be made perpendicular to the edge of pavement when possible in order to minimize the length of the saw cut (homerun on preformed detector loops) unless directed otherwise by the Engineer or as shown on the plans. Spacing between the lead-ins (holes drilled in the pavement) shall not be less than one (1) foot (300 mm) and shall be located one (1) foot (300 mm) from the edge of pavement. Loop lead-in wires should be twisted to provide a minimum of five (5) turns per foot (fifteen [15] turns per meter) from the loop to the splice.

The cable splice connection of the detector loop and the lead-in cable to the controller shall conform to Section 873 of the Standard Specifications or the requirements set forth in the "District 1 Standard Traffic Signal Design Details".

Each loop detector lead-in wire shall be labeled in the handhole using a water proof tag from an approved vendor secured to each wire with nylon ties. The lead-in wire, including all necessary connections for proper operation, from the edge of pavement to the handhole shall be included in the price of the detector loop.

The detector loop cable insulation shall be labeled with the cable specifications.

Resistance to ground shall be a minimum of 100 megohms under any conditions of weather or moisture. Inductance shall be more than 50 and less than 700 microhenries. Quality readings shall be greater than 5.

Type I:

- All loops installed in new asphalt pavement shall be installed in the binder course and not in the surface course. The edge of pavement or the curb shall be cut with a 1/4" (6.3 mm) x 4" (100 mm) long sawcut to mark the location of each loop lead-in.
- Loop sealant shall be a two-component thixotropic chemically cured polyurethane from an approved vender. The sealant shall be installed 1/8" (3 mm) below the pavement surface, if installed above the surface the overlap shall be removed immediately.
- The corners of all loops shall be core drilled with a two (2) inch (50 mm) bit. All joints and cracks in the pavement that the loop crosses must be core drilled.

Preformed:

This work shall consist of furnishing and installing a rubberized heat resistant preformed traffic signal loop in accordance with the Standard Specifications, except for the following:

- Preformed detector loops shall be installed in new pavement constructed of portland cement concrete using mounting chairs or tied to re-bar or the preformed detector loops may be placed in the sub-base. Loop lead-ins shall be extended to a temporary protective enclosure near the proposed handhole location. The protective enclosure shall provide sufficient protection from other construction activities and may be buried for additional protection.
- Handholes shall be placed next to the shoulder or back of curb when preformed detector loops enter the handhole. Non-metallic coilable duct, included in this pay item, shall be used to protect the preformed lead-ins from back of curb to the handhole.
- Preformed detector loops shall be factory assembled with ends capped and sealed against moisture and other contaminants. Homeruns and interconnects shall be pre-wired and shall be an integral part of the loop assembly. The loop configurations and homerun lengths shall be assembled for the specific application. The loop and homerun shall be constructed using 11/16" (17.2 mm) outside diameter (minimum), 3/8" (9.5 mm) inside diameter (minimum) Class A oil resistant synthetic cord reinforced hydraulic hose with 250 psi (1,720 kpa) internal pressure rating or a similar sized XLPE cable jacket. Hose for the loop and homerun assembly shall be one continuous piece. No joints or splices shall be allowed in the hose except where necessary to connect homeruns or interconnects to the loops. This will provide maximum wire protection and loop system strength. Hose tee connections shall be heavy duty high temperature

synthetic rubber. The tee shall be of proper size to attach directly to the hose, minimizing glue joints. The tee shall have the same flexible properties as the hose to insure that the whole assembly can conform to pavement movement and shifting without cracking or breaking. For XLPE jacketed preformed loops, all splice connections shall be soldered, sealed, and tested before being sealed in a high impact glass impregnated plastic splice enclosure. The wire used shall be #16 THWN stranded copper.

The number of turns in the loop shall be application specific. Homerun wire pairs shall be twisted a minimum of four turns per foot. No wire splices will be allowed in the preformed loop assembly. The loop and homeruns shall be filled and sealed with a flexible sealant to insure complete moisture blockage and further protect the wire. The preformed loops shall be constructed to allow a minimum of 6.5 feet of extra cable in the handhole. Six foot (1.8 m) round loop(s) may be substituted for six foot (1.8 m) by six foot (1.8 m) square loop(s) and shall be paid for as 24 feet (7.2 m) of detector loop.

Method of Measurement.

This work will be measured for payment in feet (meters) in place. Type I detector loop will be measured along the sawed slot in the pavement containing the loop and lead-in, rather than the actual length of the wire. Preformed detector loops will be measured along the detector loop and lead-in embedded in the pavement, rather than the actual length of the wire. Detector loop measurements shall include the sawcut and the length of the loop lead-in leading to the edge of pavement. The lead-in wire, including all necessary connections for proper operations, from the edge of pavement to the handhole, shall be incidental to include in the price of the detector loop. Unit duct, trench and backfill, cable splicing and drilling of pavement or handholes shall be incidental to detector loop quantities included in this item.

Basis of Payment. This work will be paid for at the contract unit price per FOOT (METER) of DETECTOR LOOP, TYPE I or PREFORMED DETECTOR LOOP, as specified in the plans, which price shall be payment in full and for furnishing, installing and testing the Detector Loop and all related connections for proper operation.

The following special provision only applies to the traffic signal at the intersection of Biesterfield Road and Meacham Road (Cook County jurisdiction):

COILABLE NON-METALLIC CONDUIT (CCDOETH)

Effective: 7/1/16

Revised: N/A

This work shall consist of furnishing and installing empty Coilable Non-Metallic Conduit (CNC) in trench of the type and size specified. The installation of CNC shall meet all applicable requirements of the Standard Specifications of Section 810, 811 and 1088.01 (c). Polyethylene duct shall be used for all detector loop raceways to handholes. All duct shall be placed a minimum depth of 30 inches (750 mm) or as shown on the contract plans or standard details.

The conduit shall be a polyethylene duct which is intended for underground use and which can be manufactured and coiled or reeled in continuous transportable lengths and uncoiled for further processing and/or installation without adversely affecting its properties of performance. The conduit and its manufacture shall conform to the standards of NEMA Publication TC7, ASTM Standard Specifications D3485 and NEC Article 353.

On temporary traffic signal installations with detector loops, CNC shall be used for detector loop raceways from the saw-cut to 10 feet (3 m) up the wood pole, unless otherwise shown on the plans.

As specified in NEMA TC7, the conduit shall be clearly and durably marked at least every 10 feet (3 meters) with the material designation (HDPE for high density polyethylene), nominal size of the conduit and the name and/or trademark of the manufacturer.

Basis of Payment. All installations of CNC for loop detection shall be included in pay item of DETECTOR LOOP, as specified and not paid for separately.

The following special provision only applies to the traffic signal at the intersection of Biesterfield Road and Meacham Road (Cook County jurisdiction):

ELECTRIC CABLE (CCDOTH)

Effective: 7/1/16

Revised: 4/26/19 (added cable that is not solid)

The installation of an electric cable shall meet the requirements of Section 873, 1088.01 and 1076.04 of the Standard Specifications and District One Standard Traffic Signal Design Details with the addition as the following:

The jacket for electric cable in this contract shall be of the polyvinyl chloride type meeting the requirements of IMSA 19-1. (Traffic signal cable shall be solid copper No. 14 unless otherwise specified in the plans or these Special Provisions). No other type of jacket will be allowed, except as follows:

The service cable may have a XLP jacket. Service cable may be single or multiple conductor cable.

Communications and lead-in cable shall have a gray or chrome jacket.

Electric cable sized No. 12 AWG and smaller shall be solid except for railroad cable, loop detector lead-in cable, emergency vehicle priority system line sensor cable and LED internally illuminated street name sign cable.

The length of cable slack shall be in accordance with District One Standard Traffic Signal Design Details.

The cable splice connection of the detector loop and the lead-in cable to the controller shall conform to Section 873 of the Standard Specifications or to the requirements set forth in the "District 1 Standard Traffic Signal Design Details".

Heat shrink splices shall be used according to "District 1 Standard Traffic Signal Design Details".

Basis of Payment. This work will be paid for at the contract unit price per FOOT (METER) for ELECTRIC CABLE of the type, size and number of conductors as specified., which price shall be payment in full for furnishing the material and making all electrical connections and installing the cable complete, measured as specified.

The following special provision only applies to the traffic signal at the intersection of Biesterfield Road and Meacham Road (Cook County jurisdiction):

MAINTENANCE OF EXISTING TRAFFIC SIGNAL INSTALLATION (CCDOH)

Effective: 1/1/18

Revised: N/A

This item shall consist of maintaining the existing traffic signal installation at an intersection as shown on the plans and as described herein. Full maintenance responsibility shall start as soon as the Contractor begins any physical work on the contract or any portion thereof. If Contract work is started prior to a traffic signal inspection, maintenance of the traffic signal installation(s) will be transferred to the Contractor without an inspection. The energy charges for the operation of the traffic signal installation shall be paid for by others. The maintenance of an existing traffic signal installation shall meet the requirements of Section 801.11 and 850 of the Standard Specifications except as follows:

This item shall include maintenance of all traffic signal equipment at the intersection, including emergency vehicle pre-emption equipment, master controllers, uninterruptible power supply (UPS and batteries), telephone service installations, communications cables, flashing beacons, PTZ cameras, vehicle detection, handholes, lighted signs and conduit to adjacent intersections, and other traffic signal equipment, but shall not include Automatic Traffic Enforcement equipment, such as Red Light Enforcement cameras, detectors, or peripheral equipment, not owned by the State and County. This equipment is operated and maintained by the local municipality and should be deactivated while on contractor maintenance.

Regional transit, County, State and other agencies may also have equipment connected to existing traffic signal or peripheral equipment such as PTZ cameras, switches, transit signal priority (TSP and BRT) servers, radios and other devices that shall be included with traffic signal maintenance at no additional cost to the contract.

Seven days prior to assuming maintenance of the existing traffic signal installation(s) under this contract, the Contractor shall request that the Resident Engineer contact the Cook County Design Engineer at (312) 603-1730 for an inspection of the installation(s). The Design Engineer shall establish a date and time of inspection and at this time shall check the installation to determine if any corrective work should be done by the State, the County, or the Municipalities Electrical Maintenance Contractor prior to the Contractor taking over the maintenance of the installation(s). The Resident Engineer, the Design Engineer, and the State, County, or Municipality Maintenance Contractor and the Contractor shall mutually agree on the date of maintenance transfer to the Contractor for this contract.

Maintenance Procedures The Contractor shall perform the following maintenance procedures for each existing installation designated to remain in operation during construction:

- Have on staff electricians with IMSA Level II certification to provide signal maintenance. A copy of the certification shall be immediately available upon request of the Engineer.
- Patrol and inspect each installation every two (2) weeks for proper alignment of signal heads, light detectors, lamp failures, and general operation of the traffic signal.

- Check all controllers every two (2) weeks, which will include visually inspecting all timing intervals, relays, detectors, and pre-emption equipment to ensure that they are functioning properly. This item includes, as routine maintenance, all portions of emergency vehicle pre-emption equipment. The Contractor shall check signal system communications and phone lines to assure proper operation. This item includes, as routine maintenance, all portions of emergency vehicle pre-emption equipment. Prior to the traffic signal maintenance transfer, the contractor shall supply a detailed maintenance schedule that includes dates, locations, names of electricians providing the required checks and inspections along with any other information requested by the Engineer.
- Provide immediate corrective action to replace burned out lamps or damaged sockets. When lamps are replaced, the reflector and lens shall be cleaned. All replacement lamps shall meet the approval of the Engineer. The Contractor shall repair or replace all defective equipment from any cause whatsoever.
- Maintain in stock at all times a sufficient amount of materials and equipment to provide effective temporary and permanent repairs.
- Provide immediate corrective action when any part or parts of the system fail to function properly. Two far side heads facing each approach shall be considered the minimum acceptable signal operation pending permanent repairs. A near right signal must also be maintained. When repairs at a signalized intersection require that the controller be disconnected or otherwise removed from normal operation, and power is available, the Contractor shall place the traffic signal installation on flashing operation. The signals shall flash RED for all directions unless a different indication has been specified by the Engineer. The Contractor is required to place stop signs (R1-1-36) at each approach to the intersection as a temporary means of regulating traffic. When the signals operate in flash, the Contractor shall furnish and equip all his vehicles assigned to the maintenance of traffic signal installations with a sufficient number of Stop Signs as specified herein. The Contractor shall maintain sufficient number of spare Stop Signs in stock at all times to replace Stop Signs which may be damaged or stolen.
- Replace defective or damaged equipment. If the proper sequence with full detection cannot be obtained immediately, a controller which will provide the proper sequence and full detection shall be installed within twelve (12) hours of removal of the original controller.
- The Contractor shall be required to maintain the existing type of equipment and sequence of operations during the period that the original control equipment is being overhauled
- Provide the Engineer with the names, addresses, and telephone numbers of two (2) persons qualified and assigned to the maintenance of the traffic signal installation. These people must be made available 24 hours per day, each day of the year for emergency calls by the Engineer.
- Respond to all emergency calls from the Department or others within one hour after notification and provide immediate corrective action. When equipment has been damaged or becomes faulty beyond repair, the Contractor shall replace it with new and

identical equipment. The cost of furnishing and installing the replaced equipment shall be borne by the Contractor at no additional charge to the State or County. The Contractor may institute action to recover damages from a responsible third party. If at any time the Contractor fails to perform all work as specified herein to keep the traffic signal installation in proper operating condition or if the Engineer cannot contact the Contractor's designated personnel, the Engineer shall have the State's or the County's Electrical Maintenance Contractor perform the maintenance work required. The State's or County's Electrical Maintenance Contractor shall bill the Contractor for the total cost of the work. The Contractor shall be responsible for all of the Electrical Maintenance Contractor's cost and liquidated damages of \$1000 per day per occurrence. The contractor shall pay this bill within thirty (30) days of the date of receipt of the invoice or the cost of such work will be deducted from the amount due the Contractor. The Contractor shall allow the Electrical Maintenance Contractor to make reviews of the Existing Traffic Signal Installation that has been transferred to the Contractor for Maintenance.

- Traffic signal equipment which is lost or not returned to the Department for any reason shall be replaced with new equipment meeting the requirements of the Standard Specifications and these special provisions.
- Any proposed activity in the vicinity of a highway-rail grade crossing must adhere to the guidelines set forth in the current edition of the Manual on Uniform Traffic Control Devices (MUTCD) regarding work in temporary traffic control zones in the vicinity of highway-rail grade crossings which states that lane restrictions, flagging, or other operations shall not create conditions where vehicles can be queued across the railroad tracks. If the queuing of vehicles across the tracks cannot be avoided, a uniformed law enforcement officer or flagger shall be provided at the crossing to prevent vehicles from stopping on the tracks, even if automatic warning devices are in place.
- Equipment included in this item that is damaged or not operating properly from any cause shall be replaced with new equipment meeting current District One traffic signal specifications and provided by the Contractor at no additional cost to the Contract and/or owner of the traffic signal system, all as approved by the Engineer. Final replacement of damaged equipment must meet the approval of the Engineer prior to or at the time of final inspection otherwise the traffic signal installation will not be accepted. Cable splices outside the controller cabinet shall not be allowed.
- Automatic Traffic Enforcement equipment, such as Red-Light Enforcement cameras, detectors, and peripheral equipment, damaged or not operating properly from any cause, shall be the responsibility of the municipality or the Automatic Traffic Enforcement Company per Permit agreement.
- The Contractor shall be responsible to clear snow, ice, dirt, debris or other condition that obstructs visibility of any traffic signal display.
- The Contractor shall maintain the traffic signal in normal operation during short or long-term loss of utility or battery back-up power at critical locations designated by the Engineer. Critical locations may include traffic signals interconnected to railroad warning devices, expressway ramps, intersection with an SRA route, critical corridors or

other locations identified by the Engineer. Temporary power to the traffic signal must meet applicable NEC and OSHA guidelines and may include portable generators and/or replacement batteries.

- Temporary replacement of damaged or knockdown of a mast arm pole assembly shall require construction of a full or partial span wire signal installation or other method approved by the Engineer to assure signal heads are located overhead and over traveled pavement. Temporary replacement of mast arm mount signals with post mount signals will not be permitted.
- Any shutdown of the traffic signal installation, which exceeds fifteen (15) minutes, must have prior approval of the Engineer. Approval to shut down the traffic signal installation will only be granted during the period extending from 10:00 a.m. to 3:00 p.m. on weekdays. Shutdowns shall not be allowed during inclement weather or holiday periods.

Basis of Payment. This work will be paid for at the contract unit price EACH for MAINTENANCE OF EXISTING TRAFFIC SIGNAL INSTALLATION, which price shall be payment in full for all materials, equipment, and labor necessary to maintain the existing traffic signals. Each intersection shall be paid for separately. Maintenance of a standalone and or not connected flashing beacon shall be paid for at the contract unit price EACH for MAINTENANCE OF EXISTING FLASHING BEACON INSTALLATION. Each flashing beacon will be paid for separately. Following the completion of the traffic signal maintenance transfer to the Contractor, 30 percent of the bid price will be paid. Following the traffic signal maintenance transfer to County, state and/or local agency, 30 percent of the bid price will be paid. The remaining 40 percent will be paid when all items on the punch list are done to the satisfaction of the engineer.

IDOT TRAINING PROGRAM GRADUATE ON-THE-JOB TRAINING SPECIAL PROVISION

Effective: August 1, 2012 Revised: February 2, 2017

In addition to the Contractor's equal employment opportunity (EEO) affirmative action efforts undertaken as required by this Contract, the Contractor is encouraged to participate in the incentive program described below to provide additional on-the-job training to certified graduates of the IDOT pre-apprenticeship training program, as outlined in this Special Provision.

IDOT funds, and various Illinois community colleges operate, pre-apprenticeship training programs throughout the State to provide training and skill-improvement opportunities to promote the increased employment of minority groups, disadvantaged persons and women in all aspects of the highway construction industry. The intent of this IDOT Pre-Apprenticeship Training Program Graduate (TPG) special provision (Special Provision) is to place these certified program graduates on the project site for this Contract in order to provide the graduates with meaningful on-the-job training. Pursuant to this Special Provision, the Contractor must make every reasonable effort to recruit and employ certified TPG trainees to the extent such individuals are available within a practicable distance of the project site.

Specifically, participation of the Contractor or its subcontractor in the Program entitles the participant to reimbursement for graduates' hourly wages at \$15.00 per hour per utilized TPG trainee, subject to the terms of this Special Provision. Reimbursement payment will be made even though the Contractor or subcontractor may also receive additional training program funds from other non-IDOT sources for other non-TPG trainees on the Contract, provided such other source does not specifically prohibit the Contractor or subcontractor from receiving reimbursement from another entity through another program, such as IDOT through the TPG program. With regard to any IDOT funded construction training program other than TPG, however, additional reimbursement for other IDOT programs will not be made beyond the TPG Program described in this Special Provision when the TPG Program is utilized.

No payment will be made to the Contractor if the Contractor or subcontractor fails to provide the required on-site training to TPG trainees, as solely determined by IDOT. A TPG trainee must begin training on the project as soon as the start of work that utilizes the relevant trade skill and the TPG trainee must remain on the project site through completion of the Contract, so long as training opportunities continue to exist in the relevant work classification. Should a TPG trainee's employment end in advance of the completion of the Contract, the Contractor must promptly notify the IDOT District EEO Officer for the Contract that the TPG's involvement in the Contract has ended. The Contractor must supply a written report for the reason the TPG trainee involvement terminated, the hours completed by the TPG trainee on the Contract, and the number of hours for which the incentive payment provided under this Special Provision will be, or has been claimed for the separated TPG trainee.

Finally, the Contractor must maintain all records it creates as a result of participation in the Program on the Contract, and furnish periodic written reports to the IDOT District EEO Officer that document its contractual performance under and compliance with this Special Provision. Finally, through participation in the Program and reimbursement of wages, the Contractor is not relieved of, and IDOT has not waived, the requirements of any federal or state labor or employment law applicable to TPG workers, including compliance with the Illinois Prevailing Wage Act.

METHOD OF MEASUREMENT: The unit of measurement is in hours.

BASIS OF PAYMENT: This work will be paid for at the contract unit price of \$15.00 per hour for each utilized certified TPG Program trainee (TRAINEES TRAINING PROGRAM GRADUATE). The estimated total number of hours, unit price, and total price must be included in the schedule of prices for the Contract submitted by Contractor prior to beginning work. The initial number of TPG trainees for which the incentive is available for this contract is 1.

The Department has contracted with several educational institutions to provide screening, tutoring and pre-training to individuals interested in working as a TPG trainee in various areas of common construction trade work. Only individuals who have successfully completed a Pre-Apprenticeship Training Program at these IDOT approved institutions are eligible to be TPG trainees. To obtain a list of institutions that can connect the Contractor with eligible TPG trainees, the Contractor may contact: HCCTP TPG Program Coordinator, Office of Business and Workforce Diversity (IDOT OBWD), Room 319, Illinois Department of Transportation, 2300 S. Dirksen Parkway, Springfield, Illinois 62764. Prior to commencing construction with the utilization of a TPG trainee, the Contractor must submit documentation to the IDOT District EEO Officer for the Contract that provides the names and contact information of the TPG trainee(s) to be trained in each selected work classification, proof that that the TPG trainee(s) has successfully completed a Pre-Apprenticeship Training Program, proof that the TPG is in an Apprenticeship Training Program approved by the U.S. Department of Labor Bureau of Apprenticeship Training, and the start date for training in each of the applicable work classifications.

To receive payment, the Contractor must provide training opportunities aimed at developing a full journeyworker in the type of trade or job classification involved. During the course of performance of the Contract, the Contractor may seek approval from the IDOT District EEO Officer to employ additional eligible TPG trainees. In the event the Contractor subcontracts a portion of the contracted work, it must determine how many, if any, of the TPGs will be trained by the subcontractor. Though a subcontractor may conduct training, the Contractor retains the responsibility for meeting all requirements imposed by this Special Provision. The Contractor must also include this Special Provision in any subcontract where payment for contracted work performed by a TPG trainee will be passed on to a subcontractor.

Training through the Program is intended to move TPGs toward journeyman status, which is the primary objective of this Special Provision. Accordingly, the Contractor must make every effort to enroll TPG trainees by recruitment through the Program participant educational institutions to the extent eligible TPGs are available within a reasonable geographic area of the project. The Contractor is responsible for demonstrating, through documentation, the recruitment efforts it has undertaken prior to the determination by IDOT whether the Contractor is in compliance with this Special Provision, and therefore, entitled to the Training Program Graduate reimbursement of \$15.00 per hour.

Notwithstanding the on-the-job training requirement of this TPG Special Provision, some minimal off-site training is permissible as long as the offsite training is an integral part of the work of the contract, and does not compromise or conflict with the required on-site training that is central to the purpose of the Program. No individual may be employed as a TPG trainee in any work classification in which he/she has previously successfully completed a training program leading to journeyman status in any trade, or in which he/she has worked at a journeyman level or higher.

State of Illinois
Department of Transportation
Bureau of Local Roads and Streets

SPECIAL PROVISION
FOR
INSURANCE

Effective: February 1, 2007
Revised: August 1, 2007

All references to Sections or Articles in this specification shall be construed to mean specific Section or Article of the Standard Specifications for Road and Bridge Construction, adopted by the Department of Transportation.

The Contractor shall name the following entities as additional insured under the Contractor's general liability insurance policy in accordance with Article 107.27:

Village of Elk Grove Village

Cook County

The entities listed above and their officers, employees, and agents shall be indemnified and held harmless in accordance with Article 107.26.

State of Illinois
DEPARTMENT OF TRANSPORTATION
Bureau of Local Roads & Streets
SPECIAL PROVISION
FOR
LOCAL QUALITY ASSURANCE/ QUALITY MANAGEMENT QC/QA
Effective: January 1, 2022

Replace the first five paragraphs of Article 1030.06 of the Standard Specifications with the following:

“1030.06 Quality Management Program. The Quality Management Program (QMP) will be Quality Control / Quality Assurance (QC/QA) according to the following.”

Delete Article 1030.06(d)(1) of the Standard Specifications.

Revise Article 1030.09(g)(3) of the Standard Specifications to read:

“(3) If core testing is the density verification method, the Contractor shall provide personnel and equipment to collect density verification cores for the Engineer. Core locations will be determined by the Engineer following the document “Hot-Mix Asphalt QC/QA Procedure for Determining Random Density Locations” at density verification intervals defined in Article 1030.09(b). After the Engineer identifies a density verification location and prior to opening to traffic, the Contractor shall cut a 4 in. (100 mm) diameter core. With the approval of the Engineer, the cores may be cut at a later time.”

Revise Article 1030.09(h)(2) of the Standard Specifications to read:

“(2) After final rolling and prior to paving subsequent lifts, the Engineer will identify the random density verification test locations. Cores or nuclear density gauge testing will be used for density verification. The method used for density verification will be as selected below.

Density Verification Method	
<input checked="" type="checkbox"/>	Cores
<input type="checkbox"/>	Nuclear Density Gauge (Correlated when paving \geq 3,000 tons per mixture)

Density verification test locations will be determined according to the document “Hot-Mix Asphalt QC/QA Procedure for Determining Random Density Locations”. The density testing interval for paving wider than or equal to 3 ft (1 m) will be 0.5 miles (800 m) for lift thicknesses of 3 in. (75 mm) or less and 0.2 miles (320 m) for lift thicknesses greater than 3 in. (75 mm). The density testing interval for paving less than 3 ft (1 m) wide will be 1 mile (1,600 m). If a day’s paving will be less than the prescribed density testing interval, the length of the day’s paving will be the interval for that day. The density testing interval for mixtures used for patching will be 50 patches with a minimum of one test per mixture per project.

If core testing is the density verification method, the Engineer will witness the Contractor coring, and secure and take possession of all density samples at the

density verification locations. The Engineer will test the cores collected by the Contractor for density according to Illinois Modified AASHTO T 166 or AASHTO T 275.

If nuclear density gauge testing is the density verification method, the Engineer will conduct nuclear density gauge tests. The Engineer will follow the density testing procedure detailed in the document "Illinois Modified ASTM D 2950, Standard Test Method for Density of Bituminous Concrete In-Place by Nuclear Method".

A density verification test will be the result of a single core or the average of the nuclear density tests at one location. The results of each density test must be within acceptable limits. The Engineer will promptly notify the Contractor of observed deficiencies."

Revise the seventh paragraph and all subsequent paragraphs in Section D. of the document "Hot-Mix Asphalt QC/QA Initial Daily Plant and Random Samples" to read:

"Mixtures shall be sampled from the truck at the plant by the Contractor following the same procedure used to collect QC mixture samples (Section A). This process will be witnessed by the Engineer who will take custody of the verification sample. Each sample bag with a verification mixture sample will be secured by the Engineer using a locking ID tag. Sample boxes containing the verification mixture sample will be sealed/taped by the Engineer using a security ID label."



PERMIT FOR WORK

Permit Division: George W. Dunne Cook County Office Building
 69 W. Washington, 24th floor
 Chicago, Illinois 60602
 hwy.permits@cookcountyil.gov
 Office: 312-603-1670

Permit Number	2021-00656
Issue Date	
Expiration Date	09/15/2022
Bond Number	

- 1. Owner(s) Village of Elk Grove Village
- 2. Description CONSTRUCTION - GOVERNMENT
- 3. Permit Type CONSTRUCTION
- 4. Emergency Permit No
- 5. Pavement Breaks No

6. Affected Routes

ROUTE	START	END	NAME	FROM (OR CROSS)	TO LIMIT
V64	37	38	MEACHAM RD	BIESTERFIELD RD	

7. Permissions

The Cook County Transportation and Highways Department hereby grants permission and authority for work as stated in item 3 above in Cook County; on County Highway(s) stated in item 6 above subject to the general conditions and any special conditions attached to this permit, and subject to the Public Way Ordinance, as well as all laws defined therein and in conformance with all submittals made pursuant to the application process, as modified at the request of the Cook County Department of Transportation and Highways, per the plans detail noted below.

Submitted Date 09/10/2021
Project Number 21-00074-00-RS
Plan Title FAU Route 1338 (Wise Rd/Biesterfield Rd) Section 21-00074-00-RS
Plan Prepared By Civiltech
Finalized Date

8. Approved Work

Work Type	Level	Fee
Detector Loops		\$ -
Signage (Construction)		\$ -
Total Fee		\$ -

This Permit will not be issued until receipt of all applicable fees is confirmed by the Cook County Department of Revenue

PERMIT FOR WORK

9. Note (Additional Rules and Specifications as Follows)

This permit includes and is subject to the "General Conditions and CCDOTH Construction Notes for Permit Work" attached hereto and incorporated into this Permit.

10. Applicant

The work authorized by this Permit shall be completed by the expiration date as shown on page one (1) or above; otherwise this Permit becomes null and void.

Owner's Signature

Date

Village of Elk Grove Village

Owner's Name (Printed)

Owner's Title

11. Authorization

Applicable Fee(s) Received. Application approved and Permit Granted by:

_____ Superintendent of Transportation and Highways	_____ Approved Date
--	------------------------

PERMIT FOR WORK

12. General Conditions and CCDOTH Construction Notes for Permit Work**General Conditions**

1. **A COPY OF THIS PERMIT MUST BE KEPT ON THE JOB SITE DURING CONSTRUCTION.**
2. Definition of "Owner": The "Owner" is the Name/s listed on the Cook County Transportation and Highways Department (CCDOTH) Permit as "Owner/s". The "Owner" is the "Grantee" listed in the Public Way Regulatory Ordinance (the "Ordinance"), Chapter 66.
3. Capitalized terms used in this Permit and not otherwise defined herein shall have the meanings ascribed to them in the Public Way Regulatory Ordinance (the "Ordinance"), Chapter 66, Article III, and Sections 50 et seq. of the Cook County Code. Requirements set forth in these General Conditions are in addition to and not in limitation of the requirements of the Ordinance.
4. The CCDOTH Permit is only applicable for the work shown on the final approved submitted plans on Cook County Right of Way (ROW). The permit does not release the Owner from fulfilling the requirements of any other laws or other required permitting relating to the permitted work. It is the responsibility of the Owner to acquire all other applicable approvals and/or permits required for the proposed work in the submitted plans. Copies of the applicable approvals and/or permits shall be submitted to CCDOTH for the permit file.
5. The Owner shall fulfill all requirements set forth in the permit application and its instructions, including without limitation, permit fees, insurance and bonding are a condition of this Permit. Issuance of this Permit, without the fulfillment of all requirements by Owner shall not act as a waiver of Owner's obligation to comply with such requirements, unless approval in writing of such change is given by the Cook County Superintendent of Transportation and Highways.
6. The Permit can be revoked pursuant to the terms of the Ordinance or at the discretion of the Cook County Superintendent of Transportation and Highways.
7. The Owner shall provide two days advance notice prior to the start of work to the CCDOTH Permit Office. Email the notice to hwy.permits@cookcountyil.gov.
8. No changes, alterations, or revisions to the Permitted Work are allowed unless approved in writing by the Cook County Superintendent of Transportation and Highways or his designee.
9. If Owner discovers during the progress of the Permitted Work that subterranean conditions prohibit the construction of said improvement in and along the alignment as outlined in the plans, it is expressly understood that all Permitted Work shall cease until a proposed revised alignment has been approved by the CCDOTH and the Permit has been modified.
10. The Owner shall furnish all material to do all work required and pay all costs which may be incurred in connection with such work and shall prosecute the same diligently and without delay to completion. See Ordinance for additional requirements as to work in the Public Way.
11. All construction methods and construction materials shall be in accordance with the latest version of the Illinois Department of Transportation (IDOT) Standard Specifications for Road and Bridge Construction, IDOT Supplemental Specifications and Recurring Special Provisions, IDOT Standards, Cook County Special Provisions and Cook County Standards.
12. Upon completion of the Permitted Work, Owner shall in a timely manner, (but in no event more than 30 days unless another time frame is directed by the CCDOTH Permits Division) restore the Public Way substantially to the same condition in which it was before the Permitted Work started. The work includes but is not limited to removing all debris, rubbish, materials, apparatus, tools, and equipment, as well as all excess excavated materials, from the Public Way.
13. Should future construction and operation of the highways by CCDOTH require alteration or relocation of the Owner's Facilities, such change shall be made by the Owner, its successor or assigns upon the written request of the Superintendent of CCDOTH without expense to said County or State. Requirements for any such requested alteration or relocation are further detailed in the Ordinance.
14. The Owner, its successor and assigns, assume all risk and liability for accidents and damages that may accrue to persons and property, during the prosecution of the work or any time thereafter, by reason of the location, construction, installation, operation, maintenance, repair and work referred to herein, and the Owner, by acceptance of the Permit, agrees to indemnify and save harmless Cook County from any such claims for damages and from all costs and expenses incurred on account thereof and in connection therewith.
15. In accordance with the Ordinance, and agreement by the Owner, the Owner acknowledges and agrees that the Permit is null and void if the Owner is delinquent in the payment of any tax or fee administered by the Cook County.

CONTINUES TO NEXT PAGE

PERMIT FOR WORK

16. The Owner shall furnish the CCDOTH Permits Division one as-built PDF in 22"x34" format. The issued permit plans and any issued addendum plans will become the as-built plans if the owner on this permit does not submit as-built plans by the expiration date of the permit or by the last permit extension date.
17. Notify CCDOTH Permits office in writing for final inspection. The letter can be emailed to hwypermits@cookcountyil.gov.

CCDOTH Construction Notes**Curb and Gutter (PCC)**

1. PCC Pavement mix designs shall be per the IDOT Standard Specifications for Road and Bridge Construction art 1020.04
2. In the removal of curb and gutter, the use of any type of concrete breaker that will damage the underground structures will not be permitted.
3. Saw cut the full depth of curb and gutter at the limits of removal.
4. Construct curb and gutter in accordance with IDOT standard 606001. Provide a tied longitudinal construction joint in accordance with IDOT standard 420001, using 30" long #6 (3/4" Dia.) deformed epoxy coated tie bars at 36-inch centers.

Drainage

5. The drainage systems shall always be kept clean and free of debris.
6. The Owner shall be responsible for providing positive drainage.
7. CCDOTH reserves the right to make connections to the proposed storm sewer for the purpose of draining the highway.
8. As a condition of granting this permit, which includes the point discharge of storm water onto the Cook County Transportation and Highways Right Of Way, the Owner hereby grants permission to the Cook County Transportation and Highways Department to enter onto private property to inspect the detention control structure.

Erosion Control and Landscaping

9. The parkway shall always be kept clean and free of debris.
10. Any disturbed areas within Cook County ROW require erosion control blanket prior to final landscaping per current Illinois Environmental Protection Agency (IEPA) standards.
11. Cook County Right-of-Way to be restored with 4" topsoil, fertilizer and sod. This note supersedes any note in the plans.

Excavation and Backfill

12. The Owner shall manage the excavation, transport, and disposal of all excavated materials (i.e. soil, debris, etc.) in accordance with local, state, and federal regulations.
13. As a condition of this permit, the Owner shall request CCDOTH to identify sites in the Right-of-Way where a Highway Authority Agreement governs access to soil that exceeds the Tier 1 residential remediation objectives of 35 Ill. Adm. Code 742. The Owner shall take all measures necessary to protect human health (including worker safety) and the environment during and after any access to such soil.
14. All trenches within Cook County ROW shall be trench backfilled with FA-6 sand in accordance with Method 1 in accordance with Article 550.07 of the (IDOT) Standard Specifications for Road and Bridge Construction.

Median (PCC)

15. PCC Pavement mix designs shall be per the IDOT Standard Specifications for Road and Bridge Construction art 1020.04
16. In the removal of median, the use of any type of concrete breaker that will damage the underground structures will not be permitted.
17. Saw cut the full depth of median at the limits of removal.
18. Construct median in accordance with IDOT standard 606301. Provide a tied longitudinal construction joint in accordance with IDOT standard 420001, using 30" long #6 (3/4" Dia.) epoxy coated deformed tie bars at 36-inch centers.

Pavement, All

CONTINUES TO NEXT PAGE

PERMIT FOR WORK

19. Saw cut the full depth of pavement at the limits of removal.
20. In the removal of pavement, the use of any type of concrete breaker that will damage the underground structures will not be permitted.
21. The pavement shall always be kept clean and free of debris.
22. Where a median opening is provided, the pavement shall be crowned at the centerline using a one percent cross slope.
23. Unless specified in the Permit, no equipment other than pneumatic-tired equipment used during the installation shall be permitted to stop or operate on the pavement nor shall any excavated materials be stored temporarily or otherwise on the CCDOTH pavement.
24. All pavement patch openings that are open to traffic shall be immediately surfaced with a temporary bituminous patch at least three inches in thickness. This patch then must be inspected daily and additional bituminous patch material must be placed, daily if necessary, to maintain the patched area at the same elevation as the adjacent undisturbed pavement for a period of not less than 30 days. After 30 days, permanent replacement in kind shall be made to the base course and pavement surface.

Pavement, Entrance (Driveways, Side Streets)

25. PCC Pavement mix designs shall be per the IDOT Standard Specifications for Road and Bridge Construction art 1020.04
26. HMA surface and binder course mix designs shall be per IDOT D1 Hot Mix Selection Table. Link:

[IDOT D1 Hot Mix Selection Table](#)

Path: /District Specific Standards/District 1/D1PavementDesign/HMA Selection Table(Most Recent Date)

27. For entrance installations, the Owner shall remove earth to its full depth, starting at the edge of the pavement, for the full dimensions of the proposed entrance, and replace with materials to be used in the construction of the entrance.
28. The entrance radius meeting the edge of shoulder or the back of curb must terminate 3' from the property line extended to the edge of shoulder or the back of curb. If this requirement cannot be met, a letter from the neighboring property authorizing the encroachment must be submitted.
29. The CCDOTH reserves the right to restrict access to permitted entrances on future roadway improvements.
30. The Owner acknowledges that if or when the County of Cook improves the highway the pavement composition at the above-mentioned entrance(s) may be substituted.

Pavement, Hot Mix Asphalt (HMA) Pavement, Patching, and Resurfacing

All

31. HMA surface and binder course mix designs shall be per IDOT D1 Hot Mix Selection Table. Link:

[IDOT D1 Hot Mix Selection Table](#)

Path: /District Specific Standards/District 1/D1PavementDesign/HMA Selection Table(Most Recent Date)

Pavement

32. HMA Full Depth Pavement thickness shall be 12-inch on a 12-inch thick aggregate subgrade improvement. The HMA Pavement shall be built per the IDOT Standard Specifications for Road and Bridge Construction Art 407. The aggregate subgrade improvement shall be built per the following link:

[IDOT Bureau of Design and Environment \(BDE\) Special Provision Aggregate Subgrade Improvement](#)

Patching

33. HMA Patching shall match the existing pavement thickness. The length shall be the greater of 6 feet (measured parallel to the centerline) or 12 inches wider than the pavement opening. The patch width shall be the full lane width of each lane affected. The pavement opening shall be saw-cut to the full depth of the pavement at the limits of removal. The HMA Pavement Patch shall be in accordance with Section 442 Pavement Patching of the Standard Specifications. Class D Patches shall be used for HMA pavements and HMA bases.
34. For roadways with HMA surface regardless of HMA or PCC base, HMA surface shall be placed a minimum of 6 inches longer on each side of the pavement patch.

CONTINUES TO NEXT PAGE

PERMIT FOR WORK

Resurfacing

35. HMA Mill and Resurface Pavement thickness shall be per the approved permit plans. HMA Resurfacing shall be built per the IDOT Standard Specifications for Road and Bridge Construction Art 406.

Pavement, Portland Cement Concrete (PCC) Paving, Patching

All

36. PCC Pavement mix designs shall be per the IDOT Standard Specifications for Road and Bridge Construction art 1020.04

Pavement

37. PCC Pavement thickness shall be 10 inches on a 12-inch thick aggregate subgrade improvement. The PCC Pavement shall be built per the IDOT Standard Specifications for Road and Bridge Construction Art 420. The aggregate subgrade improvement shall be built per the following link:

[IDOT Bureau of Design and Environment \(BDE\) Special Provision Aggregate Subgrade Improvement](#)

38. Where the proposed pavement or median abuts the existing pavement, median or curb and gutter longitudinally, provide a tied longitudinal construction joint in accordance with IDOT standard 420001, using 30" long #6 (3/4" Dia.) epoxy coated deformed tie bars at 36 inch centers. Keyed joints as shown on standard 420001 shall not be allowed.
39. Provide transverse sawed contraction joints every 15 feet in accordance with IDOT standard 420001, using 18" long #12 (1-1/2" Dia.) smooth epoxy coated dowel bars at 12-inch centers and align proposed joints with existing joints. If a proposed joint is located less than 6 feet from an existing joint, then the existing pavement or median shall be removed and replaced up to the existing joint.

Patching

40. PCC Patching shall match the existing pavement thickness. The length shall be the greater of 6 feet (measured parallel to the centerline) or 12 inches wider than the pavement opening. The patch width shall be the full lane width of each lane affected. The pavement opening shall be saw-cut to the full depth of the pavement at the limits of removal. The PCC Pavement Patch shall be in accordance with Section 442 Pavement Patching of the Standard Specifications. Class B Patches shall be used for concrete pavement and concrete bases.
41. Pavement patches greater than or equal to 15SY shall use pavement fabric in accordance with IDOT standard 420701 and provide 3 1/2 inches of clearance between the pavement surface and the top of the fabric.
42. Pavement patches longer than 11ft 3inches shall be tied longitudinally to the abutting existing pavement, median or curb and gutter provide using 30" long #6 (3/4" Dia.) epoxy coated deformed tie bars at 36-inch centers.
43. Where the proposed pavement or median abuts the existing PCC pavement or median transversally, provide a transverse joint in accordance with IDOT standard 442101, using 18" long #12 (1-1/2" Dia.) smooth epoxy coated dowel bars at 12 inch centers.

Pavement Marking

44. Modified Urethane Pavement Marking shall be used for the proposed pavement marking per IDOT Standard Specifications for Road and Bridge Construction Art 780 and 1095.
45. Water Blaster and Vacuum Recovery method shall be used for removal of pavement marking per IDOT Standard Specifications for Road and Bridge Construction Art 783 and 1101.
46. The Modified Urethane Pavement Marking installation shall be done no later than December 15 per IDOT Standard Specifications for Road and Bridge Construction Art 780.12. The minimum winter performance period extends to May 1 the next year. If pavement markings are in before Dec 15 and the permit work is not completed by May 1 the next year, the performance period will last until a request for final inspection is made. The Permits inspector will do the final pavement marking inspection during the final inspection for the whole permit. The permit cannot be closed out until this requirement is met.

Sidewalk and Bus Shelters

CONTINUES TO NEXT PAGE

PERMIT FOR WORK

47. In the removal of sidewalk and bus shelter pads, the use of any type of concrete breaker that will damage the underground structures will not be permitted.
48. All proposed bus shelter and bus shelter pads must meet the current IDOT Bureau of Design and Environment (BDE) Manual and IDOT Bureau of Local Roads (BLR) Manual, Public Rights-of-Way Accessibility Guidelines (PROWAG) and Americans with Disabilities Act (ADA) requirements.
49. All proposed sidewalk (crosswalk) shall be ramped in compliance with the current IDOT BDE Manual, IDOT BLR Manual, PROWAG and ADA requirements.
50. All proposed curb ramps shall be inspected after construction. IDOT form D1 PD0031 shall be filled out for each location. If there are any deficiencies the deficiencies shall be fixed, and the form refilled out for the location until the curb ramp is compliant. A copy of the final form shall be submitted to the CCDOTH Permits office at hwy.permits@cookcountyil.gov for the permit file. CCDOTH Permits office will forward the completed forms to the Cook County ADA Coordinator for the Cook County ADA file.
51. All The following CCDOTH Special Provision shall apply to all sidewalk.
 - 310 Detectable Warnings (Special), Cast Iron. (provided in permit review)
52. The following CCDOTH Standard shall apply to all sidewalk.
 - C-9 Cook County PCC Sidewalk Construction (Expansion Joints) Detail (provided in permit review.)
53. Proposed sidewalk shall be 8" thick through driveways and at curb ramps.
54. Concrete sidewalks shall be continuous through all driveways with a maximum cross slope of 1.5%.

Traffic Control

55. Owner shall provide and maintain at its own expense, such temporary roads, and approaches, as may be necessary to provide access to driveways, houses, buildings, or other property abutting the site of the Permitted Work. Access shall not be blocked.
56. No temporary lane closures or temporary traffic detours relating to Permitted Work will be allowed between the hours of 6 a.m. to 9 a.m. and 3 p.m. to 6:30 p.m., (other than as allowed for emergency maintenance per the Ordinance).
57. All signs shall conform to the latest Manual on Uniform Traffic Control Devices (MUTCD) and Illinois Supplemental to the Manual on Uniform Traffic Control Devices (MUTCD)
58. All traffic control devices shall conform to the latest IDOT Standard Specifications for Road and Bridge Construction, IDOT Highway Standards, and the IDOT approved product list.
59. All lane closures shall be in accordance with the latest IDOT Highway Standards.
60. The Owner shall conduct its operations in a manner so as to insure the minimum hindrance to traffic, using the pavement and at no time shall its operations obstruct more than one half (1/2) of the available pavement width.
61. When existing traffic control signs such as stop signs, stop ahead signs, and crossroad signs are removed in the progress of the Permitted Work, said signs shall be immediately reset as close as possible to their original location. After the completion of the Permitted Work has been approved, said traffic control signs shall be restored to their original position and condition. If modifications are needed a revised signage plan can be submitted to Permits for review and approval.

Traffic Signals, Lighting, Other Electrical

62. To ensure proper installation, the owner shall hire an inspector for all electrical work. The inspector shall be independent from the contractors working on the permit. The inspector's purpose is to ensure the contractor is installing the electrical items per the plans and specifications. The inspector shall be familiar with the field installation inspection, material inspection and documenting requirements of the Cook County, IDOT, and/or Municipal electrical work items on the permit. The work items may include but are not limited to Traffic Signal items, Traffic Signal Interconnect items, Flashing Beacon items, Lighting items, etc.
63. Care is to be taken as not to damage any of the existing traffic signal conduits, fiber cables and equipment. If any of the traffic signal conduits, cables and/or equipment is damaged, the Contractor shall repair and/or replace the conduits, cables and/or equipment at no cost to the County.

PERMIT FOR WORK

64. Cook County is not a member of JULIE (Joint Utility Locating Information for Excavators). For location information on Cook County Traffic Signal equipment, Traffic Signal Interconnect equipment, Flashing Beacons equipment, Lighting equipment, etc., please contact the Mechanical, Electrical, Architectural and Landscaping (MELA) Division at 312-603-1734.
65. If this contract requires the services of an electrical contractor, the Contractor shall be responsible at his/her own expense for locating existing IDOT and CCDOTH facilities prior to performing any work. If this contract does not require the services of electrical contractor, the Contractor may request one free locate for existing IDOT and CCDOTH electrical facilities from the Electrical Maintenance Contractor(s) prior to the start of any work. Additional requests may be at the expense of the Contractor. The location of underground traffic facilities does not relieve the Contractor of their responsibility to repair any facilities damaged during construction at their expense.

Utilities, All

66. It shall be the responsibility of the Owner to co-ordinate with utility companies sharing the Cook County ROW and relocate the existing power poles, fire hydrants, guardrail and appurtenances as needed for the proposed permit work. There shall be no cost to the county.
67. As a requirement of this permit all utility owners (private and government) shall maintain a membership with J.U.L.I.E. locating service until the utility is completely removed from Cook County ROW.

Utilities, Aerial

68. All aerial lines crossings or parallel must have a minimum clearance of 18'3".
69. Pole owner permission is required for all cable, conduit, and other appurtenance connection to a pole.
70. Proposed aerial cable shall not block the existing traffic signal heads.
71. Proposed aerial cable shall not touch existing traffic signal equipment.

Utilities, Underground

72. All auger pits and excavations shall be as far away from the edge of pavement or back of curb as possible, and wood or steel sheeting shall be used. Auger pits shall be protected with concrete barrier walls if within clear zones. The ends of the concrete barrier walls shall be protected with crash attenuators. The barrier wall and crash attenuators design shall meet IDOT BDE Manual and IDOT BLR Manual Design requirements. Open holes left overnight shall fenced off and covered.
73. All external casing voids shall be pressure grouted or filled with trench backfill using pumping or jetting outside of the casing. The inside of the casing shall be sealed or filled using the external void procedures.
74. A minimum depth of 42 inches shall be maintained from the ground surface to the top of the conduit, cable, or pipe and a minimum depth of 36 inches from the true flow line of the drainage ditch to the top of the conduit, cable or pipe.
75. Proposed underground utilities running parallel to existing water main or sanitary sewer shall adjust the alignment if the utility is within 5 feet of the outer wall of the water main or sanitary sewer. The proposed utility shall maintain 5 feet or greater while running parallel to the existing water main or sanitary sewer. The distance between parallel or crossing sanitary or storm sewer with water main shall meet IEPA requirements.

Winter Moratorium Condition

76. During the winter months, (November 1 through April 15) the CCDOTH imposes a moratorium for the open cutting of pavement due to snow removal and the scarcity of ready mixes required to properly restore the pavement. This includes observation holes over existing utility facilities while performing directional bore operations, as well as lane closures for manhole access.
77. Each request to open cut the pavement or require a lane closure will be decided on a case by case basis. Should the request be approved, the following measures will be taken and adhered to:
- Unless it is a dire emergency, no lane closures will be set up or work performed within the pavement areas on days that snow is predicted, or if the snow has yet been removed from the pavement.
 - There will be no overnight lane closures, unless approved in advance by CCDOTH.
 - All restoration must be completed by the end of each workday or backfill is required. The use of steel plates is prohibited. The temporary pavement patch size shall be backfilled with flowable fill (per Section 1019 of the Standard Specifications for Road and Bridge Construction).

CONTINUES TO NEXT PAGE

PERMIT FOR WORK

- All temporary pavement restorations will be permanently restored in the following Spring .

Contractor \$20,000 Bond and Insurance A (Individual Permits) Requirements for Cook County Permit

Bond

1. Once the permit number is assigned contractor can process and submit bond. The blank bond form is on the Permits Website.

COOK COUNTY DEPARTMENT OF TRANSPORTATION AND HIGHWAYS PERMIT DIVISION

\$20,000 BOND AND INSURANCE A REQUIREMENTS (INDIVIDUAL PERMITS)

Used for commercial, residential, and government, etc. permits.

Bond,

Once the permit number is assigned contractor can process and submit bond. The blank bond form is on the Permits Website. <https://www.cookcountyil.gov/service/construction-permits-online-payment>

A copy of the bond shall be emailed to hwypermits@cookcountyil.gov before the permit can be issued. The original bond form and attachments shall be mailed to CCDOTH Permits Division.

The bond must be properly executed with the signature of the officers of company and have the company corporate seal. If the contractor is the sole beneficiary, it should be stated on the bond.

Bonds will not be released until the insurance requirements are met.

Insurance,

Once the permit number is assigned contractor can process and submit bond. The contractor shall email hwypermits@cookcountyil.gov the insurance for the specified permit number. In the event the insurance expires or is canceled prior to the completion of the permit project, the permit project will be stopped until the insurance coverage is updated and accepted by CCDOTH Permits Division.

Insurance coverage shall be with insurance companies licensed to do business in the State of Illinois and are subject to approval by the CCDOTH Permits Division.

Contractor and/or insurance companies must notify the CCDOTH Permits Division when there is a change of address, and/or change of insurance company. The permit number must always be on all correspondence.

The current certificate of insurance must remain on file until the CCDOTH Permits Division releases the bond.

If you have any questions, please contact the CCDOTH Permits Division at hwypermits@cookcountyil.gov.

2020-10

FORM20A.

Permit No.:	Bond No.:
-------------	-----------

COOK COUNTY DEPARTMENT OF TRANSPORTATION AND HIGHWAYS
PERMIT BOND

Cook County Department of Transportation and Highways Permits Office
 George W. Dunne Cook County Office Building
 69 W. Washington, 24th Floor, Chicago, Illinois 60602

312.603.1670
 312.603.9643

KNOW ALL MEN BY THESE PRESENTS, that We (Principle Name) _____
 as Principal, and (Surety Company Name) _____
 as surety, are held and firmly bound unto The County of Cook, a body politic and corporate of the State of Illinois, in the penal sum of Twenty Thousand and no cents dollars (\$20,000.00) lawful money of the United State of America, for the payment of which sum of money, well and truly to be made, we bind ourselves, our heirs, executors and administrators or our successors and assigns, jointly or severally, firmly by these presents.

WHEREAS, The County of Cook of the State of Illinois is about to grant to the Principal permission and authority to construct, install, operate and maintain certain installations, work or improvements in, under, along or upon a certain highway in Cook County, Illinois, identified as:

COUNTY HIGHWAY(S): 1. CHOOSE HIGHWAY

The condition of the above obligation is such that if the said Principal shall do the work as described in said permit and upon completion of same shall, within 10 days, at the Principle's own cost, restore said highway substantially to the same condition in which it was before said work was commenced, and shall remove all debris, rubbish, materials, apparatus, tools and equipment as well as all excess excavated materials from the right of way of said highway, all to the satisfaction of the County Superintendent of Transportation and Highways for The County of Cook, and shall indemnify and save harmless The County of Cook against all claims for damages to persons or property on account of the prosecution of said work, and the construction, location, operation and maintenance of the proposed installations work or improvements; also, against all costs and expenses which may be incurred by The County of Cook on account of or in connection with such claims, then the above obligation to be void, otherwise to remain in full force and effect.

Note: this bond shall be held for one year if the permit requires an open cut in the pavement. Upon completion of said work the Principle must notify the Permits Division, in writing, by sending an email to hwypermits@cookcountyil.gov requesting a prefinal inspection. The one year starts on the date of notification.

If the permit does not require an open cut or if the one year open cut requirement has been met, upon completion of said work the Principle must request, in writing, by sending an email to hwypermits@cookcountyil.gov requesting a final inspection and release of this bond.

This bond will remain in full force and effect until said bond is released, in writing, by the Cook County Department of Transportation and Highways Permits Division.

In witness whereof, we have duly executed the foregoing this _____ day of _____, 20____

Surety _____	Principle _____
Address _____	Address _____
City/State _____	City/State _____
Contact Name _____	Contact Name _____
Phone Number _____	Phone Number _____
Email Address _____	Email Address _____
By: _____	By: _____
(Affix Seal) Signature of Agent for Surety	(Affix Seal) Signature of Agent for Principle

The contractor name on the bond should match exactly to the contractor name on the insurance cert or one of the many names the company does business as on the insurance cert.

- The contractor shall fill out all the fillable boxes on the bond form. The bond shall be properly executed with signature of the officers of the company and the company corporate seal. A copy of the bond shall be emailed to hwypermits@cookcountyil.gov before the permit can be issued. The original bond form and attachments shall be mailed to CCDOTH Permits Division. Mail to: Cook County Department of Transportation and Highways, Permit Office (24th Floor), 69 West Washington Street, Chicago, IL 60602



Permit No.:		Bond No.:	
-------------	--	-----------	--

**COOK COUNTY DEPARTMENT OF TRANSPORTATION AND HIGHWAYS
PERMIT BOND**

Cook County Department of Transportation and Highways Permits Office
George W. Dunne Cook County Office Building
69 W. Washington, 24th Floor, Chicago, Illinois 60602

312.603.1670
312.603.9943

KNOW ALL MEN BY THESE PRESENTS, that We (Principle Name) _____

as Principal, and (Surety Company Name) _____
as surety, are held and firmly bound unto The County of Cook, a body politic and corporate of the State of Illinois, in the penal sum of **Twenty Thousand and no cents dollars (\$20,000.00)** lawful money of the United State of America, for the payment of which sum of money, well and truly to be made, we bind ourselves, our heirs, executors and administrators or our successors and assigns, jointly or severally, firmly by these presents.

WHEREAS, The County of Cook of the State of Illinois is about to grant to the Principal permission and authority to construct, install, operate and maintain certain installations, work or improvements in, under, along or upon a certain highway in Cook County, Illinois, identified as:

COUNTY HIGHWAY(S) 1. CHOOSE HIGHWAY _____

The condition of the above obligation is such that if the said Principal shall do the work as described in said permit and upon completion of same shall, within **10** days, at the Principle's own cost, restore said highway substantially to the same condition in which it was before said work was commenced, and shall remove all debris, rubbish, materials, apparatus, tools and equipment as well as all excess excavated materials from the right of way of said highway, all to the satisfaction of the County Superintendent of Transportation and Highways for The County of Cook, and shall indemnify and save harmless The County of Cook against all claims for damages to persons or property on account of the prosecution of said work, and the construction, location, operation and maintenance of the proposed installations work or improvements; also, against all costs and expenses which may be incurred by The County of Cook on account of or in connection with such claims, then the above obligation to be void, otherwise to remain in full force and effect.

Note: this bond shall be held for one year if the permit requires an open cut in the pavement. Upon completion of said work the Principle must notify the Permits Division, in writing, by sending an email to hwy.permits@cookcountyil.gov requesting a prefinal inspection. The one year starts on the date of notification.

If the permit does not require an open cut or if the one year open cut requirement has been met, upon completion of said work the Principle must request, in writing, by sending an email to hwy.permits@cookcountyil.gov requesting a final inspection and release of this bond.

This bond will remain in full force and effect until said bond is released, in writing, by the Cook County Department of Transportation and Highways Permits Division.

In witness whereof, we have duly executed the foregoing this _____ day of _____ 20_____

Surety _____

Principle _____

Address _____

Address _____

City/State _____

City/State _____

Contact Name _____

Contact Name _____

Phone Number _____

Phone Number _____

Email Address _____

Email Address _____

By: _____

By: _____

(Affix Seal) Signature of Agent for Surety

(Affix Seal) Signature of Agent for Principle

Insurance Certification Sample A

1. The contractor shall follow the insurance requirements in the “Bond and Insurance Requirement Form 20” See Form 20 below.

COOK COUNTY DEPARTMENT OF TRANSPORTATION AND HIGHWAYS PERMIT DIVISION

\$20,000 BOND AND INSURANCE A REQUIREMENTS (INDIVIDUAL PERMITS)

Used for commercial, residential, and government, etc. permits.

Bond,

Once the permit number is assigned contractor can process and submit bond. The blank bond form is on the Permits Website. <https://www.cookcountyil.gov/service/construction-permits-online-payment>

A copy of the bond shall be emailed to hwy.permits@cookcountyil.gov before the permit can be issued. The original bond form and attachments shall be mailed to CCDOTH Permits Division.

The bond must be properly executed with the signature of the officers of company and have the company corporate seal. If the contractor is the sole beneficiary, it should be stated on the bond.

Bonds will not be released until the insurance requirements are met.

Insurance,

Once the permit number is assigned contractor can process and submit bond. The contractor shall email hwy.permits@cookcountyil.gov the insurance for the specified permit number. In the event the insurance expires or is canceled prior to the completion of the permit project, the permit project will be stopped until the insurance coverage is updated and accepted by CCDOTH Permits Division.

Insurance coverage shall be with insurance companies licensed to do business in the State of Illinois and are subject to approval by the CCDOTH Permits Division.

Contractor and/or insurance companies must notify the CCDOTH Permits Division when there is a change of address, and/or change of insurance company. The permit number must always be on all correspondence.

The current certificate of insurance must remain on file until the CCDOTH Permits Division releases the bond.

If you have any questions, please contact the CCDOTH Permits Division at hwy.permits@cookcountyil.gov .

2020-10

FORM20A.

Insurance Certification Sample A: The contractor shall meet the requirements on Insurance Form Sample A. See next page for descriptions. Insurance shall be emailed to hwy.permits@cookcountyil.gov.



CERTIFICATE OF LIABILITY INSURANCE

DATE (MM/DD/YYYY)

THIS CERTIFICATE IS ISSUED AS A MATTER OF INFORMATION ONLY AND CONFERS NO RIGHTS UPON THE CERTIFICATE HOLDER. THIS CERTIFICATE DOES NOT AFFIRMATIVELY OR NEGATIVELY AMEND, EXTEND OR ALTER THE COVERAGE AFFORDED BY THE POLICIES BELOW. THIS CERTIFICATE OF INSURANCE DOES NOT CONSTITUTE A CONTRACT BETWEEN THE ISSUING INSURER(S), AUTHORIZED REPRESENTATIVE OR PRODUCER, AND THE CERTIFICATE HOLDER.

IMPORTANT: If the certificate holder is an ADDITIONAL INSURED, the policy(ies) must have ADDITIONAL INSURED provisions or be endorsed. If SUBROGATION IS WAIVED, subject to the terms and conditions of the policy, certain policies may require an endorsement. A statement on this certificate does not confer rights to the certificate holder in lieu of such endorsement(s).

a	PRODUCER INSURANCE AGENCY, INC. (PLEASE SUPPLY ADDRESS, TELEPHONE NUMBER & FAX NUMBER)	CONTACT NAME: PHONE (A/C, No, Ext): E-MAIL ADDRESS:	FAX (A/C, No):													
	INSURED GENERAL CONTRACTOR (PLEASE SUPPLY ADDRESS, TELEPHONE NUMBER & FAX NUMBER)	<table border="1"> <tr> <th>INSURER(S) AFFORDING COVERAGE</th> <th>NAIC #</th> </tr> <tr> <td>INSURER A :</td> <td></td> </tr> <tr> <td>INSURER B :</td> <td></td> </tr> <tr> <td>INSURER C :</td> <td></td> </tr> <tr> <td>INSURER D :</td> <td></td> </tr> <tr> <td>INSURER E :</td> <td></td> </tr> <tr> <td>INSURER F :</td> <td></td> </tr> </table>		INSURER(S) AFFORDING COVERAGE	NAIC #	INSURER A :		INSURER B :		INSURER C :		INSURER D :		INSURER E :		INSURER F :
INSURER(S) AFFORDING COVERAGE	NAIC #															
INSURER A :																
INSURER B :																
INSURER C :																
INSURER D :																
INSURER E :																
INSURER F :																

COVERAGES **CERTIFICATE NUMBER:** **REVISION NUMBER:**

THIS IS TO CERTIFY THAT THE POLICIES OF INSURANCE LISTED BELOW HAVE BEEN ISSUED TO THE INSURED NAMED ABOVE FOR THE POLICY PERIOD INDICATED. NOTWITHSTANDING ANY REQUIREMENT, TERM OR CONDITION OF ANY CONTRACT OR OTHER DOCUMENT WITH RESPECT TO WHICH THIS CERTIFICATE MAY BE ISSUED OR MAY PERTAIN, THE INSURANCE AFFORDED BY THE POLICIES DESCRIBED HEREIN IS SUBJECT TO ALL THE TERMS, EXCLUSIONS AND CONDITIONS OF SUCH POLICIES. LIMITS SHOWN MAY HAVE BEEN REDUCED BY PAID CLAIMS.

INSR	TYPE OF INSURANCE	ADD'L SUBR INSD	WVD	POLICY NUMBER	POLICY EFF (MM/DD/YYYY)	POLICY EXP (MM/DD/YYYY)	LIMITS
c	<input checked="" type="checkbox"/> COMMERCIAL GENERAL LIABILITY <input type="checkbox"/> CLAIMS-MADE <input type="checkbox"/> OCCUR			LIST POLICY NUMBER	DATE	DATE	EACH OCCURRENCE \$ 1,000,000 DAMAGE TO RENTED PREMISES (Ea occurrence) \$ MED EXP (Any one person) \$ PERSONAL & ADV INJURY \$ 1,000,000 GENERAL AGGREGATE \$ 2,000,000 PRODUCTS - COMP/OP AGG \$
d	<input checked="" type="checkbox"/> XCU Underground Explosion & Collapse Hazard GEN'L AGGREGATE LIMIT APPLIES PER: <input type="checkbox"/> POLICY <input type="checkbox"/> PRO-JECT <input type="checkbox"/> LOC OTHER:						
e	AUTOMOBILE LIABILITY <input checked="" type="checkbox"/> ANY AUTO OWNED AUTOS ONLY <input checked="" type="checkbox"/> SCHEDULED AUTOS <input checked="" type="checkbox"/> HIRED AUTOS ONLY <input checked="" type="checkbox"/> NON-OWNED AUTOS ONLY			LIST POLICY NUMBER (SHALL HAVE ANY AUTO OR THREE OTHER ITEMS) (BINDER NUMBER NOT ACCEPTABLE)	DATE	DATE	COMBINED SINGLE LIMIT (Ea accident) \$ 1,000,000 BODILY INJURY (Per person) \$ BODILY INJURY (Per accident) \$ 1,000,000 PROPERTY DAMAGE (Per accident) \$ 500,000
	UMBRELLA LIAB <input type="checkbox"/> OCCUR EXCESS LIAB <input type="checkbox"/> CLAIMS-MADE DED RETENTION \$			"SAMPLE A"			EACH OCCURRENCE \$ AGGREGATE \$
g	<input checked="" type="checkbox"/> WORKERS COMPENSATION AND EMPLOYERS' LIABILITY #ANY PROPRIETOR/PARTNER/EXECUTIVE (OFFICER/MEMBER EXCLUDED?) (Mandatory in NH) (Please describe under DESCRIPTION OF OPERATIONS below)		Y / N	LIST POLICY NUMBER (BINDER NUMBER NOT ACCEPTABLE)	DATE	DATE	PER STATUTE OTHER E.L. EACH ACCIDENT \$ 100,000 E.L. DISEASE - EA EMPLOYEE E.L. DISEASE - POLICY LIMIT
	OTHER						

DESCRIPTION OF OPERATIONS / LOCATIONS / VEHICLES (ACORD 101, Additional Remarks Schedule, may be attached if more space is required)

Add Statements:
COOK COUNTY ADDITIONAL INSURED FOR BOTH GENERAL LIABILITY & AUTO LIABILITY FOR PERMIT # _____.
XCU UNDERGROUND EXPLOSION AND COLLAPSE HAZARD COVERAGE IS INCLUDED IN THE GENERAL LIABILITY.

i	CERTIFICATE HOLDER Cook County Department of Transportation and Highways Permit Office 24th Floor 69 West Washington Street Chicago, Illinois 60602	CANCELLATION SHOULD ANY OF THE ABOVE DESCRIBED POLICIES BE CANCELLED BEFORE THE EXPIRATION DATE THEREOF, NOTICE WILL BE DELIVERED IN ACCORDANCE WITH THE POLICY PROVISIONS. AUTHORIZED REPRESENTATIVE

Descriptions

- a. Insurance coverage shall be with insurance companies licensed to do business in the State of Illinois and are subject to approval by the Cook County Department of Transportation and Highways Permit Division. Contractor and/or Insurance Companies shall notify this office when there is a change of address for the Insurance Company, and/or change of Insurance Company.
- b. The contractor name on the Insurance shall match exactly to the contractor name on the bond. Contractor shall notify this office when there is a change of address.
- c. General Liability: Check appropriate box, list policy number, list effective date, list expiration date and shall meet the minimum limits on the right side of the page.
- d. Shall state "XCU Underground Explosion and Collapse Hazard coverage is included in the General Liability." As an alternative this statement can be located in the "Description of Operations/Location/vehicles/Exclusions added by Endorsement/Special Provisions" section.
- e. Automobile Liability: Shall have Any Auto checked or three other boxes checked. If a contractor can only check two boxes and the contractor does not own any vehicles they can submit a letter on company letterhead stating they do not own any vehicles to meet the third requirement.

In addition list policy number, list effective date, list expiration date and shall meet the minimum limits on the right side of the page.
- f. Automobile Liability Bodily Injury and Property Damage can be covered in Automobile Liability Combined Single Limit (ea accident) \$1,000,000 or Bodily Injury (per incident) \$1,000,000 and Property Damage (per incident) \$500,000.
- g. Workers Compensation and Employer's Liability: Check appropriate box, list policy number, list effective date, list expiration date and shall meet the minimum limits on the right side of the page.
- h. Shall state "Cook County Additional Insured For Both General Liability & Auto Liability For Permit 00-00-0000-C (list actual permit number assigned)" or alternate option "Cook County Additional Insured for Permit 00-00-0000-C (list actual permit number assigned)".
- i. Certificate Holder shall be Cook County Department of Transportation and Highways, Permit Office (24th Floor), 69 West Washington Street, Chicago, IL 60602



Illinois Environmental Protection Agency

1021 North Grand Avenue East • P.O. Box 19276 • Springfield • Illinois • 62794-9276 • (217) 782-3397

Uncontaminated Soil Certification by Licensed Professional Engineer or Licensed Professional Geologist for Use of Uncontaminated Soil as Fill in a CCDD or Uncontaminated Soil Fill Operation LPC-663

Revised in accordance with 35 Ill. Adm. Code 1100, as
amended by PCB R2012-009 (eff. Aug. 27, 2012)

This certification form is to be used by professional engineers and professional geologists to certify, pursuant to 35 Ill. Adm. Code 1100.205(a)(1)(B), that soil (i) is uncontaminated soil and (ii) is within a pH range of 6.26 to 9.0. If you have questions about this form, please telephone the Bureau of Land Permit Section at 217/524-3300.

This form may be completed online, saved locally, printed and signed, and submitted to prospective clean construction or demolition debris (CCDD) fill operations or uncontaminated soil fill operations.

I. Source Location Information

(Describe the location of the source of the uncontaminated soil)

Project Name: Biesterfield Road Resurfacing Project Office Phone Number, if available: _____

Physical Site Location (address, including number and street):

Biesterfield Road/Wise Road from Meacham Road to Village Limits- See attached figures

City: Elk Grove Village State: IL Zip Code: 60007

County: Cook Township: Schaumburg

Lat/Long of approximate center of site in decimal degrees (DD.ddddd) to five decimal places (e.g., 40.67890, -90.12345):

Latitude: 42.00665 Longitude: - 88.04719

(Decimal Degrees)

(-Decimal Degrees)

Identify how the lat/long data were determined:

GPS Map Interpolation Photo Interpolation Survey Other

IEPA Site Number(s), if assigned: BOL: _____ BOW: _____ BOA: _____

Approximate Start Date (mm/dd/yyyy): _____ Approximate End Date (mm/dd/yyyy): _____

Estimated Volume of debris (cu. Yd.): _____

II. Owner/Operator Information for Source Site

Site Owner

Name: Elk Grove Village

Street Address: 901 Wellington Avenue

PO Box: _____

City: Elk Grove Village State: IL

Zip Code: 60007 Phone: 847.357.4000

Contact: _____

Email, if available: _____

Site Operator

Name: _____

Street Address: _____

PO Box: _____

City: _____ State: _____

Zip Code: _____ Phone: _____

Contact: _____

Email, if available: _____

This Agency is authorized to require this information under Section 4 and Title X of the Environmental Protection Act (415 ILCS 5/4, 5/39). Failure to disclose this information may result in: a civil penalty of not to exceed \$50,000 for the violation and an additional civil penalty of not to exceed \$10,000 for each day during which the violation continues (415 ILCS 5/42). This form has been approved by the Forms Management Center.

Uncontaminated Soil Certification

III. Basis for Certification and Attachments

For each item listed below, reference the attachments to this form that provide the required information.

- a. A Description of the soil sample points and how they were determined to be sufficient in number and appropriately located 35 Ill. Adm. Code 1100.610(a):

A limited historical & regulatory review was performed to identify PIPs. Site reconnaissance was performed while sampling to evaluate on-site environmental conditions & potential PIPs. Based on the nature & scope of the project, 4 soil samples were collected for indicator contaminants associated with identified PIPs, and screened with a PID. Figure 2 shows sample locations.

- b. Analytical soil testing results to show that soil chemical constituents comply with the maximum allowable concentrations established pursuant to 35 Ill. Adm. Code Part 1100, Subpart F and that the soil pH is within the range of 6.25 to 9.0, including the documentation of chain of custody control, a copy of the lab analysis; the accreditation status of the laboratory performing the analysis; and certification by an authorized agent of the laboratory that the analysis has been performed in accordance with the Agency's rules for the accreditation of environmental and the scope of the accreditation [35 Ill. Adm. Code 1100.201 (g), 1100.205(a), 1100.610]:

See attached analytical summary tables, laboratory reports and associated NELAC certification. Figure 2 identifies the project area that is covered by this certification.

IV. Certification Statement, Signature and Seal of Licensed Professional Engineer or Licensed Professional Geologist

I, Ryan M. LaDieu, P.E. (name of licensed professional engineer or geologist)

certify under penalty of law that the information submitted, including but not limited to, all attachments and other information, is to the best of my knowledge and belief, true, accurate and complete. In accordance with the Environmental Protection Act [415 ILCS 5/22.51 or 22.51a] and 35 Ill. Adm. Code 1100.205(a), I certify that the soil from this site is uncontaminated soil. I also certify that the soil pH is within the range of 6.25 to 9.0. In addition, I certify that the soil has not been removed from the site as part of a cleanup or removal of contaminants. All necessary documentation is attached.

Any person who knowingly makes a false, fictitious, or fraudulent material statement, orally or in writing, to the Illinois EPA commits a Class 4 felony. A second or subsequent offense after conviction is a Class 3 felony. (415 ILCS 5/44(h))


Company Name: True North Consultants
Street Address: 1000 E Warrenville Road, Suite 140
City: Naperville State: IL Zip Code: 60563
Phone: 630.717.2880

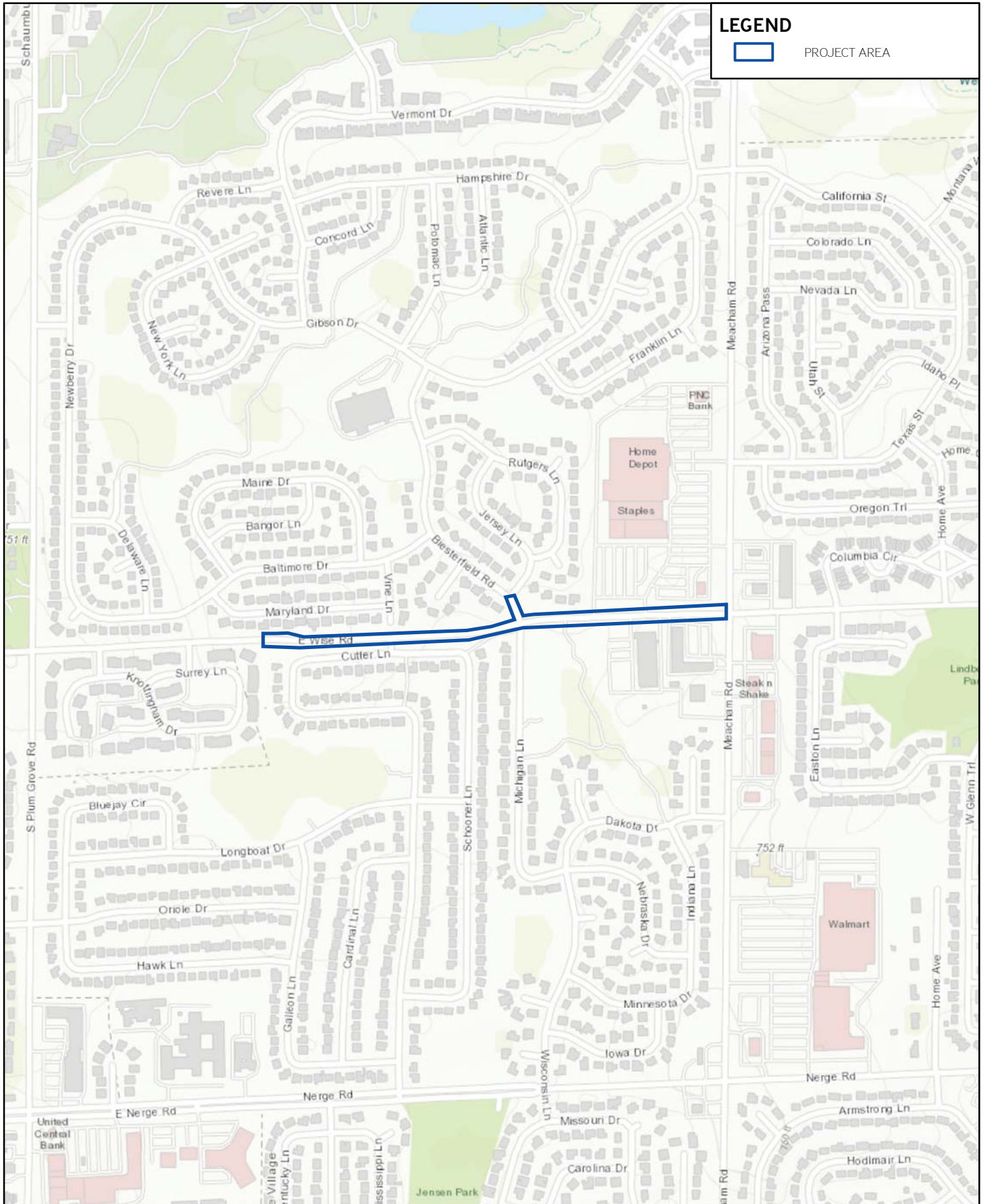
Ryan M. LaDieu
Printed Name:



Licensed Professional Engineer or
Licensed Professional Geologist Signature:

Oct 4, 2021
Date:





LEGEND

 PROJECT AREA



CLIENT
 CIVILTECH ENGINEERING, INC.
 2 PIERCE PLACE, SUITE 1400
 ITASCA, ILLINOIS

SITE
 BIESTERFIELD ROAD/WISE ROAD
 FROM MEACHAM ROAD
 ELK GROVE VILLAGE, ILLINOIS



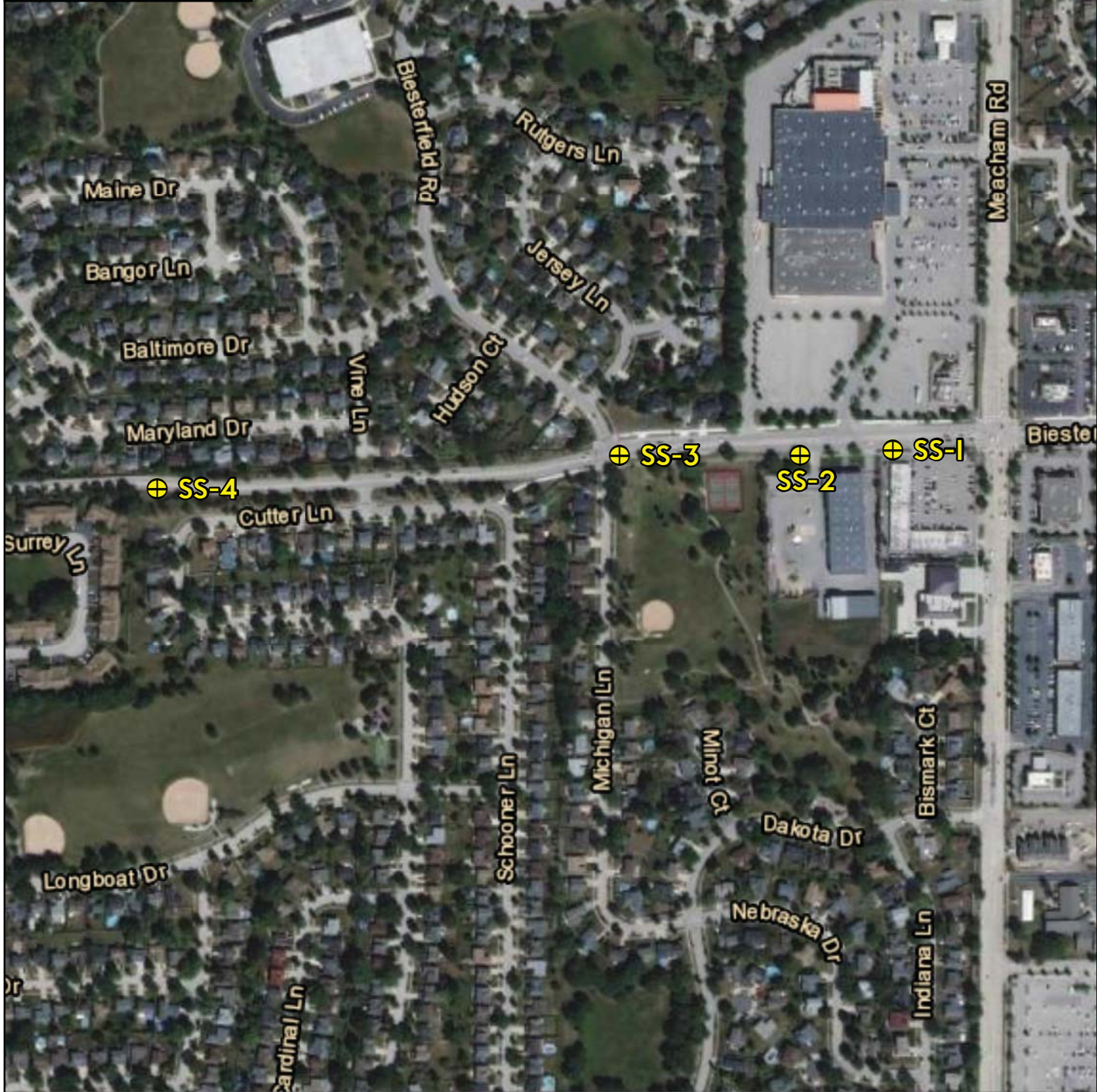
PROJECT	T121502
DATE	10/04/2021
SCALE	1 inch=1,000 feet

FIGURE
 I



LEGEND

SOIL SAMPLE LOCATION



TRUENORTH
CONSULTANTS
Trusted Partner. Leading Environmental Solutions.

CLIENT
CIVILTECH ENGINEERING, INC.
2 PIERCE PLACE, SUITE 1400
ITASCA, ILLINOIS

SITE
BIESTERFIELD ROAD/WISE ROAD
MEACHAM ROAD TO VILLAGE LIMITS
ELK GROVE VILLAGE, ILLINOIS



PROJECT	T121502
DATE	10/04/2021
SCALE	1 inch=600 feet

FIGURE
2

TABLE I

Summary of Soil Analytical Results - Soil Characterization Sampling

Volatile Organic Compounds (VOCs)

CLIENT: Civiltech Engineering, Inc.

SAMPLE DATE: September 24, 2021

SITE: Biesterfield Road Resurfacing Project: Biesterfield Rd/Wise Rd - Meacham Rd to Village limits, Elk Grove Village, Illinois

LABORATORY: PDC Laboratories, Inc.

PROJECT NUMBER: TI21502

MATRIX: Soil

Analytical Method: EPA Method 5035A/8260B

Contaminant of Concern	Maximum Allowable Concentration (MAC) within a Metropolitan Statistical Area (MSA)		Sample ID	SS-1	SS-2	SS-3	SS-4			
			Sample Date	9/24/2021	9/24/2021	9/24/2021	9/24/2021			
	Value	Objective	Depth	2-4'	0-2'	2-4'	2-4'			
			Soil Type	Silty Clay	Silty Clay	Silty Clay	Silty Clay			
Acetone	25	MAC		< 0.0485	< 0.0530	NA	NA			
Benzene	0.03	MAC		< 0.00485	< 0.00530	NA	NA			
Bromodichloromethane	0.6	MAC		< 0.00485	< 0.00530	NA	NA			
Bromoform	0.8	MAC		< 0.00485	< 0.00530	NA	NA			
Bromomethane	0.2	MAC		< 0.00971	< 0.0106	NA	NA			
2-Butanone	17	MAC		< 0.00971	< 0.0106	NA	NA			
Carbon disulfide	9	MAC		< 0.00971	< 0.0106	NA	NA			
Carbon tetrachloride	0.07	MAC		< 0.00485	< 0.00530	NA	NA			
Chlorobenzene	1	MAC		< 0.00485	< 0.00530	NA	NA			
Chloroform	0.3	MAC		< 0.00485	< 0.00530	NA	NA			
1,2-Dibromo-3-chloropropane	0.002	MAC		< 0.000971	< 0.00106	NA	NA			
Dibromochloromethane	0.4	MAC		< 0.00485	< 0.00530	NA	NA			
1,2-Dibromoethane	0.005	MAC		< 0.00194	< 0.00212	NA	NA			
1,2-Dichlorobenzene	17	MAC		< 0.00485	< 0.00530	NA	NA			
1,4-Dichlorobenzene	2	MAC		< 0.00485	< 0.00530	NA	NA			
1,1-Dichloroethane	23	MAC		< 0.00485	< 0.00530	NA	NA			
1,2-Dichloroethane	0.02	MAC		< 0.00485	< 0.00530	NA	NA			
1,1-Dichloroethylene	0.06	MAC		< 0.00485	< 0.00530	NA	NA			
cis-1,2-Dichloroethylene	0.4	MAC		< 0.00485	< 0.00530	NA	NA			
trans-1,2-Dichloroethylene	0.7	MAC		< 0.00485	< 0.00530	NA	NA			
1,2-Dichloropropane	0.03	MAC		< 0.00485	< 0.00530	NA	NA			
cis-1,3-Dichloropropene	0.005	MAC		< 0.00291	< 0.00318	NA	NA			
trans-1,3-Dichloropropene	0.005	MAC		< 0.00291	< 0.00318	NA	NA			
1,3-Dichloropropene (total)	0.005	MAC		< 0.00291	< 0.00318	NA	NA			
Ethylbenzene	13	MAC		< 0.00485	< 0.00530	NA	NA			
Methyl tertiary-butyl ether	0.32	MAC		< 0.00485	< 0.00530	NA	NA			
Methylene chloride	0.02	MAC		< 0.00485	< 0.00530	NA	NA			
Styrene	4	MAC		< 0.00485	< 0.00530	NA	NA			
Tetrachloroethylene	0.06	MAC		< 0.00485	< 0.00530	NA	NA			
Toluene	12	MAC		< 0.00485	< 0.00530	NA	NA			
1,1,1-Trichloroethane	2	MAC		< 0.00485	< 0.00530	NA	NA			
1,1,2-Trichloroethane	0.02	MAC		< 0.00485	< 0.00530	NA	NA			
Trichloroethylene	0.06	MAC		< 0.00485	< 0.00530	NA	NA			
Vinyl Acetate	10	MAC		< 0.00485	< 0.00530	NA	NA			
Vinyl Chloride	0.01	MAC		< 0.00485	< 0.00530	NA	NA			
o-Xylene	6.5	MAC		< 0.00485	< 0.00530	NA	NA			
m,p-Xylenes	5.6	MAC		< 0.00971	< 0.0106	NA	NA			
Xylenes (total)	5.6	MAC		< 0.0146	< 0.0159	NA	NA			

Notes:

Constituents that are not identified in 35 IAC 1100 Subpart F (MAC Table) are compared to the Metropolitan Statistical Area Background Concentration found in 35 IAC 742 Appendix A, Table H

< = Analyte not detected (i.e. less than RL or MDL)

All data reported in milligrams per kilogram (mg/kg) unless otherwise noted.

NA = This constituent was not analyzed.

NE = No remediation objective established by the IEPA for this constituent.

Bold identifies an exceedence of the referenced objective.



TABLE 2

Summary of Soil Analytical Results - Soil Characterization Sampling

Semi-Volatile Organic Compounds (SVOCs)

CLIENT: Civiltech Engineering, Inc.

SITE: Biesterfield Road Resurfacing Project: Biesterfield Rd/Wise Rd - Meacham Rd to Village limits, Elk Grove Village, Illinois

PROJECT NUMBER: TI21502

SAMPLE DATE: September 24, 2021

LABORATORY: PDC Laboratories, Inc.

MATRIX: Soil

Analytical Method: EPA Method 8270

Contaminant of Concern	Maximum Allowable Concentration (MAC) within a Metropolitan Statistical Area (MSA)		Sample ID	SS-1	SS-2	SS-3	SS-4				
	Value	Objective	Sample Date	9/24/2021	9/24/2021	9/24/2021	9/24/2021				
			Depth	2-4'	0-2'	2-4'	2-4'				
			Soil Type	Silty Clay	Silty Clay	Silty Clay	Silty Clay				
Acenaphthene	570	MAC		< 0.386	< 0.377	NA	NA				
Anthracene	12000	MAC		< 0.386	< 0.377	NA	NA				
Benzo(a)anthracene	1.8	MAC		< 0.386	< 0.377	NA	NA				
Benzo(b)fluoranthene	2.1	MAC		< 0.386	< 0.377	NA	NA				
Benzo(k)fluoranthene	9.0	MAC		< 0.386	< 0.377	NA	NA				
Benzo(a)pyrene	2.1	MAC		< 0.0696	< 0.0680	NA	NA				
Benzoic Acid	400	MAC		< 0.386	< 0.377	NA	NA				
Bis(2-chloroethyl)ether	0.66	MAC		< 0.386	< 0.377	NA	NA				
Bis(2-ethylhexyl)phthalate	46	MAC		< 0.386	< 0.377	NA	NA				
Butyl benzyl phthalate	930	MAC		< 0.386	< 0.377	NA	NA				
Carbazole	0.6	MAC		< 0.386	< 0.377	NA	NA				
4-Chloroaniline	0.7	MAC		< 0.386	< 0.377	NA	NA				
2-Chlorophenol	1.5	MAC		< 0.386	< 0.377	NA	NA				
Chrysene	88	MAC		< 0.386	< 0.377	NA	NA				
Di-n-butyl phthalate	2300	MAC		< 0.386	< 0.377	NA	NA				
Di-n-octyl phthalate	1600	MAC		< 0.386	< 0.377	NA	NA				
Dibenz(a,h)anthracene	0.42	MAC		< 0.0696	< 0.0680	NA	NA				
3,3'-Dichlorobenzidine	1.3	MAC		< 0.00765	< 0.00748	NA	NA				
2,4-Dichlorophenol	0.48	MAC		< 0.386	< 0.377	NA	NA				
Diethyl phthalate	470	MAC		< 0.232	< 0.227	NA	NA				
2,4-Dimethylphenol	9	MAC		< 0.386	< 0.377	NA	NA				
2,4-Dinitrophenol	3.3	MAC		< 0.174	< 0.170	NA	NA				
2,4-Dinitrotoluene	0.25	MAC		< 0.116	< 0.113	NA	NA				
2,6-Dinitrotoluene	0.26	MAC		< 0.116	< 0.113	NA	NA				
Fluoranthene	3100	MAC		< 0.386	< 0.377	NA	NA				
Fluorene	560	MAC		< 0.386	< 0.377	NA	NA				
Hexachlorobenzene	0.4	MAC		< 0.116	< 0.113	NA	NA				
Hexachlorocyclopentadiene	1.1	MAC		< 0.386	< 0.377	NA	NA				
Hexachloroethane	0.5	MAC		< 0.232	< 0.227	NA	NA				
Indeno(1,2,3-cd)pyrene	1.6	MAC		< 0.386	< 0.377	NA	NA				
Isophorone	8	MAC		< 0.386	< 0.377	NA	NA				
2-Methylphenol	15	MAC		< 0.386	< 0.377	NA	NA				
Naphthalene	1.8	MAC		< 0.386	< 0.377	NA	NA				
Nitrobenzene	0.26	MAC		< 0.0869	< 0.0850	NA	NA				
N-Nitroso-di-n-propylamine	0.0018	MAC		< 0.000417	< 0.000408	NA	NA				
N-Nitrosodiphenylamine	1	MAC		< 0.386	< 0.377	NA	NA				
Pentachlorophenol	0.02	MAC		< 0.00108	< 0.00105	NA	NA				
Phenol	100	MAC		< 0.386	< 0.377	NA	NA				
Pyrene	2300	MAC		< 0.386	< 0.377	NA	NA				
1,2,4-Trichlorobenzene	5	MAC		< 0.386	< 0.377	NA	NA				
2,4,5-Trichlorophenol	26	MAC		< 0.386	< 0.377	NA	NA				
2,4,6-Trichlorophenol	0.66	MAC		< 0.116	< 0.113	NA	NA				

Notes:
 Constituents that are not identified in 35 IAC 1100 Subpart F (MAC Table) are compared to the Metropolitan Statistical Area Background Concentration found in 35 IAC 742 Appendix A, Table H

< = Analyte not detected (i.e. less than RL or MDL)
 All data reported in milligrams per kilogram (mg/kg) unless otherwise noted.
 NA = This constituent was not analyzed.
 NE = No remediation objective established by the IEPA for this constituent.
 Bold identifies an exceedence of the referenced objective.



TABLE 3

Summary of Soil Analytical Results - Soil Characterization Sampling

Polychlorinated Biphenyls (PCBs)

CLIENT: Civiltech Engineering, Inc.
SITE: Biesterfield Road Resurfacing Project: Biesterfield Rd/Wise Rd - Meacham Rd to Village Limits, Elk Grove Village, Illinois
PROJECT NUMBER: T121502

SAMPLE DATE: September 24, 2021
LABORATORY: PDC Laboratories, Inc.
MATRIX: Soil

Contaminant of Concern	Maximum Allowable Concentration (MAC) within a Metropolitan Statistical Area (MSA)		Sample ID		SS-2		SS-3		SS-4		Analytical Method: EPA Method 8082
	Value	Objective	Sample Date	SS-1	9/24/2021	9/24/2021	9/24/2021	9/24/2021	9/24/2021	9/24/2021	
			Depth	Soil Type	0-2'	Silty Clay	2-4'	Silty Clay	2-4'	Silty Clay	
Aroclor 1016	I	MAC		NA	< 0.019	NA	NA	NA	NA	NA	
Aroclor 1221	I	MAC		NA	< 0.019	NA	NA	NA	NA	NA	
Aroclor 1232	I	MAC		NA	< 0.019	NA	NA	NA	NA	NA	
Aroclor 1242	I	MAC		NA	< 0.019	NA	NA	NA	NA	NA	
Aroclor 1248	I	MAC		NA	< 0.019	NA	NA	NA	NA	NA	
Aroclor 1254	I	MAC		NA	< 0.019	NA	NA	NA	NA	NA	
Aroclor 1260	I	MAC		NA	< 0.019	NA	NA	NA	NA	NA	

Notes:
 Constituents that are not identified in 35 IAC 1100 Subpart F (MAC Table) are compared to the Metropolitan Statistical Area Background Concentration found in 35 IAC 742 Appendix A, Table H
 < = Analyte not detected (i.e. less than RL or MDL)
 All data reported in milligrams per kilogram (mg/kg) unless otherwise noted.
 NA = This constituent was not analyzed.
 NE = No remediation objective established by the IEPA for this constituent.
 Bold identifies an exceedence of the referenced objective.



TABLE 4

Summary of Soil Analytical Results - Soil Characterization Sampling

Resource Conservation Recovery Act (RCRA) Metals

CLIENT: Civiltch Engineering, Inc.
SITE: Biesterfeld Road Resurfacing Project: Biesterfeld Rd/Wise Rd - Meacham Rd to Village limits, Elk Grove Village, Illinois
PROJECT NUMBER: T121502

CLIENT: Civiltch Engineering, Inc.
SITE: Biesterfeld Road Resurfacing Project: Biesterfeld Rd/Wise Rd - Meacham Rd to Village limits, Elk Grove Village, Illinois
PROJECT NUMBER: T121502

SAMPLE DATE: September 24, 2021
LABORATORY: PDC Laboratories, Inc.
MATRIX: Soil

Contaminant of Concern	Value	Objective	Sample ID	SS-1	SS-2	SS-3	SS-4	Analytical Method: EPA Method 6010/6020
			Maximum Allowable Concentration (MAC) within a Metropolitan Statistical Area (MSA)	9/24/2021	9/24/2021	9/24/2021	9/24/2021	
			pH	8.41	8.33	6.01	8.07	
			6.25 ≤ pH ≤ 9.0	Yes	Yes	Yes	Yes	
Depth	2-4'	0-2'	2-4'	2-4'				
Soil Type	Silty Clay	Silty Clay	Silty Clay	Silty Clay				
Arsenic	13	MAC	8.84	10.3	NA	NA	NA	
Barium	1,500	MAC	55.0	49.7	NA	NA	NA	
Cadmium	5.2	MAC	0.357	0.326	NA	NA	NA	
Chromium	21	MAC	23.4	20.5	NA	NA	NA	
Lead	107	MAC	11.3	11.9	NA	NA	NA	
Mercury	0.89	MAC	< 0.0414	< 0.0405	NA	NA	NA	
Selenium	1.3	MAC	< 0.915	< 0.853	NA	NA	NA	
Silver	4.4	MAC	< 0.467	< 0.436	NA	NA	NA	

Notes:

Constituents that are not identified in 35 IAC 1100 Subpart F (MAC Table) are compared to the Metropolitan Statistical Area Background Concentration found in 35 IAC 742 Appendix A, Table H

< = Analyte not detected (i.e. less than RL or MDL)

All data reported in milligrams per kilogram (mg/kg) unless otherwise noted.

NA = This constituent was not analyzed.

NE = No remediation objective established by the IEPA for this constituent.

Bold identifies an exceedence of the referenced objective.



AGGREGATE SUBGRADE IMPROVEMENT (BDE)

Effective: April 1, 2012

Revised: April 1, 2022

Add the following Section to the Standard Specifications:

“SECTION 303. AGGREGATE SUBGRADE IMPROVEMENT

303.01 Description. This work shall consist of constructing an aggregate subgrade improvement (ASI).

303.02 Materials. Materials shall be according to the following.

Item	Article/Section
(a) Coarse Aggregate	1004.07
(b) Reclaimed Asphalt Pavement (RAP)	1031.09

303.03 Equipment. The vibratory roller shall be according to Article 1101.01, or as approved by the Engineer. Vibratory machines, such as tampers, shall be used in areas where rollers do not fit.

303.04 Soil Preparation. The minimum immediate bearing value (IBV) of the soil below the improved subgrade shall be according to the Department’s “Subgrade Stability Manual” for the aggregate thickness specified.

303.05 Placing and Compacting. The maximum nominal lift thickness of aggregate gradations CA 2, CA 6, and CA 10 when compacted shall be 9 in. (225 mm). The maximum nominal lift thickness of aggregate gradations CS 1, CS 2, and RR 1 when compacted shall be 24 in. (600 mm).

The top surface of the aggregate subgrade improvement shall consist of a layer of capping aggregate gradations CA 6 or CA 10 that is 3 in. (75 mm) thick after compaction. Capping aggregate will not be required when aggregate subgrade improvement is used as a cubic yard pay item for undercut applications.

Each lift of aggregate shall be compacted to the satisfaction of the Engineer. If the moisture content of the material is such that compaction cannot be obtained, sufficient water shall be added so that satisfactory compaction can be obtained.

303.06 Finishing and Maintenance. The aggregate subgrade improvement shall be finished to the lines, grades, and cross sections shown on the plans, or as directed by the Engineer. The aggregate subgrade improvement shall be maintained in a smooth and compacted condition.

303.07 Method of Measurement. This work will be measured for payment according to Article 311.08.

303.08 Basis of Payment. This work will be paid for at the contract unit price per cubic yard (cubic meter) or ton (metric ton) for AGGREGATE SUBGRADE IMPROVEMENT or at the contract unit price per square yard (square meter) for AGGREGATE SUBGRADE IMPROVEMENT, of the thickness specified.”

Add the following to Section 1004 of the Standard Specifications:

“1004.07 Coarse Aggregate for Aggregate Subgrade Improvement (ASI). The aggregate shall be according to Article 1004.01 and the following.

(a) Description. The coarse aggregate shall be crushed gravel, crushed stone, or crushed concrete. In applications where greater than 24 in. (600 mm) of ASI material is required, gravel may be used below the top 12 in (300 mm) of ASI.

(b) Quality. The coarse aggregate shall consist of sound durable particles reasonably free of deleterious materials.

(c) Gradation.

(1) The coarse aggregate gradation for total ASI thickness less than or equal to 12 in. (300 mm) shall be CA 2, CA 6, CA 10, or CS 1.

The coarse aggregate gradation for total ASI thickness greater than 12 in. (300 mm) shall be CS 1 or CS 2 as shown below or RR 1 according to Article 1005.01(c).

COARSE AGGREGATE SUBGRADE GRADATIONS					
Grad No.	Sieve Size and Percent Passing				
	8”	6”	4”	2”	#4
CS 1	100	97 ± 3	90 ± 10	45 ± 25	20 ± 20
CS 2		100	80 ± 10	25 ± 15	

COARSE AGGREGATE SUBGRADE GRADATIONS (Metric)					
Grad No.	Sieve Size and Percent Passing				
	200 mm	150 mm	100 mm	50 mm	4.75 mm
CS 1	100	97 ± 3	90 ± 10	45 ± 25	20 ± 20
CS 2		100	80 ± 10	25 ± 15	

(2) Capping aggregate shall be gradation CA 6 or CA 10.”

Add the following to Article 1031.09 of the Standard Specifications:

“(b) RAP in Aggregate Subgrade Improvement (ASI). RAP in ASI shall be according to Articles 1031.01(a), 1031.02(a), 1031.06(a)(1), and 1031.06(a)(2), and the following.

- (1) The testing requirements of Article 1031.03 shall not apply.
- (2) Crushed RAP used for the lower lift may be mechanically blended with aggregate gradations CS 1, CS 2, and RR 1 but it shall be no greater than 40 percent of the total product volume. RAP agglomerations shall be no greater than 4 in. (100 mm).
- (3) For capping aggregate, well graded RAP having 100 percent passing the 1 1/2 in. (38 mm) sieve may be used when aggregate gradations CS 1, CS 2, CA 2, or RR 1 are used in the lower lift. FRAP will not be permitted as capping material.

Blending shall be through calibrated interlocked feeders or a calibrated blending plant such that the prescribed blending percentage is maintained throughout the blending process. The calibration shall have an accuracy of ± 2.0 percent of the actual quantity of material delivered.”

80274

BITUMINOUS MATERIALS COST ADJUSTMENTS (BDE)

Effective: November 2, 2006

Revised: August 1, 2017

Description. Bituminous material cost adjustments will be made to provide additional compensation to the Contractor, or credit to the Department, for fluctuations in the cost of bituminous materials when optioned by the Contractor. The bidder shall indicate with their bid whether or not this special provision will be part of the contract.

The adjustments shall apply to permanent and temporary hot-mix asphalt (HMA) mixtures, bituminous surface treatments (cover and seal coats), and preventative maintenance type surface treatments that are part of the original proposed construction, or added as extra work and paid for by agreed unit prices. The adjustments shall not apply to bituminous prime coats, tack coats, crack filling/sealing, joint filling/sealing, or extra work paid for at a lump sum price or by force account.

Method of Adjustment. Bituminous materials cost adjustments will be computed as follows.

$$CA = (BPI_P - BPI_L) \times (\%AC_V / 100) \times Q$$

- Where: CA = Cost Adjustment, \$.
- BPI_P = Bituminous Price Index, as published by the Department for the month the work is performed, \$/ton (\$/metric ton).
- BPI_L = Bituminous Price Index, as published by the Department for the month prior to the letting for work paid for at the contract price; or for the month the agreed unit price letter is submitted by the Contractor for extra work paid for by agreed unit price, \$/ton (\$/metric ton).
- %AC_V = Percent of virgin Asphalt Cement in the Quantity being adjusted. For HMA mixtures, the % AC_V will be determined from the adjusted job mix formula. For bituminous materials applied, a performance graded or cutback asphalt will be considered to be 100% AC_V and undiluted emulsified asphalt will be considered to be 65% AC_V.
- Q = Authorized construction Quantity, tons (metric tons) (see below).

For HMA mixtures measured in square yards: $Q, \text{ tons} = A \times D \times (G_{mb} \times 46.8) / 2000$. For HMA mixtures measured in square meters: $Q, \text{ metric tons} = A \times D \times (G_{mb} \times 1) / 1000$. When computing adjustments for full-depth HMA pavement, separate calculations will be made for the binder and surface courses to account for their different G_{mb} and % AC_V.

For bituminous materials measured in gallons: $Q, \text{ tons} = V \times 8.33 \text{ lb/gal} \times SG / 2000$
For bituminous materials measured in liters: $Q, \text{ metric tons} = V \times 1.0 \text{ kg/L} \times SG / 1000$

- Where: A = Area of the HMA mixture, sq yd (sq m).
D = Depth of the HMA mixture, in. (mm).
G_{mb} = Average bulk specific gravity of the mixture, from the approved mix design.

V = Volume of the bituminous material, gal (L).
SG = Specific Gravity of bituminous material as shown on the bill of lading.

Basis of Payment. Bituminous materials cost adjustments may be positive or negative but will only be made when there is a difference between the BPI_L and BPI_P in excess of five percent, as calculated by:

$$\text{Percent Difference} = \{(BPI_L - BPI_P) \div BPI_L\} \times 100$$

Bituminous materials cost adjustments will be calculated for each calendar month in which applicable bituminous material is placed; and will be paid or deducted when all other contract requirements for the work placed during the month are satisfied. The adjustments shall not apply during contract time subject to liquidated damages for completion of the entire contract.

80173

BLENDED FINELY DIVIDED MINERALS (BDE)

Effective: April 1, 2021

Revise the second paragraph of Article 1010.01 of the Standard Specifications to read:

“Different sources or types of finely divided minerals shall not be mixed or used alternately in the same item of construction, except as a blended finely divided mineral product according to Article 1010.06.”

Add the following article to Section 1010 of the Standard Specifications:

“1010.06 Blended Finely Divided Minerals. Blended finely divided minerals shall be the product resulting from the blending or intergrinding of two or three finely divided minerals. Blended finely divided minerals shall be according to ASTM C 1697, except as follows.

- (a) Blending shall be accomplished by mechanically or pneumatically intermixing the constituent finely divided minerals into a uniform mixture that is then discharged into a silo for storage or tanker for transportation.
- (b) The blended finely divided mineral product will be classified according to its predominant constituent or the manufacturer’s designation and shall meet the chemical requirements of its classification. The other finely divided mineral constituent(s) will not be required to conform to their individual standards.”

80436

COMPENSABLE DELAY COSTS (BDE)

Effective: June 2, 2017

Revised: April 1, 2019

Revise Article 107.40(b) of the Standard Specifications to read:

“(b) Compensation. Compensation will not be allowed for delays, inconveniences, or damages sustained by the Contractor from conflicts with facilities not meeting the above definition; or if a conflict with a utility in an unanticipated location does not cause a shutdown of the work or a documentable reduction in the rate of progress exceeding the limits set herein. The provisions of Article 104.03 notwithstanding, compensation for delays caused by a utility in an unanticipated location will be paid according to the provisions of this Article governing minor and major delays or reduced rate of production which are defined as follows.

- (1) Minor Delay. A minor delay occurs when the work in conflict with the utility in an unanticipated location is completely stopped for more than two hours, but not to exceed two weeks.
- (2) Major Delay. A major delay occurs when the work in conflict with the utility in an unanticipated location is completely stopped for more than two weeks.
- (3) Reduced Rate of Production Delay. A reduced rate of production delay occurs when the rate of production on the work in conflict with the utility in an unanticipated location decreases by more than 25 percent and lasts longer than seven calendar days.”

Revise Article 107.40(c) of the Standard Specifications to read:

“(c) Payment. Payment for Minor, Major, and Reduced Rate of Production Delays will be made as follows.

- (1) Minor Delay. Labor idled which cannot be used on other work will be paid for according to Article 109.04(b)(1) and (2) for the time between start of the delay and the minimum remaining hours in the work shift required by the prevailing practice in the area.

Equipment idled which cannot be used on other work, and which is authorized to standby on the project site by the Engineer, will be paid for according to Article 109.04(b)(4).

- (2) Major Delay. Labor will be the same as for a minor delay.

Equipment will be the same as for a minor delay, except Contractor-owned equipment will be limited to two weeks plus the cost of move-out to either the

Contractor's yard or another job and the cost to re-mobilize, whichever is less. Rental equipment may be paid for longer than two weeks provided the Contractor presents adequate support to the Department (including lease agreement) to show retaining equipment on the job is the most economical course to follow and in the public interest.

- (3) Reduced Rate of Production Delay. The Contractor will be compensated for the reduced productivity for labor and equipment time in excess of the 25 percent threshold for that portion of the delay in excess of seven calendar days. Determination of compensation will be in accordance with Article 104.02, except labor and material additives will not be permitted.

Payment for escalated material costs, escalated labor costs, extended project overhead, and extended traffic control will be determined according to Article 109.13.”

Revise Article 108.04(b) of the Standard Specifications to read:

“(b) No working day will be charged under the following conditions.

- (1) When adverse weather prevents work on the controlling item.
- (2) When job conditions due to recent weather prevent work on the controlling item.
- (3) When conduct or lack of conduct by the Department or its consultants, representatives, officers, agents, or employees; delay by the Department in making the site available; or delay in furnishing any items required to be furnished to the Contractor by the Department prevents work on the controlling item.
- (4) When delays caused by utility or railroad adjustments prevent work on the controlling item.
- (5) When strikes, lock-outs, extraordinary delays in transportation, or inability to procure critical materials prevent work on the controlling item, as long as these delays are not due to any fault of the Contractor.
- (6) When any condition over which the Contractor has no control prevents work on the controlling item.”

Revise Article 109.09(f) of the Standard Specifications to read:

“(f) Basis of Payment. After resolution of a claim in favor of the Contractor, any adjustment in time required for the work will be made according to Section 108. Any adjustment in the costs to be paid will be made for direct labor, direct materials, direct equipment, direct jobsite overhead, direct offsite overhead, and other direct costs allowed by the resolution. Adjustments in costs will not be made for interest charges, loss of anticipated profit, undocumented loss of efficiency, home office overhead and unabsorbed overhead

other than as allowed by Article 109.13, lost opportunity, preparation of claim expenses and other consequential indirect costs regardless of method of calculation.

The above Basis of Payment is an essential element of the contract and the claim cost recovery of the Contractor shall be so limited.”

Add the following to Section 109 of the Standard Specifications.

“109.13 Payment for Contract Delay. Compensation for escalated material costs, escalated labor costs, extended project overhead, and extended traffic control will be allowed when such costs result from a delay meeting the criteria in the following table.

Contract Type	Cause of Delay	Length of Delay
Working Days	Article 108.04(b)(3) or Article 108.04(b)(4)	No working days have been charged for two consecutive weeks.
Completion Date	Article 108.08(b)(1) or Article 108.08(b)(7)	The Contractor has been granted a minimum two week extension of contract time, according to Article 108.08.

Payment for each of the various costs will be according to the following.

- (a) Escalated Material and/or Labor Costs. When the delay causes work, which would have otherwise been completed, to be done after material and/or labor costs have increased, such increases will be paid. Payment for escalated material costs will be limited to the increased costs substantiated by documentation furnished by the Contractor. Payment for escalated labor costs will be limited to those items in Article 109.04(b)(1) and (2), except the 35 percent and 10 percent additives will not be permitted.
- (b) Extended Project Overhead. For the duration of the delay, payment for extended project overhead will be paid as follows.
 - (1) Direct Jobsite and Offsite Overhead. Payment for documented direct jobsite overhead and documented direct offsite overhead, including onsite supervisory and administrative personnel, will be allowed according to the following table.

Original Contract Amount	Supervisory and Administrative Personnel
Up to \$5,000,000	One Project Superintendent
Over \$ 5,000,000 - up to \$25,000,000	One Project Manager, One Project Superintendent or Engineer, and One Clerk
Over \$25,000,000 - up to \$50,000,000	One Project Manager, One Project Superintendent, One Engineer, and

	One Clerk
Over \$50,000,000	One Project Manager, Two Project Superintendents, One Engineer, and One Clerk

(2) Home Office and Unabsorbed Overhead. Payment for home office and unabsorbed overhead will be calculated as 8 percent of the total delay cost.

(c) Extended Traffic Control. Traffic control required for an extended period of time due to the delay will be paid for according to Article 109.04.

When an extended traffic control adjustment is paid under this provision, an adjusted unit price as provided for in Article 701.20(a) for increase or decrease in the value of work by more than ten percent will not be paid.

Upon payment for a contract delay under this provision, the Contractor shall assign subrogation rights to the Department for the Department's efforts of recovery from any other party for monies paid by the Department as a result of any claim under this provision. The Contractor shall fully cooperate with the Department in its efforts to recover from another party any money paid to the Contractor for delay damages under this provision."

80384

CONSTRUCTION AIR QUALITY – DIESEL RETROFIT (BDE)

Effective: June 1, 2010

Revised: November 1, 2014

The reduction of emissions of particulate matter (PM) for off-road equipment shall be accomplished by installing retrofit emission control devices. The term “equipment” refers to diesel fuel powered devices rated at 50 hp and above, to be used on the jobsite in excess of seven calendar days over the course of the construction period on the jobsite (including rental equipment).

Contractor and subcontractor diesel powered off-road equipment assigned to the contract shall be retrofitted using the phased in approach shown below. Equipment that is of a model year older than the year given for that equipment’s respective horsepower range shall be retrofitted:

Effective Dates	Horsepower Range	Model Year
June 1, 2010 ^{1/}	600-749	2002
	750 and up	2006
June 1, 2011 ^{2/}	100-299	2003
	300-599	2001
	600-749	2002
	750 and up	2006
June 1, 2012 ^{2/}	50-99	2004
	100-299	2003
	300-599	2001
	600-749	2002
	750 and up	2006

1/ Effective dates apply to Contractor diesel powered off-road equipment assigned to the contract.

2/ Effective dates apply to Contractor and subcontractor diesel powered off-road equipment assigned to the contract.

The retrofit emission control devices shall achieve a minimum PM emission reduction of 50 percent and shall be:

- a) Included on the U.S. Environmental Protection Agency (USEPA) *Verified Retrofit Technology List* (<http://www.epa.gov/cleandiesel/verification/verif-list.htm>), or verified by the California Air Resources Board (CARB) (<http://www.arb.ca.gov/diesel/verdev/vt/cvt.htm>); or
- b) Retrofitted with a non-verified diesel retrofit emission control device if verified retrofit emission control devices are not available for equipment proposed to be used on the project, and if the Contractor has obtained a performance certification from the retrofit

device manufacturer that the emission control device provides a minimum PM emission reduction of 50 percent.

Note: Large cranes (Crawler mounted cranes) which are responsible for critical lift operations are exempt from installing retrofit emission control devices if such devices adversely affect equipment operation.

Diesel powered off-road equipment with engine ratings of 50 hp and above, which are unable to be retrofitted with verified emission control devices or if performance certifications are not available which will achieve a minimum 50 percent PM reduction, may be granted a waiver by the Department if documentation is provided showing good faith efforts were made by the Contractor to retrofit the equipment.

Construction shall not proceed until the Contractor submits a certified list of the diesel powered off-road equipment that will be used, and as necessary, retrofitted with emission control devices. The list(s) shall include (1) the equipment number, type, make, Contractor/rental company name; and (2) the emission control devices make, model, USEPA or CARB verification number, or performance certification from the retrofit device manufacturer. Equipment reported as fitted with emissions control devices shall be made available to the Engineer for visual inspection of the device installation, prior to being used on the jobsite.

The Contractor shall submit an updated list of retrofitted off-road construction equipment as retrofitted equipment changes or comes on to the jobsite. The addition or deletion of any diesel powered equipment shall be included on the updated list.

If any diesel powered off-road equipment is found to be in non-compliance with any portion of this special provision, the Engineer will issue the Contractor a diesel retrofit deficiency deduction.

Any costs associated with retrofitting any diesel powered off-road equipment with emission control devices shall be considered as included in the contract unit prices bid for the various items of work involved and no additional compensation will be allowed. The Contractor's compliance with this notice and any associated regulations shall not be grounds for a claim.

Diesel Retrofit Deficiency Deduction

When the Engineer determines that a diesel retrofit deficiency exists, a daily monetary deduction will be imposed for each calendar day or fraction thereof the deficiency continues to exist. The calendar day(s) will begin when the time period for correction is exceeded and end with the Engineer's written acceptance of the correction. The daily monetary deduction will be \$1,000.00 for each deficiency identified.

The deficiency will be based on lack of diesel retrofit emissions control.

If a Contractor accumulates three diesel retrofit deficiency deductions for the same piece of equipment in a contract period, the Contractor will be shutdown until the deficiency is corrected.

Such a shutdown will not be grounds for any extension of the contract time, waiver of penalties, or be grounds for any claim.

80261

DISADVANTAGED BUSINESS ENTERPRISE PARTICIPATION (BDE)

Effective: September 1, 2000

Revised: March 2, 2019

FEDERAL OBLIGATION. The Department of Transportation, as a recipient of federal financial assistance, is required to take all necessary and reasonable steps to ensure nondiscrimination in the award and administration of contracts. Consequently, the federal regulatory provisions of 49 CFR Part 26 apply to this contract concerning the utilization of disadvantaged business enterprises. For the purposes of this Special Provision, a disadvantaged business enterprise (DBE) means a business certified by the Department in accordance with the requirements of 49 CFR Part 26 and listed in the Illinois Unified Certification Program (IL UCP) DBE Directory.

STATE OBLIGATION. This Special Provision will also be used by the Department to satisfy the requirements of the Business Enterprise for Minorities, Females, and Persons with Disabilities Act, 30 ILCS 575. When this Special Provision is used to satisfy state law requirements on 100 percent state-funded contracts, the federal government has no involvement in such contracts (not a federal-aid contract) and no responsibility to oversee the implementation of this Special Provision by the Department on those contracts. DBE participation on 100 percent state-funded contracts will not be credited toward fulfilling the Department's annual overall DBE goal required by the US Department of Transportation to comply with the federal DBE program requirements.

CONTRACTOR ASSURANCE. The Contractor makes the following assurance and agrees to include the assurance in each subcontract the Contractor signs with a subcontractor.

The Contractor, subrecipient, or subcontractor shall not discriminate on the basis of race, color, national origin, or sex in the performance of this contract. The Contractor shall carry out applicable requirements of 49 CFR Part 26 in the award and administration of contracts funded in whole or in part with federal or state funds. Failure by the Contractor to carry out these requirements is a material breach of this contract, which may result in the termination of this contract or such other remedy as the recipient deems appropriate, which may include, but is not limited to:

- (a) Withholding progress payments;
- (b) Assessing sanctions;
- (c) Liquidated damages; and/or
- (d) Disqualifying the Contractor from future bidding as non-responsible.

OVERALL GOAL SET FOR THE DEPARTMENT. As a requirement of compliance with 49 CFR Part 26, the Department has set an overall goal for DBE participation in its federally assisted contracts. That goal applies to all federal-aid funds the Department will expend in its federally assisted contracts for the subject reporting fiscal year. The Department is required to make a

good faith effort to achieve the overall goal. The dollar amount paid to all approved DBE companies performing work called for in this contract is eligible to be credited toward fulfillment of the Department's overall goal.

CONTRACT GOAL TO BE ACHIEVED BY THE CONTRACTOR. This contract includes a specific DBE utilization goal established by the Department. The goal has been included because the Department has determined the work of this contract has subcontracting opportunities that may be suitable for performance by DBE companies. The determination is based on an assessment of the type of work, the location of the work, and the availability of DBE companies to do a part of the work. The assessment indicates, in the absence of unlawful discrimination and in an arena of fair and open competition, DBE companies can be expected to perform 22.00 % of the work. This percentage is set as the DBE participation goal for this contract. Consequently, in addition to the other award criteria established for this contract, the Department will only award this contract to a bidder who makes a good faith effort to meet this goal of DBE participation in the performance of the work. A bidder makes a good faith effort for award consideration if either of the following is done in accordance with the procedures set for in this Special Provision:

- (a) The bidder documents enough DBE participation has been obtained to meet the goal or,
- (b) The bidder documents a good faith effort has been made to meet the goal, even though the effort did not succeed in obtaining enough DBE participation to meet the goal.

DBE LOCATOR REFERENCES. Bidders shall consult the IL UCP DBE Directory as a reference source for DBE-certified companies. In addition, the Department maintains a letting and item specific DBE locator information system whereby DBE companies can register their interest in providing quotes on particular bid items advertised for letting. Information concerning DBE companies willing to quote work for particular contracts may be obtained by contacting the Department's Bureau of Small Business Enterprises at telephone number (217) 785-4611, or by visiting the Department's website at:

<http://www.idot.illinois.gov/doing-business/certifications/disadvantaged-business-enterprise-certification/il-ucp-directory/index>.

BIDDING PROCEDURES. Compliance with this Special Provision is a material bidding requirement and failure of the bidder to comply will render the bid not responsive.

The bidder shall submit a DBE Utilization Plan (form SBE 2026), and a DBE Participation Statement (form SBE 2025) for each DBE company proposed for the performance of work to achieve the contract goal, with the bid. If the Utilization Plan indicates the contract goal will not be met, documentation of good faith efforts shall also be submitted. The documentation of good faith efforts must include copies of each DBE and non-DBE subcontractor quote submitted to the bidder when a non-DBE subcontractor is selected over a DBE for work on the contract. The required forms and documentation must be submitted as a single .pdf file using the "Integrated Contractor Exchange (iCX)" application within the Department's "EBids System".

The Department will not accept a Utilization Plan if it does not meet the bidding procedures set forth herein and the bid will be declared not responsive. In the event the bid is declared not responsive, the Department may elect to cause the forfeiture of the penal sum of the bidder's proposal guaranty and may deny authorization to bid the project if re-advertised for bids.

GOOD FAITH EFFORT PROCEDURES. The contract will not be awarded until the Utilization Plan is approved. All information submitted by the bidder must be complete, accurate and adequately document enough DBE participation has been obtained or document the good faith efforts of the bidder, in the event enough DBE participation has not been obtained, before the Department will commit to the performance of the contract by the bidder. The Utilization Plan will be approved by the Department if the Utilization Plan documents sufficient commercially useful DBE work to meet the contract goal or the bidder submits sufficient documentation of a good faith effort to meet the contract goal pursuant to 49 CFR Part 26, Appendix A. This means the bidder must show that all necessary and reasonable steps were taken to achieve the contract goal. Necessary and reasonable steps are those which, by their scope, intensity and appropriateness to the objective, could reasonably be expected to obtain sufficient DBE participation, even if they were not successful. The Department will consider the quality, quantity, and intensity of the kinds of efforts the bidder has made. Mere *pro forma* efforts, in other words efforts done as a matter of form, are not good faith efforts; rather, the bidder is expected to have taken genuine efforts that would be reasonably expected of a bidder actively and aggressively trying to obtain DBE participation sufficient to meet the contract goal.

- (a) The following is a list of types of action that the Department will consider as part of the evaluation of the bidder's good faith efforts to obtain participation. These listed factors are not intended to be a mandatory checklist and are not intended to be exhaustive. Other factors or efforts brought to the attention of the Department may be relevant in appropriate cases and will be considered by the Department.
 - (1) Soliciting through all reasonable and available means (e.g. attendance at pre-bid meetings, advertising and/or written notices) the interest of all certified DBE companies that have the capability to perform the work of the contract. The bidder must solicit this interest within sufficient time to allow the DBE companies to respond to the solicitation. The bidder must determine with certainty if the DBE companies are interested by taking appropriate steps to follow up initial solicitations.
 - (2) Selecting portions of the work to be performed by DBE companies in order to increase the likelihood that the DBE goals will be achieved. This includes, where appropriate, breaking out contract work items into economically feasible units to facilitate DBE participation, even when the Contractor might otherwise prefer to perform these work items with its own forces.
 - (3) Providing interested DBE companies with adequate information about the plans, specifications, and requirements of the contract in a timely manner to assist them in responding to a solicitation.

- (4) a. Negotiating in good faith with interested DBE companies. It is the bidder's responsibility to make a portion of the work available to DBE subcontractors and suppliers and to select those portions of the work or material needs consistent with the available DBE subcontractors and suppliers, so as to facilitate DBE participation. Evidence of such negotiation includes the names, addresses, and telephone numbers of DBE companies that were considered; a description of the information provided regarding the plans and specifications for the work selected for subcontracting; and evidence as to why additional agreements could not be reached for DBE companies to perform the work.
 - b. A bidder using good business judgment would consider a number of factors in negotiating with subcontractors, including DBE subcontractors, and would take a firm's price and capabilities as well as contract goals into consideration. However, the fact that there may be some additional costs involved in finding and using DBE companies is not in itself sufficient reason for a bidder's failure to meet the contract DBE goal, as long as such costs are reasonable. Also the ability or desire of a bidder to perform the work of a contract with its own organization does not relieve the bidder of the responsibility to make good faith efforts. Bidders are not, however, required to accept higher quotes from DBE companies if the price difference is excessive or unreasonable. In accordance with the above Bidding Procedures, the documentation of good faith efforts must include copies of each DBE and non-DBE subcontractor quote submitted to the bidder when a non-DBE subcontractor was selected over a DBE for work on the contract.
- (5) Not rejecting DBE companies as being unqualified without sound reasons based on a thorough investigation of their capabilities. The bidder's standing within its industry, membership in specific groups, organizations, or associations and political or social affiliations (for example union vs. non-union employee status) are not legitimate causes for the rejection or non-solicitation of bids in the bidder's efforts to meet the project goal.
 - (6) Making efforts to assist interested DBE companies in obtaining bonding, lines of credit, or insurance as required by the recipient or Contractor.
 - (7) Making efforts to assist interested DBE companies in obtaining necessary equipment, supplies, materials, or related assistance or services.
 - (8) Effectively using the services of available minority/women community organizations; minority/women contractors' groups; local, state, and federal minority/women business assistance offices; and other organizations as allowed on a case-by-case basis to provide assistance in the recruitment and placement of DBE companies.
- (b) If the Department determines the bidder has made a good faith effort to secure the work commitment of DBE companies to meet the contract goal, the Department will award the contract provided it is otherwise eligible for award. If the Department determines the

bidder has failed to meet the requirements of this Special Provision or that a good faith effort has not been made, the Department will notify the responsible company official designated in the Utilization Plan that the bid is not responsive. The notification will also include a statement of reasons for the adverse determination. If the Utilization Plan is not approved because it is deficient as a technical matter, unless waived by the Department, the bidder will be notified and will be allowed no more than a five calendar day period to cure the deficiency.

- (c) The bidder may request administrative reconsideration of an adverse determination by emailing the Department at "DOT.DBE.UP@illinois.gov" within the five calendar days after the receipt of the notification of the determination. The determination shall become final if a request is not made on or before the fifth calendar day. A request may provide additional written documentation or argument concerning the issues raised in the determination statement of reasons, provided the documentation and arguments address efforts made prior to submitting the bid. The request will be reviewed by the Department's Reconsideration Officer. The Reconsideration Officer will extend an opportunity to the bidder to meet in person to consider all issues of documentation and whether the bidder made a good faith effort to meet the goal. After the review by the Reconsideration Officer, the bidder will be sent a written decision within ten working days after receipt of the request for reconsideration, explaining the basis for finding that the bidder did or did not meet the goal or make adequate good faith efforts to do so. A final decision by the Reconsideration Officer that a good faith effort was made shall approve the Utilization Plan submitted by the bidder and shall clear the contract for award. A final decision that a good faith effort was not made shall render the bid not responsive.

CALCULATING DBE PARTICIPATION. The Utilization Plan values represent work anticipated to be performed and paid for upon satisfactory completion. The Department is only able to count toward the achievement of the overall goal and the contract goal the value of payments made for the work actually performed by DBE companies. In addition, a DBE must perform a commercially useful function on the contract to be counted. A commercially useful function is generally performed when the DBE is responsible for the work and is carrying out its responsibilities by actually performing, managing, and supervising the work involved. The Department and Contractor are governed by the provisions of 49 CFR Part 26.55(c) on questions of commercially useful functions as it affects the work. Specific counting guidelines are provided in 49 CFR Part 26.55, the provisions of which govern over the summary contained herein.

- (a) DBE as the Contractor: 100 percent goal credit for that portion of the work performed by the DBE's own forces, including the cost of materials and supplies. Work that a DBE subcontracts to a non-DBE does not count toward the DBE goals.
- (b) DBE as a joint venture Contractor: 100 percent goal credit for that portion of the total dollar value of the contract equal to the distinct, clearly defined portion of the work performed by the DBE's own forces.

- (c) DBE as a subcontractor: 100 percent goal credit for the work of the subcontract performed by the DBE's own forces, including the cost of materials and supplies, excluding the purchase of materials and supplies or the lease of equipment by the DBE subcontractor from the Contractor or its affiliates. Work that a DBE subcontractor in turn subcontracts to a non-DBE does not count toward the DBE goal.
- (d) DBE as a trucker: 100 percent goal credit for trucking participation provided the DBE is responsible for the management and supervision of the entire trucking operation for which it is responsible. At least one truck owned, operated, licensed, and insured by the DBE must be used on the contract. Credit will be given for the following:
 - (1) The DBE may lease trucks from another DBE firm, including an owner-operator who is certified as a DBE. The DBE who leases trucks from another DBE receives credit for the total value of the transportation services the lessee DBE provides on the contract.
 - (2) The DBE may also lease trucks from a non-DBE firm, including from an owner-operator. The DBE who leases trucks from a non-DBE is entitled to credit only for the fee or commission it receives as a result of the lease arrangement.
- (e) DBE as a material supplier:
 - (1) 60 percent goal credit for the cost of the materials or supplies purchased from a DBE regular dealer.
 - (2) 100 percent goal credit for the cost of materials or supplies obtained from a DBE manufacturer.
 - (3) 100 percent credit for the value of reasonable fees and commissions for the procurement of materials and supplies if not a DBE regular dealer or DBE manufacturer.

CONTRACT COMPLIANCE. Compliance with this Special Provision is an essential part of the contract. The Department is prohibited by federal regulations from crediting the participation of a DBE included in the Utilization Plan toward either the contract goal or the Department's overall goal until the amount to be applied toward the goals has been paid to the DBE. The following administrative procedures and remedies govern the compliance by the Contractor with the contractual obligations established by the Utilization Plan. After approval of the Utilization Plan and award of the contract, the Utilization Plan and individual DBE Participation Statements become part of the contract. If the Contractor did not succeed in obtaining enough DBE participation to achieve the advertised contract goal, and the Utilization Plan was approved and contract awarded based upon a determination of good faith, the total dollar value of DBE work calculated in the approved Utilization Plan as a percentage of the awarded contract value shall become the amended contract goal. All work indicated for performance by an approved DBE shall be performed, managed, and supervised by the DBE executing the DBE Participation Commitment Statement.

- (a) NO AMENDMENT. No amendment to the Utilization Plan may be made without prior written approval from the Department's Bureau of Small Business Enterprises. All requests for amendment to the Utilization Plan shall be emailed to the Department at DOT.DBE.UP@illinois.gov.
- (b) CHANGES TO WORK. Any deviation from the DBE condition-of-award or contract plans, specifications, or special provisions must be approved, in writing, by the Department as provided elsewhere in the Contract. The Contractor shall notify affected DBEs in writing of any changes in the scope of work which result in a reduction in the dollar amount condition-of-award to the contract. Where the revision includes work committed to a new DBE subcontractor, not previously involved in the project, then a Request for Approval of Subcontractor, Department form BC 260A or AER 260A, must be signed and submitted. If the commitment of work is in the form of additional tasks assigned to an existing subcontract, a new Request for Approval of Subcontractor will not be required. However, the Contractor must document efforts to assure the existing DBE subcontractor is capable of performing the additional work and has agreed in writing to the change.
- (c) SUBCONTRACT. The Contractor must provide copies of DBE subcontracts to the Department upon request. Subcontractors shall ensure that all lower tier subcontracts or agreements with DBEs to supply labor or materials be performed in accordance with this Special Provision.
- (d) ALTERNATIVE WORK METHODS. In addition to the above requirements for reductions in the condition of award, additional requirements apply to the two cases of Contractor-initiated work substitution proposals. Where the contract allows alternate work methods which serve to delete or create underruns in condition of award DBE work, and the Contractor selects that alternate method or, where the Contractor proposes a substitute work method or material that serves to diminish or delete work committed to a DBE and replace it with other work, then the Contractor must demonstrate one of the following:
- (1) The replacement work will be performed by the same DBE (as long as the DBE is certified in the respective item of work) in a modification of the condition of award; or
 - (2) The DBE is aware its work will be deleted or will experience underruns and has agreed in writing to the change. If this occurs, the Contractor shall substitute other work of equivalent value to a certified DBE or provide documentation of good faith efforts to do so; or
 - (3) The DBE is not capable of performing the replacement work or has declined to perform the work at a reasonable competitive price. If this occurs, the Contractor shall substitute other work of equivalent value to a certified DBE or provide documentation of good faith efforts to do so.

- (e) TERMINATION AND REPLACEMENT PROCEDURES. The Contractor shall not terminate or replace a DBE listed on the approved Utilization Plan, or perform with other forces work designated for a listed DBE except as provided in this Special Provision. The Contractor shall utilize the specific DBEs listed to perform the work and supply the materials for which each is listed unless the Contractor obtains the Department's written consent as provided in subsection (a) of this part. Unless Department consent is provided for termination of a DBE subcontractor, the Contractor shall not be entitled to any payment for work or material unless it is performed or supplied by the DBE in the Utilization Plan.

As stated above, the Contractor shall not terminate or replace a DBE subcontractor listed in the approved Utilization Plan without prior written consent. This includes, but is not limited to, instances in which the Contractor seeks to perform work originally designated for a DBE subcontractor with its own forces or those of an affiliate, a non-DBE firm, or with another DBE firm. Written consent will be granted only if the Bureau of Small Business Enterprises agrees, for reasons stated in its concurrence document, that the Contractor has good cause to terminate or replace the DBE firm. Before transmitting to the Bureau of Small Business Enterprises any request to terminate and/or substitute a DBE subcontractor, the Contractor shall give notice in writing to the DBE subcontractor, with a copy to the Bureau, of its intent to request to terminate and/or substitute, and the reason for the request. The Contractor shall give the DBE five days to respond to the Contractor's notice. The DBE so notified shall advise the Bureau and the Contractor of the reasons, if any, why it objects to the proposed termination of its subcontract and why the Bureau should not approve the Contractor's action. If required in a particular case as a matter of public necessity, the Bureau may provide a response period shorter than five days.

For purposes of this paragraph, good cause includes the following circumstances:

- (1) The listed DBE subcontractor fails or refuses to execute a written contract;
- (2) The listed DBE subcontractor fails or refuses to perform the work of its subcontract in a way consistent with normal industry standards. Provided, however, that good cause does not exist if the failure or refusal of the DBE subcontractor to perform its work on the subcontract results from the bad faith or discriminatory action of the Contractor;
- (3) The listed DBE subcontractor fails or refuses to meet the Contractor's reasonable, nondiscriminatory bond requirements;
- (4) The listed DBE subcontractor becomes bankrupt, insolvent, or exhibits credit unworthiness;
- (5) The listed DBE subcontractor is ineligible to work on public works projects because of suspension and debarment proceedings pursuant 2 CFR Parts 180, 215 and 1200 or applicable state law.

- (6) The Contractor has determined the listed DBE subcontractor is not a responsible contractor;
- (7) The listed DBE subcontractor voluntarily withdraws from the projects and provides written notice to the Contractor of its withdrawal;
- (8) The listed DBE is ineligible to receive DBE credit for the type of work required;
- (9) A DBE owner dies or becomes disabled with the result that the listed DBE subcontractor is unable to complete its work on the contract;
- (10) Other documented good cause that compels the termination of the DBE subcontractor. Provided, that good cause does not exist if the Contractor seeks to terminate a DBE it relied upon to obtain the contract so that the Contractor can self-perform the work for which the DBE contractor was engaged or so that the Contractor can substitute another DBE or non-DBE contractor after contract award.

When a DBE is terminated or fails to complete its work on the Contract for any reason, the Contractor shall make a good faith effort to find another DBE to substitute for the original DBE to perform at least the same amount of work under the contract as the terminated DBE to the extent needed to meet the established Contract goal. The good faith efforts shall be documented by the Contractor. If the Department requests documentation under this provision, the Contractor shall submit the documentation within seven days, which may be extended for an additional seven days if necessary at the request of the Contractor. The Department will provide a written determination to the Contractor stating whether or not good faith efforts have been demonstrated.

- (f) FINAL PAYMENT. After the performance of the final item of work or delivery of material by a DBE and final payment therefore to the DBE by the Contractor, but not later than 30 calendar days after payment has been made by the Department to the Contractor for such work or material, the Contractor shall submit a DBE Payment Agreement on Department form SBE 2115 to the Resident Engineer. If full and final payment has not been made to the DBE, the DBE Payment Agreement shall indicate whether a disagreement as to the payment required exists between the Contractor and the DBE or if the Contractor believes the work has not been satisfactorily completed. If the Contractor does not have the full amount of work indicated in the Utilization Plan performed by the DBE companies indicated in the Utilization Plan and after good faith efforts are reviewed, the Department may deduct from contract payments to the Contractor the amount of the goal not achieved as liquidated and ascertained damages. The Contractor may request an administrative reconsideration of any amount deducted as damages pursuant to subsection (h) of this part.
- (g) ENFORCEMENT. The Department reserves the right to withhold payment to the Contractor to enforce the provisions of this Special Provision. Final payment shall not be

made on the contract until such time as the Contractor submits sufficient documentation demonstrating achievement of the goal in accordance with this Special Provision or after liquidated damages have been determined and collected.

- (h) RECONSIDERATION. Notwithstanding any other provision of the contract, including but not limited to Article 109.09 of the Standard Specifications, the Contractor may request administrative reconsideration of a decision to deduct the amount of the goal not achieved as liquidated damages. A request to reconsider shall be delivered to the Contract Compliance Section and shall be handled and considered in the same manner as set forth in paragraph (c) of "Good Faith Effort Procedures" of this Special Provision, except a final decision that a good faith effort was not made during contract performance to achieve the goal agreed to in the Utilization Plan shall be the final administrative decision of the Department. The result of the reconsideration process is not administratively appealable to the U.S. Department of Transportation.

80029

HOT-MIX ASPHALT – PATCHING (BDE)

Effective: April 1, 2022

Replace Article 442.08(b) of the Standard Specifications with the following:

“(b) Density. The density of the compacted HMA shall be according to Articles 1030.06, 1030.09(b), 1030.09(c), and 1030.09(f).”

80444

PORTLAND CEMENT CONCRETE – HAUL TIME (BDE)

Effective: July 1, 2020

Revise Article 1020.11(a)(7) of the Standard Specifications to read:

“(7) Haul Time. Haul time shall begin when the delivery ticket is stamped. The delivery ticket shall be stamped no later than five minutes after the addition of the mixing water to the cement, or after the addition of the cement to the aggregate when the combined aggregates contain free moisture in excess of two percent by weight (mass). If more than one batch is required for charging a truck using a stationary mixer, the time of haul shall start with mixing of the first batch. Haul time shall end when the truck is emptied for incorporation of the concrete into the work. The maximum haul time shall be as follows.

Concrete Temperature at Point of Discharge, °F (°C)	Maximum Haul Time ^{1/} (minutes)	
	Truck Mixer or Truck Agitator	Nonagitator Truck
50 - 64 (10 - 17.5)	90	45
> 64 (> 17.5) - without retarder	60	30
> 64 (> 17.5) - with retarder	90	45

1/ To encourage start-up testing for mix adjustments at the plant, the first two trucks will be allowed an additional 15 minutes haul time whenever such testing is performed.

For a mixture which is not mixed on the jobsite, a delivery ticket shall be required for each load. The following information shall be recorded on each delivery ticket: (1) ticket number; (2) name of producer and plant location; (3) contract number; (4) name of Contractor; (5) stamped date and time batched; (6) truck number; (7) quantity batched; (8) amount of admixture(s) in the batch; (9) amount of water in the batch; and (10) Department mix design number.

For concrete mixed in jobsite stationary mixers, the above delivery ticket may be waived, but a method of verifying the haul time shall be established to the satisfaction of the Engineer.”

80430

SUBCONTRACTOR AND DBE PAYMENT REPORTING (BDE)

Effective: April 2, 2018

Add the following to Section 109 of the Standard Specifications.

“109.14 Subcontractor and Disadvantaged Business Enterprise Payment Reporting.
The Contractor shall report all payments made to the following parties:

- (a) first tier subcontractors;
- (b) lower tier subcontractors affecting disadvantaged business enterprise (DBE) goal credit;
- (c) material suppliers or trucking firms that are part of the Contractor’s submitted DBE utilization plan.

The report shall be made through the Department’s on-line subcontractor payment reporting system within 21 days of making the payment.”

80397

SUBCONTRACTOR MOBILIZATION PAYMENTS (BDE)

Effective: November 2, 2017

Revised: April 1, 2019

Replace the second paragraph of Article 109.12 of the Standard Specifications with the following:

“This mobilization payment shall be made at least seven days prior to the subcontractor starting work. The amount paid shall be at the following percentage of the amount of the subcontract reported on form BC 260A submitted for the approval of the subcontractor’s work.

Value of Subcontract Reported on Form BC 260A	Mobilization Percentage
Less than \$10,000	25%
\$10,000 to less than \$20,000	20%
\$20,000 to less than \$40,000	18%
\$40,000 to less than \$60,000	16%
\$60,000 to less than \$80,000	14%
\$80,000 to less than \$100,000	12%
\$100,000 to less than \$250,000	10%
\$250,000 to less than \$500,000	9%
\$500,000 to \$750,000	8%
Over \$750,000	7%”

80391

TRAINING SPECIAL PROVISIONS (BDE)

Effective: October 15, 1975

Revised: September 2, 2021

This Training Special Provision supersedes Section 7b of the Special Provision entitled "Specific Equal Employment Opportunity Responsibilities," and is in implementation of 23 U.S.C. 140(a).

As part of the Contractor's equal employment opportunity affirmative action program, training shall be provided as follows:

The Contractor shall provide on-the-job training aimed at developing full journeyman in the type of trade or job classification involved. The number of trainees to be trained under this contract will be 1. In the event the Contractor subcontracts a portion of the contract work, it shall determine how many, if any, of the trainees are to be trained by the subcontractor, provided however, that the Contractor shall retain the primary responsibility for meeting the training requirements imposed by this special provision. The Contractor shall also ensure that this Training Special Provision is made applicable to such subcontract. Where feasible, 25 percent of apprentices or trainees in each occupation shall be in their first year of apprenticeship or training.

The number of trainees shall be distributed among the work classifications on the basis of the Contractor's needs and the availability of journeymen in the various classifications within the reasonable area of recruitment. Prior to commencing construction, the Contractor shall submit to the Illinois Department of Transportation for approval the number of trainees to be trained in each selected classification and training program to be used. Furthermore, the Contractor shall specify the starting time for training in each of the classifications. The Contractor will be credited for each trainee it employs on the contract work who is currently enrolled or becomes enrolled in an approved program and will be reimbursed for such trainees as provided hereinafter.

Training and upgrading of minorities and women toward journeyman status is a primary objective of this Training Special Provision. Accordingly, the Contractor shall make every effort to enroll minority trainees and women (e.g. by conducting systematic and direct recruitment through public and private sources likely to yield minority and women trainees) to the extent such persons are available within a reasonable area of recruitment. The Contractor will be responsible for demonstrating the steps it has taken in pursuance thereof, prior to a determination as to whether the Contractor is in compliance with this Training Special Provision. This training commitment is not intended, and shall not be used, to discriminate against any applicant for training, whether a member of a minority group or not.

No employee shall be employed as a trainee in any classification in which he or she has successfully completed a training course leading to journeyman status or in which he or she has been employed as a journeyman. The Contractor should satisfy this requirement by including appropriate questions in the employee application or by other suitable means. Regardless of the method used, the Contractor's records should document the findings in each case.

The minimum length and type of training for each classification will be as established in the training program selected by the Contractor and approved by the Illinois Department of Transportation and the Federal Highway Administration. The Illinois Department of Transportation and the Federal Highway Administration shall approve a program, if it is reasonably calculated to meet the equal employment opportunity obligations of the Contractor and to qualify the average trainee for journeyman status in the classification concerned by the end of the training period. Furthermore, apprenticeship programs registered with the U.S. Department of Labor, Bureau of Apprenticeship and Training, or with a State apprenticeship agency recognized by the Bureau and training programs approved by not necessarily sponsored by the U.S. Department of Labor Employment Training Administration shall also be considered acceptable provided it is being administered in a manner consistent with the equal employment obligations of Federal-aid highway construction contracts. Approval or acceptance of a training program shall be obtained from the State prior to commencing work on the classification covered by the program. It is the intention of these provisions that training is to be provided in the construction crafts rather than clerk-typists or secretarial-type positions. Training is permissible in lower level management positions such as office engineers, estimators, timekeepers, etc., where the training is oriented toward construction applications. Training in the laborer classification may be permitted provided that significant and meaningful training is provided and approved by the Illinois Department of Transportation and the Federal Highway Administration. Some offsite training is permissible as long as the training is an integral part of an approved training program and does not comprise a significant part of the overall training.

Except as otherwise noted below, the Contractor will be reimbursed 80 cents per hour of training given an employee on this contract in accordance with an approved training program. As approved by the Engineer, reimbursement will be made for training of persons in excess of the number specified herein. This reimbursement will be made even though the Contractor receives additional training program funds from other sources, provided such other source does not specifically prohibit the Contractor from receiving other reimbursement. Reimbursement for offsite training indicated above may only be made to the Contractor where he does one or more of the following and the trainees are concurrently employed on a Federal-aid project; contributes to the cost of the training, provides the instruction to the trainee or pays the trainee's wages during the offsite training period.

No payment shall be made to the Contractor if either the failure to provide the required training, or the failure to hire the trainee as a journeyman, is caused by the Contractor and evidences a lack of good faith on the part of the Contractor in meeting the requirement of this Training Special Provision. It is normally expected that a trainee will begin his training on the project as soon as feasible after start of work utilizing the skill involved and remain on the project as long as training opportunities exist in his work classification or until he has completed his training program.

It is not required that all trainees be on board for the entire length of the contract. A Contractor will have fulfilled his responsibilities under this Training Special Provision if he has provided acceptable training to the number of trainees specified. The number trained shall be determined on the basis of the total number enrolled on the contract for a significant period.

Trainees will be paid at least 60 percent of the appropriate minimum journeyman's rate specified in the contract for the first half of the training period, 75 percent for the third quarter of the training period, and 90 percent for the last quarter of the training period, unless apprentices or trainees in an approved existing program are enrolled as trainees on this project. In that case, the appropriate rates approved by the Departments of Labor or Transportation in connection with the existing program shall apply to all trainees being trained for the same classification who are covered by this Training Special Provision.

The Contractor shall furnish the trainee a copy of the program he will follow in providing the training. The Contractor shall provide each trainee with a certification showing the type and length of training satisfactorily complete.

The Contractor shall provide for the maintenance of records and furnish periodic reports documenting its performance under this Training Special Provision.

For contracts with an awarded contract value of \$500,000 or more, the Contractor is required to comply with the Illinois Works Apprenticeship Initiative (30 ILCS 559/20-20 to 20-25) and all applicable administrative rules to the extent permitted by Section 20-20(g). For federally funded projects, the number of trainees to be trained under this contract, as stated in the Training Special Provisions, will be the established goal for the Illinois Works Apprenticeship Initiative 30 ILCS 559/20-20(g). The Contractor shall make a good faith effort to meet this goal. For federally funded projects, the Illinois Works Apprenticeship Initiative will be implemented using the FHWA approved OJT procedures. The Contractor must comply with the recordkeeping and reporting obligations of the Illinois Works Apprenticeship Initiative for the life of the project, including the certification as to whether the trainee/apprentice labor hour goals were met.

Method of Measurement. The unit of measurement is in hours.

Basis of Payment. This work will be paid for at the contract unit price of 80 cents per hour for TRAINEES. The estimated total number of hours, unit price, and total price have been included in the schedule of prices.

20338

WEEKLY DBE TRUCKING REPORTS (BDE)

Effective: June 2, 2012

Revised: November 1, 2021

The Contractor shall submit a weekly report of Disadvantaged Business Enterprise (DBE) trucks hired by the Contractor or subcontractors (i.e. not owned by the Contractor or subcontractors) that are used for DBE goal credit.

The report shall be submitted to the Engineer on Department form "SBE 723" within ten business days following the reporting period. The reporting period shall be Sunday through Saturday for each week reportable trucking activities occur.

Any costs associated with providing weekly DBE trucking reports shall be considered as included in the contract unit prices bid for the various items of work involved and no additional compensation will be allowed.

80302

WORK ZONE TRAFFIC CONTROL DEVICES (BDE)

Effective: March 2, 2020

Add the following to Article 701.03 of the Standard Specifications:

“(q) Temporary Sign Supports 1106.02”

Revise the third paragraph of Article 701.14 of the Standard Specifications to read:

“For temporary sign supports, the Contractor shall provide a FHWA eligibility letter for each device used on the contract. The letter shall provide information for the set-up and use of the device as well as a detailed drawing of the device. The signs shall be supported within 20 degrees of vertical. Weights used to stabilize signs shall be attached to the sign support per the manufacturer’s specifications.”

Revise the first paragraph of Article 701.15 of the Standard Specifications to read:

“**701.15 Traffic Control Devices.** For devices that must meet crashworthiness standards, the Contractor shall provide a manufacturer’s self-certification or a FHWA eligibility letter for each Category 1 device and a FHWA eligibility letter for each Category 2 and Category 3 device used on the contract. The self-certification or letter shall provide information for the set-up and use of the device as well as a detailed drawing of the device.”

Revise the first six paragraphs of Article 1106.02 of the Standard Specifications to read:

“**1106.02 Devices.** Work zone traffic control devices and combinations of devices shall meet crashworthiness standards for their respective categories. The categories are as follows.

Category 1 includes small, lightweight, channelizing and delineating devices that have been in common use for many years and are known to be crashworthy by crash testing of similar devices or years of demonstrable safe performance. These include cones, tubular markers, plastic drums, and delineators, with no attachments (e.g. lights). Category 1 devices manufactured after December 31, 2019 shall be MASH-16 compliant. Category 1 devices manufactured on or before December 31, 2019, and compliant with NCHRP 350 or MASH 2009, may be used on contracts let before December 31, 2024.

Category 2 includes devices that are not expected to produce significant vehicular velocity change but may otherwise be hazardous. These include vertical panels with lights, barricades, temporary sign supports, and Category 1 devices with attachments (e.g. drums with lights). Category 2 devices manufactured after December 31, 2019 shall be MASH-16 compliant. Category 2 devices manufactured on or before December 31, 2019, and compliant with NCHRP 350 or MASH 2009, may be used on contracts let before December 31, 2024.

Category 3 includes devices that are expected to cause significant velocity changes or other potentially harmful reactions to impacting vehicles. These include crash cushions (impact

attenuators), truck mounted attenuators, and other devices not meeting the definitions of Category 1 or 2. Category 3 devices manufactured after December 31, 2019 shall be MASH-16 compliant. Category 3 devices manufactured on or before December 31, 2019, and compliant with NCHRP 350 or MASH 2009, may be used on contracts let before December 31, 2029. Category 3 devices shall be crash tested for Test Level 3 or the test level specified.

Category 4 includes portable or trailer-mounted devices such as arrow boards, changeable message signs, temporary traffic signals, and area lighting supports. It is preferable for Category 4 devices manufactured after December 31, 2019 to be MASH-16 compliant; however, there are currently no crash tested devices in this category, so it remains exempt from the NCHRP 350 or MASH compliance requirement.

For each type of device, when no more than one MASH-16 compliant is available, an NCHRP 350 or MASH-2009 compliant device may be used, even if manufactured after December 31, 2019.”

Revise Articles 1106.02(g), 1106.02(k), and 1106.02(l) to read:

“(g) Truck Mounted/Trailer Mounted Attenuators. The attenuator shall be approved for use at Test Level 3. Test Level 2 may be used for normal posted speeds less than or equal to 45 mph.

(k) Temporary Water Filled Barrier. The water filled barrier shall be a lightweight plastic shell designed to accept water ballast and be on the Department’s qualified product list.

Shop drawings shall be furnished by the manufacturer and shall indicate the deflection of the barrier as determined by acceptance testing; the configuration of the barrier in that test; and the vehicle weight, velocity, and angle of impact of the deflection test. The Engineer shall be provided one copy of the shop drawings.

(l) Movable Traffic Barrier. The movable traffic barrier shall be on the Department’s qualified product list.

Shop drawings shall be furnished by the manufacturer and shall indicate the deflection of the barrier as determined by acceptance testing; the configuration of the barrier in that test; and the vehicle weight, velocity, and angle of impact of the deflection test. The Engineer shall be provided one copy of the shop drawings. The barrier shall be capable of being moved on and off the roadway on a daily basis.”

80427

**REQUIRED CONTRACT PROVISIONS
FEDERAL-AID CONSTRUCTION CONTRACTS**

- I. General
- II. Nondiscrimination
- III. Nonsegregated Facilities
- IV. Davis-Bacon and Related Act Provisions
- V. Contract Work Hours and Safety Standards Act Provisions
- VI. Subletting or Assigning the Contract
- VII. Safety: Accident Prevention
- VIII. False Statements Concerning Highway Projects
- IX. Implementation of Clean Air Act and Federal Water Pollution Control Act
- X. Compliance with Governmentwide Suspension and Debarment Requirements
- XI. Certification Regarding Use of Contract Funds for Lobbying

ATTACHMENTS

A. Employment and Materials Preference for Appalachian Development Highway System or Appalachian Local Access Road Contracts (included in Appalachian contracts only)

I. GENERAL

1. Form FHWA-1273 must be physically incorporated in each construction contract funded under Title 23 (excluding emergency contracts solely intended for debris removal). The contractor (or subcontractor) must insert this form in each subcontract and further require its inclusion in all lower tier subcontracts (excluding purchase orders, rental agreements and other agreements for supplies or services).

The applicable requirements of Form FHWA-1273 are incorporated by reference for work done under any purchase order, rental agreement or agreement for other services. The prime contractor shall be responsible for compliance by any subcontractor, lower-tier subcontractor or service provider.

Form FHWA-1273 must be included in all Federal-aid design-build contracts, in all subcontracts and in lower tier subcontracts (excluding subcontracts for design services, purchase orders, rental agreements and other agreements for supplies or services). The design-builder shall be responsible for compliance by any subcontractor, lower-tier subcontractor or service provider.

Contracting agencies may reference Form FHWA-1273 in bid proposal or request for proposal documents, however, the Form FHWA-1273 must be physically incorporated (not referenced) in all contracts, subcontracts and lower-tier subcontracts (excluding purchase orders, rental agreements and other agreements for supplies or services related to a construction contract).

2. Subject to the applicability criteria noted in the following sections, these contract provisions shall apply to all work performed on the contract by the contractor's own organization and with the assistance of workers under the contractor's immediate superintendence and to all work performed on the contract by piecework, station work, or by subcontract.

3. A breach of any of the stipulations contained in these Required Contract Provisions may be sufficient grounds for withholding of progress payments, withholding of final payment, termination of the contract, suspension / debarment or any other action determined to be appropriate by the contracting agency and FHWA.

4. Selection of Labor: During the performance of this contract, the contractor shall not use convict labor for any purpose within the limits of a construction project on a Federal-aid highway unless it is labor

performed by convicts who are on parole, supervised release, or probation. The term Federal-aid highway does not include roadways functionally classified as local roads or rural minor collectors.

II. NONDISCRIMINATION

The provisions of this section related to 23 CFR Part 230 are applicable to all Federal-aid construction contracts and to all related construction subcontracts of \$10,000 or more. The provisions of 23 CFR Part 230 are not applicable to material supply, engineering, or architectural service contracts.

In addition, the contractor and all subcontractors must comply with the following policies: Executive Order 11246, 41 CFR 60, 29 CFR 1625-1627, Title 23 USC Section 140, the Rehabilitation Act of 1973, as amended (29 USC 794), Title VI of the Civil Rights Act of 1964, as amended, and related regulations including 49 CFR Parts 21, 26 and 27; and 23 CFR Parts 200, 230, and 633.

The contractor and all subcontractors must comply with: the requirements of the Equal Opportunity Clause in 41 CFR 60-1.4(b) and, for all construction contracts exceeding \$10,000, the Standard Federal Equal Employment Opportunity Construction Contract Specifications in 41 CFR 60-4.3.

Note: The U.S. Department of Labor has exclusive authority to determine compliance with Executive Order 11246 and the policies of the Secretary of Labor including 41 CFR 60, and 29 CFR 1625-1627. The contracting agency and the FHWA have the authority and the responsibility to ensure compliance with Title 23 USC Section 140, the Rehabilitation Act of 1973, as amended (29 USC 794), and Title VI of the Civil Rights Act of 1964, as amended, and related regulations including 49 CFR Parts 21, 26 and 27; and 23 CFR Parts 200, 230, and 633.

The following provision is adopted from 23 CFR 230, Appendix A, with appropriate revisions to conform to the U.S. Department of Labor (US DOL) and FHWA requirements.

1. Equal Employment Opportunity: Equal employment opportunity (EEO) requirements not to discriminate and to take affirmative action to assure equal opportunity as set forth under laws, executive orders, rules, regulations (28 CFR 35, 29 CFR 1630, 29 CFR 1625-1627, 41 CFR 60 and 49 CFR 27) and orders of the Secretary of Labor as modified by the provisions prescribed herein, and imposed pursuant to 23 U.S.C. 140 shall constitute the EEO and specific affirmative action standards for the contractor's project activities under this contract. The provisions of the Americans with Disabilities Act of 1990 (42 U.S.C. 12101 et seq.) set forth under 28 CFR 35 and 29 CFR 1630 are incorporated by reference in this contract. In the execution of this contract, the contractor agrees to comply with the following minimum specific requirement activities of EEO:

a. The contractor will work with the contracting agency and the Federal Government to ensure that it has made every good faith effort to provide equal opportunity with respect to all of its terms and conditions of employment and in their review of activities under the contract.

b. The contractor will accept as its operating policy the following statement:

"It is the policy of this Company to assure that applicants are employed, and that employees are treated during employment, without regard to their race, religion, sex, color, national origin, age or disability. Such action shall include: employment, upgrading, demotion, or transfer; recruitment or recruitment advertising; layoff or termination; rates of pay or other forms of compensation; and selection

for training, including apprenticeship, pre-apprenticeship, and/or on-the-job training."

2. EEO Officer: The contractor will designate and make known to the contracting officers an EEO Officer who will have the responsibility for and must be capable of effectively administering and promoting an active EEO program and who must be assigned adequate authority and responsibility to do so.

3. Dissemination of Policy: All members of the contractor's staff who are authorized to hire, supervise, promote, and discharge employees, or who recommend such action, or who are substantially involved in such action, will be made fully cognizant of, and will implement, the contractor's EEO policy and contractual responsibilities to provide EEO in each grade and classification of employment. To ensure that the above agreement will be met, the following actions will be taken as a minimum:

a. Periodic meetings of supervisory and personnel office employees will be conducted before the start of work and then not less often than once every six months, at which time the contractor's EEO policy and its implementation will be reviewed and explained. The meetings will be conducted by the EEO Officer.

b. All new supervisory or personnel office employees will be given a thorough indoctrination by the EEO Officer, covering all major aspects of the contractor's EEO obligations within thirty days following their reporting for duty with the contractor.

c. All personnel who are engaged in direct recruitment for the project will be instructed by the EEO Officer in the contractor's procedures for locating and hiring minorities and women.

d. Notices and posters setting forth the contractor's EEO policy will be placed in areas readily accessible to employees, applicants for employment and potential employees.

e. The contractor's EEO policy and the procedures to implement such policy will be brought to the attention of employees by means of meetings, employee handbooks, or other appropriate means.

4. Recruitment: When advertising for employees, the contractor will include in all advertisements for employees the notation: "An Equal Opportunity Employer." All such advertisements will be placed in publications having a large circulation among minorities and women in the area from which the project work force would normally be derived.

a. The contractor will, unless precluded by a valid bargaining agreement, conduct systematic and direct recruitment through public and private employee referral sources likely to yield qualified minorities and women. To meet this requirement, the contractor will identify sources of potential minority group employees, and establish with such identified sources procedures whereby minority and women applicants may be referred to the contractor for employment consideration.

b. In the event the contractor has a valid bargaining agreement providing for exclusive hiring hall referrals, the contractor is expected to observe the provisions of that agreement to the extent that the system meets the contractor's compliance with EEO contract provisions. Where implementation of such an agreement has the effect of discriminating against minorities or women, or obligates the contractor to do the same, such implementation violates Federal nondiscrimination provisions.

c. The contractor will encourage its present employees to refer minorities and women as applicants for employment. Information and procedures with regard to referring such applicants will be discussed with employees.

5. Personnel Actions: Wages, working conditions, and employee benefits shall be established and administered, and personnel actions of every type, including hiring, upgrading, promotion, transfer, demotion, layoff, and termination, shall be taken without regard to race, color, religion, sex, national origin, age or disability. The following procedures shall be followed:

a. The contractor will conduct periodic inspections of project sites to insure that working conditions and employee facilities do not indicate discriminatory treatment of project site personnel.

b. The contractor will periodically evaluate the spread of wages paid within each classification to determine any evidence of discriminatory wage practices.

c. The contractor will periodically review selected personnel actions in depth to determine whether there is evidence of discrimination. Where evidence is found, the contractor will promptly take corrective action. If the review indicates that the discrimination may extend beyond the actions reviewed, such corrective action shall include all affected persons.

d. The contractor will promptly investigate all complaints of alleged discrimination made to the contractor in connection with its obligations under this contract, will attempt to resolve such complaints, and will take appropriate corrective action within a reasonable time. If the investigation indicates that the discrimination may affect persons other than the complainant, such corrective action shall include such other persons. Upon completion of each investigation, the contractor will inform every complainant of all of their avenues of appeal.

6. Training and Promotion:

a. The contractor will assist in locating, qualifying, and increasing the skills of minorities and women who are applicants for employment or current employees. Such efforts should be aimed at developing full journey level status employees in the type of trade or job classification involved.

b. Consistent with the contractor's work force requirements and as permissible under Federal and State regulations, the contractor shall make full use of training programs, i.e., apprenticeship, and on-the-job training programs for the geographical area of contract performance. In the event a special provision for training is provided under this contract, this subparagraph will be superseded as indicated in the special provision. The contracting agency may reserve training positions for persons who receive welfare assistance in accordance with 23 U.S.C. 140(a).

c. The contractor will advise employees and applicants for employment of available training programs and entrance requirements for each.

d. The contractor will periodically review the training and promotion potential of employees who are minorities and women and will encourage eligible employees to apply for such training and promotion.

7. Unions: If the contractor relies in whole or in part upon unions as a source of employees, the contractor will use good faith efforts to obtain the cooperation of such unions to increase opportunities for minorities and women. Actions by the contractor, either directly or through a contractor's association acting as agent, will include the procedures set forth below:

a. The contractor will use good faith efforts to develop, in cooperation with the unions, joint training programs aimed toward qualifying more minorities and women for membership in the unions and increasing the skills of minorities and women so that they may qualify for higher paying employment.

b. The contractor will use good faith efforts to incorporate an EEO clause into each union agreement to the end that such union will be contractually bound to refer applicants without regard to their race, color, religion, sex, national origin, age or disability.

c. The contractor is to obtain information as to the referral practices and policies of the labor union except that to the extent such information is within the exclusive possession of the labor union and such labor union refuses to furnish such information to the contractor, the contractor shall so certify to the contracting agency and shall set forth what efforts have been made to obtain such information.

d. In the event the union is unable to provide the contractor with a reasonable flow of referrals within the time limit set forth in the collective bargaining agreement, the contractor will, through independent recruitment efforts, fill the employment vacancies without regard to race, color, religion, sex, national origin, age or disability; making full efforts to obtain qualified and/or qualifiable minorities and women. The failure of a union to provide sufficient referrals (even though it is obligated to provide exclusive referrals under the terms of a collective bargaining agreement) does not relieve the contractor from the requirements of this paragraph. In the event the union referral practice prevents the contractor from meeting the obligations pursuant to Executive Order 11246, as amended, and these special provisions, such contractor shall immediately notify the contracting agency.

8. Reasonable Accommodation for Applicants / Employees with Disabilities: The contractor must be familiar with the requirements for and comply with the Americans with Disabilities Act and all rules and regulations established there under. Employers must provide reasonable accommodation in all employment activities unless to do so would cause an undue hardship.

9. Selection of Subcontractors, Procurement of Materials and Leasing of Equipment: The contractor shall not discriminate on the grounds of race, color, religion, sex, national origin, age or disability in the selection and retention of subcontractors, including procurement of materials and leases of equipment. The contractor shall take all necessary and reasonable steps to ensure nondiscrimination in the administration of this contract.

a. The contractor shall notify all potential subcontractors and suppliers and lessors of their EEO obligations under this contract.

b. The contractor will use good faith efforts to ensure subcontractor compliance with their EEO obligations.

10. Assurance Required by 49 CFR 26.13(b):

a. The requirements of 49 CFR Part 26 and the State DOT's U.S. DOT-approved DBE program are incorporated by reference.

b. The contractor or subcontractor shall not discriminate on the basis of race, color, national origin, or sex in the performance of this contract. The contractor shall carry out applicable requirements of 49 CFR Part 26 in the award and administration of DOT-assisted contracts. Failure by the contractor to carry out these requirements is a material breach of this contract, which may result in the termination of this contract or such other remedy as the contracting agency deems appropriate.

11. Records and Reports: The contractor shall keep such records as necessary to document compliance with the EEO requirements. Such records shall be retained for a period of three years following the date of the final payment to the contractor for all contract work and shall be available at reasonable times and places for inspection by authorized representatives of the contracting agency and the FHWA.

a. The records kept by the contractor shall document the following:

(1) The number and work hours of minority and non-minority group members and women employed in each work classification on the project;

(2) The progress and efforts being made in cooperation with unions, when applicable, to increase employment opportunities for minorities and women; and

(3) The progress and efforts being made in locating, hiring, training, qualifying, and upgrading minorities and women;

b. The contractors and subcontractors will submit an annual report to the contracting agency each July for the duration of the project, indicating the number of minority, women, and non-minority group employees currently engaged in each work classification required by the contract work. This information is to be reported on [Form FHWA-1391](#).

The staffing data should represent the project work force on board in all or any part of the last payroll period preceding the end of July. If on-the-job training is being required by special provision, the contractor will be required to collect and report training data. The employment data should reflect the work force on board during all or any part of the last payroll period preceding the end of July.

III. NONSEGREGATED FACILITIES

This provision is applicable to all Federal-aid construction contracts and to all related construction subcontracts of \$10,000 or more.

The contractor must ensure that facilities provided for employees are provided in such a manner that segregation on the basis of race, color, religion, sex, or national origin cannot result. The contractor may neither require such segregated use by written or oral policies nor tolerate such use by employee custom. The contractor's obligation extends further to ensure that its employees are not assigned to perform their services at any location, under the contractor's control, where the facilities are segregated. The term "facilities" includes waiting rooms, work areas, restaurants and other eating areas, time clocks, restrooms, washrooms, locker rooms, and other storage or dressing areas, parking lots, drinking fountains, recreation or entertainment areas, transportation, and housing provided for employees. The contractor shall provide separate or single-user restrooms and necessary dressing or sleeping areas to assure privacy between sexes.

IV. DAVIS-BACON AND RELATED ACT PROVISIONS

This section is applicable to all Federal-aid construction projects exceeding \$2,000 and to all related subcontracts and lower-tier subcontracts (regardless of subcontract size). The requirements apply to all projects located within the right-of-way of a roadway that is functionally classified as Federal-aid highway. This excludes roadways functionally classified as local roads or rural minor collectors, which are exempt. Contracting agencies may elect to apply these requirements to other projects.

The following provisions are from the U.S. Department of Labor regulations in 29 CFR 5.5 "Contract provisions and related matters" with minor revisions to conform to the FHWA-1273 format and FHWA program requirements.

1. Minimum wages

a. All laborers and mechanics employed or working upon the site of the work, will be paid unconditionally and not less often than once a week, and without subsequent deduction or rebate on any account (except such payroll deductions as are permitted by regulations issued by the Secretary of Labor under the Copeland Act (29 CFR part 3)), the full amount of wages and bona fide fringe benefits (or cash equivalents thereof) due at time of payment computed at rates not less than those contained in the wage determination of the Secretary of Labor which is attached hereto and made a part hereof, regardless of any contractual relationship which may be alleged to exist between the contractor and such laborers and mechanics.

Contributions made or costs reasonably anticipated for bona fide fringe benefits under section 1(b)(2) of the Davis-Bacon Act on behalf of laborers or mechanics are considered wages paid to such laborers or mechanics, subject to the provisions of paragraph 1.d. of this section; also, regular contributions made or costs incurred for more than a weekly period (but not less often than quarterly) under plans, funds, or programs which cover the particular weekly period, are deemed to be constructively made or incurred during such weekly period. Such laborers and mechanics shall be paid the appropriate wage rate and fringe benefits on the wage determination for the classification of work actually performed, without regard to skill, except as provided in 29 CFR 5.5(a)(4). Laborers or mechanics performing work in more than one classification may be compensated at the rate specified for each

classification for the time actually worked therein: Provided, That the employer's payroll records accurately set forth the time spent in each classification in which work is performed. The wage determination (including any additional classification and wage rates conformed under paragraph 1.b. of this section) and the Davis-Bacon poster (WH-1321) shall be posted at all times by the contractor and its subcontractors at the site of the work in a prominent and accessible place where it can be easily seen by the workers.

b. (1) The contracting officer shall require that any class of laborers or mechanics, including helpers, which is not listed in the wage determination and which is to be employed under the contract shall be classified in conformance with the wage determination. The contracting officer shall approve an additional classification and wage rate and fringe benefits therefore only when the following criteria have been met:

(i) The work to be performed by the classification requested is not performed by a classification in the wage determination; and

(ii) The classification is utilized in the area by the construction industry; and

(iii) The proposed wage rate, including any bona fide fringe benefits, bears a reasonable relationship to the wage rates contained in the wage determination.

(2) If the contractor and the laborers and mechanics to be employed in the classification (if known), or their representatives, and the contracting officer agree on the classification and wage rate (including the amount designated for fringe benefits where appropriate), a report of the action taken shall be sent by the contracting officer to the Administrator of the Wage and Hour Division, Employment Standards Administration, U.S. Department of Labor, Washington, DC 20210. The Administrator, or an authorized representative, will approve, modify, or disapprove every additional classification action within 30 days of receipt and so advise the contracting officer or will notify the contracting officer within the 30-day period that additional time is necessary.

(3) In the event the contractor, the laborers or mechanics to be employed in the classification or their representatives, and the contracting officer do not agree on the proposed classification and wage rate (including the amount designated for fringe benefits, where appropriate), the contracting officer shall refer the questions, including the views of all interested parties and the recommendation of the contracting officer, to the Wage and Hour Administrator for determination. The Wage and Hour Administrator, or an authorized representative, will issue a determination within 30 days of receipt and so advise the contracting officer or will notify the contracting officer within the 30-day period that additional time is necessary.

(4) The wage rate (including fringe benefits where appropriate) determined pursuant to paragraphs 1.b.(2) or 1.b.(3) of this section, shall be paid to all workers performing work in the classification under this contract from the first day on which work is performed in the classification.

c. Whenever the minimum wage rate prescribed in the contract for a class of laborers or mechanics includes a fringe benefit which is not expressed as an hourly rate, the contractor shall either pay the benefit as stated in the wage determination or shall pay another bona fide fringe benefit or an hourly cash equivalent thereof.

d. If the contractor does not make payments to a trustee or other third person, the contractor may consider as part of the wages of any laborer or mechanic the amount of any costs reasonably anticipated in providing bona fide fringe benefits under a plan or program, Provided, That the Secretary of Labor has found, upon the written request of the contractor, that the applicable standards of the Davis-Bacon Act have been met. The Secretary of Labor may require the contractor to set aside in a

separate account assets for the meeting of obligations under the plan or program.

2. Withholding

The contracting agency shall upon its own action or upon written request of an authorized representative of the Department of Labor, withhold or cause to be withheld from the contractor under this contract, or any other Federal contract with the same prime contractor, or any other federally-assisted contract subject to Davis-Bacon prevailing wage requirements, which is held by the same prime contractor, so much of the accrued payments or advances as may be considered necessary to pay laborers and mechanics, including apprentices, trainees, and helpers, employed by the contractor or any subcontractor the full amount of wages required by the contract. In the event of failure to pay any laborer or mechanic, including any apprentice, trainee, or helper, employed or working on the site of the work, all or part of the wages required by the contract, the contracting agency may, after written notice to the contractor, take such action as may be necessary to cause the suspension of any further payment, advance, or guarantee of funds until such violations have ceased.

3. Payrolls and basic records

a. Payrolls and basic records relating thereto shall be maintained by the contractor during the course of the work and preserved for a period of three years thereafter for all laborers and mechanics working at the site of the work. Such records shall contain the name, address, and social security number of each such worker, his or her correct classification, hourly rates of wages paid (including rates of contributions or costs anticipated for bona fide fringe benefits or cash equivalents thereof of the types described in section 1(b)(2)(B) of the Davis-Bacon Act), daily and weekly number of hours worked, deductions made and actual wages paid. Whenever the Secretary of Labor has found under 29 CFR 5.5(a)(1)(iv) that the wages of any laborer or mechanic include the amount of any costs reasonably anticipated in providing benefits under a plan or program described in section 1(b)(2)(B) of the Davis-Bacon Act, the contractor shall maintain records which show that the commitment to provide such benefits is enforceable, that the plan or program is financially responsible, and that the plan or program has been communicated in writing to the laborers or mechanics affected, and records which show the costs anticipated or the actual cost incurred in providing such benefits. Contractors employing apprentices or trainees under approved programs shall maintain written evidence of the registration of apprenticeship programs and certification of trainee programs, the registration of the apprentices and trainees, and the ratios and wage rates prescribed in the applicable programs.

b. (1) The contractor shall submit weekly for each week in which any contract work is performed a copy of all payrolls to the contracting agency. The payrolls submitted shall set out accurately and completely all of the information required to be maintained under 29 CFR 5.5(a)(3)(i), except that full social security numbers and home addresses shall not be included on weekly transmittals. Instead the payrolls shall only need to include an individually identifying number for each employee (e.g. , the last four digits of the employee's social security number). The required weekly payroll information may be submitted in any form desired. Optional Form WH-347 is available for this purpose from the Wage and Hour Division Web site at <http://www.dol.gov/esa/whd/forms/wh347instr.htm> or its successor site. The prime contractor is responsible for the submission of copies of payrolls by all subcontractors. Contractors and subcontractors shall maintain the full social security number and current address of each covered worker, and shall provide them upon request to the contracting agency for transmission to the State DOT, the FHWA or the Wage and Hour Division of the Department of Labor for purposes of an investigation or audit of compliance with prevailing wage requirements. It is not a violation of this section for a prime contractor to require a subcontractor to provide addresses and social security numbers to the prime contractor for its own records, without weekly submission to the contracting agency..

(2) Each payroll submitted shall be accompanied by a "Statement of Compliance," signed by the contractor or subcontractor or his or her agent who pays or supervises the payment of the persons employed under the contract and shall certify the following:

(i) That the payroll for the payroll period contains the information required to be provided under §5.5 (a)(3)(ii) of Regulations, 29 CFR part 5, the appropriate information is being maintained under §5.5 (a)(3)(i) of Regulations, 29 CFR part 5, and that such information is correct and complete;

(ii) That each laborer or mechanic (including each helper, apprentice, and trainee) employed on the contract during the payroll period has been paid the full weekly wages earned, without rebate, either directly or indirectly, and that no deductions have been made either directly or indirectly from the full wages earned, other than permissible deductions as set forth in Regulations, 29 CFR part 3;

(iii) That each laborer or mechanic has been paid not less than the applicable wage rates and fringe benefits or cash equivalents for the classification of work performed, as specified in the applicable wage determination incorporated into the contract.

(3) The weekly submission of a properly executed certification set forth on the reverse side of Optional Form WH-347 shall satisfy the requirement for submission of the "Statement of Compliance" required by paragraph 3.b.(2) of this section.

(4) The falsification of any of the above certifications may subject the contractor or subcontractor to civil or criminal prosecution under section 1001 of title 18 and section 231 of title 31 of the United States Code.

c. The contractor or subcontractor shall make the records required under paragraph 3.a. of this section available for inspection, copying, or transcription by authorized representatives of the contracting agency, the State DOT, the FHWA, or the Department of Labor, and shall permit such representatives to interview employees during working hours on the job. If the contractor or subcontractor fails to submit the required records or to make them available, the FHWA may, after written notice to the contractor, the contracting agency or the State DOT, take such action as may be necessary to cause the suspension of any further payment, advance, or guarantee of funds. Furthermore, failure to submit the required records upon request or to make such records available may be grounds for debarment action pursuant to 29 CFR 5.12.

4. Apprentices and trainees

a. Apprentices (programs of the USDOL).

Apprentices will be permitted to work at less than the predetermined rate for the work they performed when they are employed pursuant to and individually registered in a bona fide apprenticeship program registered with the U.S. Department of Labor, Employment and Training Administration, Office of Apprenticeship Training, Employer and Labor Services, or with a State Apprenticeship Agency recognized by the Office, or if a person is employed in his or her first 90 days of probationary employment as an apprentice in such an apprenticeship program, who is not individually registered in the program, but who has been certified by the Office of Apprenticeship Training, Employer and Labor Services or a State Apprenticeship Agency (where appropriate) to be eligible for probationary employment as an apprentice.

The allowable ratio of apprentices to journeymen on the job site in any craft classification shall not be greater than the ratio permitted to the contractor as to the entire work force under the registered program. Any worker listed on a payroll at an apprentice wage rate, who is not registered or otherwise employed as stated above, shall be paid not less than the applicable wage rate on the wage determination for the classification of work actually performed. In addition, any apprentice

performing work on the job site in excess of the ratio permitted under the registered program shall be paid not less than the applicable wage rate on the wage determination for the work actually performed. Where a contractor is performing construction on a project in a locality other than that in which its program is registered, the ratios and wage rates (expressed in percentages of the journeyman's hourly rate) specified in the contractor's or subcontractor's registered program shall be observed.

Every apprentice must be paid at not less than the rate specified in the registered program for the apprentice's level of progress, expressed as a percentage of the journeymen hourly rate specified in the applicable wage determination. Apprentices shall be paid fringe benefits in accordance with the provisions of the apprenticeship program. If the apprenticeship program does not specify fringe benefits, apprentices must be paid the full amount of fringe benefits listed on the wage determination for the applicable classification. If the Administrator determines that a different practice prevails for the applicable apprentice classification, fringes shall be paid in accordance with that determination.

In the event the Office of Apprenticeship Training, Employer and Labor Services, or a State Apprenticeship Agency recognized by the Office, withdraws approval of an apprenticeship program, the contractor will no longer be permitted to utilize apprentices at less than the applicable predetermined rate for the work performed until an acceptable program is approved.

b. Trainees (programs of the USDOL).

Except as provided in 29 CFR 5.16, trainees will not be permitted to work at less than the predetermined rate for the work performed unless they are employed pursuant to and individually registered in a program which has received prior approval, evidenced by formal certification by the U.S. Department of Labor, Employment and Training Administration.

The ratio of trainees to journeymen on the job site shall not be greater than permitted under the plan approved by the Employment and Training Administration.

Every trainee must be paid at not less than the rate specified in the approved program for the trainee's level of progress, expressed as a percentage of the journeyman hourly rate specified in the applicable wage determination. Trainees shall be paid fringe benefits in accordance with the provisions of the trainee program. If the trainee program does not mention fringe benefits, trainees shall be paid the full amount of fringe benefits listed on the wage determination unless the Administrator of the Wage and Hour Division determines that there is an apprenticeship program associated with the corresponding journeyman wage rate on the wage determination which provides for less than full fringe benefits for apprentices. Any employee listed on the payroll at a trainee rate who is not registered and participating in a training plan approved by the Employment and Training Administration shall be paid not less than the applicable wage rate on the wage determination for the classification of work actually performed. In addition, any trainee performing work on the job site in excess of the ratio permitted under the registered program shall be paid not less than the applicable wage rate on the wage determination for the work actually performed.

In the event the Employment and Training Administration withdraws approval of a training program, the contractor will no longer be permitted to utilize trainees at less than the applicable predetermined rate for the work performed until an acceptable program is approved.

c. Equal employment opportunity. The utilization of apprentices, trainees and journeymen under this part shall be in conformity with the equal employment opportunity requirements of Executive Order 11246, as amended, and 29 CFR part 30.

d. Apprentices and Trainees (programs of the U.S. DOT).

Apprentices and trainees working under apprenticeship and skill training programs which have been certified by the Secretary of Transportation as promoting EEO in connection with Federal-aid highway construction programs are not subject to the requirements of paragraph 4 of this Section IV. The straight time hourly wage rates for apprentices and trainees under such programs will be established by the particular programs. The ratio of apprentices and trainees to journeymen shall not be greater than permitted by the terms of the particular program.

5. Compliance with Copeland Act requirements. The contractor shall comply with the requirements of 29 CFR part 3, which are incorporated by reference in this contract.

6. Subcontracts. The contractor or subcontractor shall insert Form FHWA-1273 in any subcontracts and also require the subcontractors to include Form FHWA-1273 in any lower tier subcontracts. The prime contractor shall be responsible for the compliance by any subcontractor or lower tier subcontractor with all the contract clauses in 29 CFR 5.5.

7. Contract termination: debarment. A breach of the contract clauses in 29 CFR 5.5 may be grounds for termination of the contract, and for debarment as a contractor and a subcontractor as provided in 29 CFR 5.12.

8. Compliance with Davis-Bacon and Related Act requirements. All rulings and interpretations of the Davis-Bacon and Related Acts contained in 29 CFR parts 1, 3, and 5 are herein incorporated by reference in this contract.

9. Disputes concerning labor standards. Disputes arising out of the labor standards provisions of this contract shall not be subject to the general disputes clause of this contract. Such disputes shall be resolved in accordance with the procedures of the Department of Labor set forth in 29 CFR parts 5, 6, and 7. Disputes within the meaning of this clause include disputes between the contractor (or any of its subcontractors) and the contracting agency, the U.S. Department of Labor, or the employees or their representatives.

10. Certification of eligibility.

a. By entering into this contract, the contractor certifies that neither it (nor he or she) nor any person or firm who has an interest in the contractor's firm is a person or firm ineligible to be awarded Government contracts by virtue of section 3(a) of the Davis-Bacon Act or 29 CFR 5.12(a)(1).

b. No part of this contract shall be subcontracted to any person or firm ineligible for award of a Government contract by virtue of section 3(a) of the Davis-Bacon Act or 29 CFR 5.12(a)(1).

c. The penalty for making false statements is prescribed in the U.S. Criminal Code, 18 U.S.C. 1001.

V. CONTRACT WORK HOURS AND SAFETY STANDARDS ACT

The following clauses apply to any Federal-aid construction contract in an amount in excess of \$100,000 and subject to the overtime provisions of the Contract Work Hours and Safety Standards Act. These clauses shall be inserted in addition to the clauses required by 29 CFR 5.5(a) or 29 CFR 4.6. As used in this paragraph, the terms laborers and mechanics include watchmen and guards.

1. Overtime requirements. No contractor or subcontractor contracting for any part of the contract work which may require or involve the employment of laborers or mechanics shall require or permit any such laborer or mechanic in any workweek in which he or she is employed on such work to work in excess of forty hours in such workweek unless such laborer or mechanic receives compensation at a rate not less than one

and one-half times the basic rate of pay for all hours worked in excess of forty hours in such workweek.

2. Violation; liability for unpaid wages; liquidated damages. In the event of any violation of the clause set forth in paragraph (1.) of this section, the contractor and any subcontractor responsible therefor shall be liable for the unpaid wages. In addition, such contractor and subcontractor shall be liable to the United States (in the case of work done under contract for the District of Columbia or a territory, to such District or to such territory), for liquidated damages. Such liquidated damages shall be computed with respect to each individual laborer or mechanic, including watchmen and guards, employed in violation of the clause set forth in paragraph (1.) of this section, in the sum of \$10 for each calendar day on which such individual was required or permitted to work in excess of the standard workweek of forty hours without payment of the overtime wages required by the clause set forth in paragraph (1.) of this section.

3. Withholding for unpaid wages and liquidated damages. The FHWA or the contracting agency shall upon its own action or upon written request of an authorized representative of the Department of Labor withhold or cause to be withheld, from any moneys payable on account of work performed by the contractor or subcontractor under any such contract or any other Federal contract with the same prime contractor, or any other federally-assisted contract subject to the Contract Work Hours and Safety Standards Act, which is held by the same prime contractor, such sums as may be determined to be necessary to satisfy any liabilities of such contractor or subcontractor for unpaid wages and liquidated damages as provided in the clause set forth in paragraph (2.) of this section.

4. Subcontracts. The contractor or subcontractor shall insert in any subcontracts the clauses set forth in paragraph (1.) through (4.) of this section and also a clause requiring the subcontractors to include these clauses in any lower tier subcontracts. The prime contractor shall be responsible for compliance by any subcontractor or lower tier subcontractor with the clauses set forth in paragraphs (1.) through (4.) of this section.

VI. SUBLETTING OR ASSIGNING THE CONTRACT

This provision is applicable to all Federal-aid construction contracts on the National Highway System.

1. The contractor shall perform with its own organization contract work amounting to not less than 30 percent (or a greater percentage if specified elsewhere in the contract) of the total original contract price, excluding any specialty items designated by the contracting agency. Specialty items may be performed by subcontract and the amount of any such specialty items performed may be deducted from the total original contract price before computing the amount of work required to be performed by the contractor's own organization (23 CFR 635.116).

a. The term "perform work with its own organization" refers to workers employed or leased by the prime contractor, and equipment owned or rented by the prime contractor, with or without operators. Such term does not include employees or equipment of a subcontractor or lower tier subcontractor, agents of the prime contractor, or any other assignees. The term may include payments for the costs of hiring leased employees from an employee leasing firm meeting all relevant Federal and State regulatory requirements. Leased employees may only be included in this term if the prime contractor meets all of the following conditions:

(1) the prime contractor maintains control over the supervision of the day-to-day activities of the leased employees;

(2) the prime contractor remains responsible for the quality of the work of the leased employees;

(3) the prime contractor retains all power to accept or exclude individual employees from work on the project; and

(4) the prime contractor remains ultimately responsible for the payment of predetermined minimum wages, the submission of payrolls, statements of compliance and all other Federal regulatory requirements.

b. "Specialty Items" shall be construed to be limited to work that requires highly specialized knowledge, abilities, or equipment not ordinarily available in the type of contracting organizations qualified and expected to bid or propose on the contract as a whole and in general are to be limited to minor components of the overall contract.

2. The contract amount upon which the requirements set forth in paragraph (1) of Section VI is computed includes the cost of material and manufactured products which are to be purchased or produced by the contractor under the contract provisions.

3. The contractor shall furnish (a) a competent superintendent or supervisor who is employed by the firm, has full authority to direct performance of the work in accordance with the contract requirements, and is in charge of all construction operations (regardless of who performs the work) and (b) such other of its own organizational resources (supervision, management, and engineering services) as the contracting officer determines is necessary to assure the performance of the contract.

4. No portion of the contract shall be sublet, assigned or otherwise disposed of except with the written consent of the contracting officer, or authorized representative, and such consent when given shall not be construed to relieve the contractor of any responsibility for the fulfillment of the contract. Written consent will be given only after the contracting agency has assured that each subcontract is evidenced in writing and that it contains all pertinent provisions and requirements of the prime contract.

5. The 30% self-performance requirement of paragraph (1) is not applicable to design-build contracts; however, contracting agencies may establish their own self-performance requirements.

VII. SAFETY: ACCIDENT PREVENTION

This provision is applicable to all Federal-aid construction contracts and to all related subcontracts.

1. In the performance of this contract the contractor shall comply with all applicable Federal, State, and local laws governing safety, health, and sanitation (23 CFR 635). The contractor shall provide all safeguards, safety devices and protective equipment and take any other needed actions as it determines, or as the contracting officer may determine, to be reasonably necessary to protect the life and health of employees on the job and the safety of the public and to protect property in connection with the performance of the work covered by the contract.

2. It is a condition of this contract, and shall be made a condition of each subcontract, which the contractor enters into pursuant to this contract, that the contractor and any subcontractor shall not permit any employee, in performance of the contract, to work in surroundings or under conditions which are unsanitary, hazardous or dangerous to his/her health or safety, as determined under construction safety and health standards (29 CFR 1926) promulgated by the Secretary of Labor, in accordance with Section 107 of the Contract Work Hours and Safety Standards Act (40 U.S.C. 3704).

3. Pursuant to 29 CFR 1926.3, it is a condition of this contract that the Secretary of Labor or authorized representative thereof, shall have right of entry to any site of contract performance to inspect or investigate the matter of compliance with the construction safety and health standards and to carry out the duties of the Secretary under Section 107 of the Contract Work Hours and Safety Standards Act (40 U.S.C.3704).

VIII. FALSE STATEMENTS CONCERNING HIGHWAY PROJECTS

This provision is applicable to all Federal-aid construction contracts and to all related subcontracts.

In order to assure high quality and durable construction in conformity with approved plans and specifications and a high degree of reliability on statements and representations made by engineers, contractors, suppliers, and workers on Federal-aid highway projects, it is essential that all persons concerned with the project perform their functions as carefully, thoroughly, and honestly as possible. Willful falsification, distortion, or misrepresentation with respect to any facts related to the project is a violation of Federal law. To prevent any misunderstanding regarding the seriousness of these and similar acts, Form FHWA-1022 shall be posted on each Federal-aid highway project (23 CFR 635) in one or more places where it is readily available to all persons concerned with the project:

18 U.S.C. 1020 reads as follows:

"Whoever, being an officer, agent, or employee of the United States, or of any State or Territory, or whoever, whether a person, association, firm, or corporation, knowingly makes any false statement, false representation, or false report as to the character, quality, quantity, or cost of the material used or to be used, or the quantity or quality of the work performed or to be performed, or the cost thereof in connection with the submission of plans, maps, specifications, contracts, or costs of construction on any highway or related project submitted for approval to the Secretary of Transportation; or

Whoever knowingly makes any false statement, false representation, false report or false claim with respect to the character, quality, quantity, or cost of any work performed or to be performed, or materials furnished or to be furnished, in connection with the construction of any highway or related project approved by the Secretary of Transportation; or

Whoever knowingly makes any false statement or false representation as to material fact in any statement, certificate, or report submitted pursuant to provisions of the Federal-aid Roads Act approved July 1, 1916, (39 Stat. 355), as amended and supplemented;

Shall be fined under this title or imprisoned not more than 5 years or both."

IX. IMPLEMENTATION OF CLEAN AIR ACT AND FEDERAL WATER POLLUTION CONTROL ACT

This provision is applicable to all Federal-aid construction contracts and to all related subcontracts.

By submission of this bid/proposal or the execution of this contract, or subcontract, as appropriate, the bidder, proposer, Federal-aid construction contractor, or subcontractor, as appropriate, will be deemed to have stipulated as follows:

1. That any person who is or will be utilized in the performance of this contract is not prohibited from receiving an award due to a violation of Section 508 of the Clean Water Act or Section 306 of the Clean Air Act.
2. That the contractor agrees to include or cause to be included the requirements of paragraph (1) of this Section X in every subcontract, and further agrees to take such action as the contracting agency may direct as a means of enforcing such requirements.

X. CERTIFICATION REGARDING DEBARMENT, SUSPENSION, INELIGIBILITY AND VOLUNTARY EXCLUSION

This provision is applicable to all Federal-aid construction contracts, design-build contracts, subcontracts, lower-tier subcontracts, purchase orders, lease agreements, consultant contracts or any other covered transaction requiring FHWA approval or that is estimated to cost \$25,000 or more – as defined in 2 CFR Parts 180 and 1200.

1. Instructions for Certification – First Tier Participants:

a. By signing and submitting this proposal, the prospective first tier participant is providing the certification set out below.

b. The inability of a person to provide the certification set out below will not necessarily result in denial of participation in this covered transaction. The prospective first tier participant shall submit an explanation of why it cannot provide the certification set out below. The certification or explanation will be considered in connection with the department or agency's determination whether to enter into this transaction. However, failure of the prospective first tier participant to furnish a certification or an explanation shall disqualify such a person from participation in this transaction.

c. The certification in this clause is a material representation of fact upon which reliance was placed when the contracting agency determined to enter into this transaction. If it is later determined that the prospective participant knowingly rendered an erroneous certification, in addition to other remedies available to the Federal Government, the contracting agency may terminate this transaction for cause of default.

d. The prospective first tier participant shall provide immediate written notice to the contracting agency to whom this proposal is submitted if any time the prospective first tier participant learns that its certification was erroneous when submitted or has become erroneous by reason of changed circumstances.

e. The terms "covered transaction," "debarred," "suspended," "ineligible," "participant," "person," "principal," and "voluntarily excluded," as used in this clause, are defined in 2 CFR Parts 180 and 1200. "First Tier Covered Transactions" refers to any covered transaction between a grantee or subgrantee of Federal funds and a participant (such as the prime or general contractor). "Lower Tier Covered Transactions" refers to any covered transaction under a First Tier Covered Transaction (such as subcontracts). "First Tier Participant" refers to the participant who has entered into a covered transaction with a grantee or subgrantee of Federal funds (such as the prime or general contractor). "Lower Tier Participant" refers any participant who has entered into a covered transaction with a First Tier Participant or other Lower Tier Participants (such as subcontractors and suppliers).

f. The prospective first tier participant agrees by submitting this proposal that, should the proposed covered transaction be entered into, it shall not knowingly enter into any lower tier covered transaction with a person who is debarred, suspended, declared ineligible, or voluntarily excluded from participation in this covered transaction, unless authorized by the department or agency entering into this transaction.

g. The prospective first tier participant further agrees by submitting this proposal that it will include the clause titled "Certification Regarding Debarment, Suspension, Ineligibility and Voluntary Exclusion-Lower Tier Covered Transactions," provided by the department or contracting agency, entering into this covered transaction, without modification, in all lower tier covered transactions and in all solicitations for lower tier covered transactions exceeding the \$25,000 threshold.

h. A participant in a covered transaction may rely upon a certification of a prospective participant in a lower tier covered transaction that is not debarred, suspended, ineligible, or voluntarily excluded from the covered transaction, unless it knows that the certification is erroneous. A participant is responsible for ensuring that its principals are not suspended, debarred, or otherwise ineligible to participate in covered transactions. To verify the eligibility of its principals, as well as the eligibility of any lower tier prospective participants, each participant may, but is not required to, check the Excluded Parties List System website (<https://www.epls.gov/>), which is compiled by the General Services Administration.

i. Nothing contained in the foregoing shall be construed to require the establishment of a system of records in order to render in good faith the certification required by this clause. The knowledge and information of the prospective participant is not required to exceed that which is normally possessed by a prudent person in the ordinary course of business dealings.

j. Except for transactions authorized under paragraph (f) of these instructions, if a participant in a covered transaction knowingly enters into a lower tier covered transaction with a person who is suspended, debarred, ineligible, or voluntarily excluded from participation in this transaction, in addition to other remedies available to the Federal Government, the department or agency may terminate this transaction for cause or default.

* * * * *

2. Certification Regarding Debarment, Suspension, Ineligibility and Voluntary Exclusion – First Tier Participants:

a. The prospective first tier participant certifies to the best of its knowledge and belief, that it and its principals:

(1) Are not presently debarred, suspended, proposed for debarment, declared ineligible, or voluntarily excluded from participating in covered transactions by any Federal department or agency;

(2) Have not within a three-year period preceding this proposal been convicted of or had a civil judgment rendered against them for commission of fraud or a criminal offense in connection with obtaining, attempting to obtain, or performing a public (Federal, State or local) transaction or contract under a public transaction; violation of Federal or State antitrust statutes or commission of embezzlement, theft, forgery, bribery, falsification or destruction of records, making false statements, or receiving stolen property;

(3) Are not presently indicted for or otherwise criminally or civilly charged by a governmental entity (Federal, State or local) with commission of any of the offenses enumerated in paragraph (a)(2) of this certification; and

(4) Have not within a three-year period preceding this application/proposal had one or more public transactions (Federal, State or local) terminated for cause or default.

b. Where the prospective participant is unable to certify to any of the statements in this certification, such prospective participant shall attach an explanation to this proposal.

2. Instructions for Certification - Lower Tier Participants:

(Applicable to all subcontracts, purchase orders and other lower tier transactions requiring prior FHWA approval or estimated to cost \$25,000 or more - 2 CFR Parts 180 and 1200)

a. By signing and submitting this proposal, the prospective lower tier is providing the certification set out below.

b. The certification in this clause is a material representation of fact upon which reliance was placed when this transaction was entered into. If it is later determined that the prospective lower tier participant knowingly rendered an erroneous certification, in addition to other remedies available to the Federal Government, the department, or agency with which this transaction originated may pursue available remedies, including suspension and/or debarment.

c. The prospective lower tier participant shall provide immediate written notice to the person to which this proposal is submitted if at any time the prospective lower tier participant learns that its certification was erroneous by reason of changed circumstances.

d. The terms "covered transaction," "debarred," "suspended," "ineligible," "participant," "person," "principal," and "voluntarily excluded," as used in this clause, are defined in 2 CFR Parts 180 and 1200. You may contact the person to which this proposal is submitted for assistance in obtaining a copy of those regulations. "First Tier Covered Transactions" refers to any covered transaction between a grantee or subgrantee of Federal funds and a participant (such as the prime or general contractor). "Lower Tier Covered Transactions" refers to any covered transaction under a First Tier Covered Transaction (such as subcontracts). "First Tier Participant" refers to the participant who has entered into a covered transaction with a grantee or subgrantee of

Federal funds (such as the prime or general contractor). "Lower Tier Participant" refers any participant who has entered into a covered transaction with a First Tier Participant or other Lower Tier Participants (such as subcontractors and suppliers).

e. The prospective lower tier participant agrees by submitting this proposal that, should the proposed covered transaction be entered into, it shall not knowingly enter into any lower tier covered transaction with a person who is debarred, suspended, declared ineligible, or voluntarily excluded from participation in this covered transaction, unless authorized by the department or agency with which this transaction originated.

f. The prospective lower tier participant further agrees by submitting this proposal that it will include this clause titled "Certification Regarding Debarment, Suspension, Ineligibility and Voluntary Exclusion-Lower Tier Covered Transaction," without modification, in all lower tier covered transactions and in all solicitations for lower tier covered transactions exceeding the \$25,000 threshold.

g. A participant in a covered transaction may rely upon a certification of a prospective participant in a lower tier covered transaction that is not debarred, suspended, ineligible, or voluntarily excluded from the covered transaction, unless it knows that the certification is erroneous. A participant is responsible for ensuring that its principals are not suspended, debarred, or otherwise ineligible to participate in covered transactions. To verify the eligibility of its principals, as well as the eligibility of any lower tier prospective participants, each participant may, but is not required to, check the Excluded Parties List System website (<https://www.epls.gov/>), which is compiled by the General Services Administration.

h. Nothing contained in the foregoing shall be construed to require establishment of a system of records in order to render in good faith the certification required by this clause. The knowledge and information of participant is not required to exceed that which is normally possessed by a prudent person in the ordinary course of business dealings.

i. Except for transactions authorized under paragraph e of these instructions, if a participant in a covered transaction knowingly enters into a lower tier covered transaction with a person who is suspended, debarred, ineligible, or voluntarily excluded from participation in this transaction, in addition to other remedies available to the Federal Government, the department or agency with which this transaction originated may pursue available remedies, including suspension and/or debarment.

* * * * *

Certification Regarding Debarment, Suspension, Ineligibility and Voluntary Exclusion--Lower Tier Participants:

1. The prospective lower tier participant certifies, by submission of this proposal, that neither it nor its principals is presently debarred, suspended, proposed for debarment, declared ineligible, or voluntarily excluded from participating in covered transactions by any Federal department or agency.

2. Where the prospective lower tier participant is unable to certify to any of the statements in this certification, such prospective participant shall attach an explanation to this proposal.

* * * * *

XI. CERTIFICATION REGARDING USE OF CONTRACT FUNDS FOR LOBBYING

This provision is applicable to all Federal-aid construction contracts and to all related subcontracts which exceed \$100,000 (49 CFR 20).

1. The prospective participant certifies, by signing and submitting this bid or proposal, to the best of his or her knowledge and belief, that:

a. No Federal appropriated funds have been paid or will be paid, by or on behalf of the undersigned, to any person for influencing or attempting to influence an officer or employee of any Federal agency, a Member of

Congress, an officer or employee of Congress, or an employee of a Member of Congress in connection with the awarding of any Federal contract, the making of any Federal grant, the making of any Federal loan, the entering into of any cooperative agreement, and the extension, continuation, renewal, amendment, or modification of any Federal contract, grant, loan, or cooperative agreement.

b. If any funds other than Federal appropriated funds have been paid or will be paid to any person for influencing or attempting to influence an officer or employee of any Federal agency, a Member of Congress, an officer or employee of Congress, or an employee of a Member of Congress in connection with this Federal contract, grant, loan, or cooperative agreement, the undersigned shall complete and submit Standard Form-LLL, "Disclosure Form to Report Lobbying," in accordance with its instructions.

2. This certification is a material representation of fact upon which reliance was placed when this transaction was made or entered into. Submission of this certification is a prerequisite for making or entering into this transaction imposed by 31 U.S.C. 1352. Any person who fails to file the required certification shall be subject to a civil penalty of not less than \$10,000 and not more than \$100,000 for each such failure.

3. The prospective participant also agrees by submitting its bid or proposal that the participant shall require that the language of this certification be included in all lower tier subcontracts, which exceed \$100,000 and that all such recipients shall certify and disclose accordingly.

ATTACHMENT A - EMPLOYMENT AND MATERIALS PREFERENCE FOR APPALACHIAN DEVELOPMENT HIGHWAY SYSTEM OR APPALACHIAN LOCAL ACCESS ROAD CONTRACTS

This provision is applicable to all Federal-aid projects funded under the Appalachian Regional Development Act of 1965.

1. During the performance of this contract, the contractor undertaking to do work which is, or reasonably may be, done as on-site work, shall give preference to qualified persons who regularly reside in the labor area as designated by the DOL wherein the contract work is situated, or the subregion, or the Appalachian counties of the State wherein the contract work is situated, except:

a. To the extent that qualified persons regularly residing in the area are not available.

b. For the reasonable needs of the contractor to employ supervisory or specially experienced personnel necessary to assure an efficient execution of the contract work.

c. For the obligation of the contractor to offer employment to present or former employees as the result of a lawful collective bargaining contract, provided that the number of nonresident persons employed under this subparagraph (1c) shall not exceed 20 percent of the total number of employees employed by the contractor on the contract work, except as provided in subparagraph (4) below.

2. The contractor shall place a job order with the State Employment Service indicating (a) the classifications of the laborers, mechanics and other employees required to perform the contract work, (b) the number of employees required in each classification, (c) the date on which the participant estimates such employees will be required, and (d) any other pertinent information required by the State Employment Service to complete the job order form. The job order may be placed with the State Employment Service in writing or by telephone. If during the course of the contract work, the information submitted by the contractor in the original job order is substantially modified, the participant shall promptly notify the State Employment Service.

3. The contractor shall give full consideration to all qualified job applicants referred to him by the State Employment Service. The contractor is not required to grant employment to any job applicants who, in his opinion, are not qualified to perform the classification of work required.

4. If, within one week following the placing of a job order by the contractor with the State Employment Service, the State Employment Service is unable to refer any qualified job applicants to the contractor, or less than the number requested, the State Employment Service will forward a certificate to the contractor indicating the unavailability of applicants. Such certificate shall be made a part of the contractor's permanent project records. Upon receipt of this certificate, the contractor may employ persons who do not normally reside in the labor area to fill positions covered by the certificate, notwithstanding the provisions of subparagraph (1c) above.

5. The provisions of 23 CFR 633.207(e) allow the contracting agency to provide a contractual preference for the use of mineral resource materials native to the Appalachian region.

6. The contractor shall include the provisions of Sections 1 through 4 of this Attachment A in every subcontract for work which is, or reasonably may be, done as on-site work.

Contract Provision - Cargo Preference Requirements

In accordance with Title 46 CFR § 381.7 (b), the contractor agrees—

“(1) To utilize privately owned United States-flag commercial vessels to ship at least 50 percent of the gross tonnage (computed separately for dry bulk carriers, dry cargo liners, and tankers) involved, whenever shipping any equipment, material, or commodities pursuant to this contract, to the extent such vessels are available at fair and reasonable rates for United States-flag commercial vessels.

(2) To furnish within 20 days following the date of loading for shipments originating within the United States or within 30 working days following the date of loading for shipments originating outside the United States, a legible copy of a rated, ‘on-board’ commercial ocean bill-of-lading in English for each shipment of cargo described in paragraph (b) (1) of this section to both the Contracting Officer (through the prime contractor in the case of subcontractor bills-of-lading) and to the Division of National Cargo, Office of Market Development, Maritime Administration, Washington, DC 20590.

(3) To insert the substance of the provisions of this clause in all subcontracts issued pursuant to this contract.”

Provisions (1) and (2) apply to materials or equipment that are acquired solely for the project. The two provisions do not apply to goods or materials that come into inventories independent of the project, such as shipments of Portland cement, asphalt cement, or aggregates, when industry suppliers and contractors use these materials to replenish existing inventories.