

STATE OF ILLINOIS
DEPARTMENT OF TRANSPORTATION

F.A. RTE.	SECTION	COUNTY	TOTAL SHEETS	SHEET NO.
VAR	D7 RR SIGNAL 2022-1	VARIOUS	9	1
		ILLINOIS	CONTRACT NO. 74B17	

FOR INDEX OF SHEETS, SEE SHEET NO. 2

**PROPOSED
HIGHWAY PLANS**

**VARIOUS ROUTES
SECTION D7 RR SIGNAL 2022-1
RR SIGNAL MODERNIZATION
VARIOUS COUNTY**

DOT #291369K

PROPOSED RR SIGNAL
MODIFICATION
IL 48 & GREENSWICH/27TH
ST, DECATUR IL

DOT #291373A

PROPOSED RR SIGNAL
MODIFICATION
IL 48 & HUBBARD AVE,
DECATUR IL

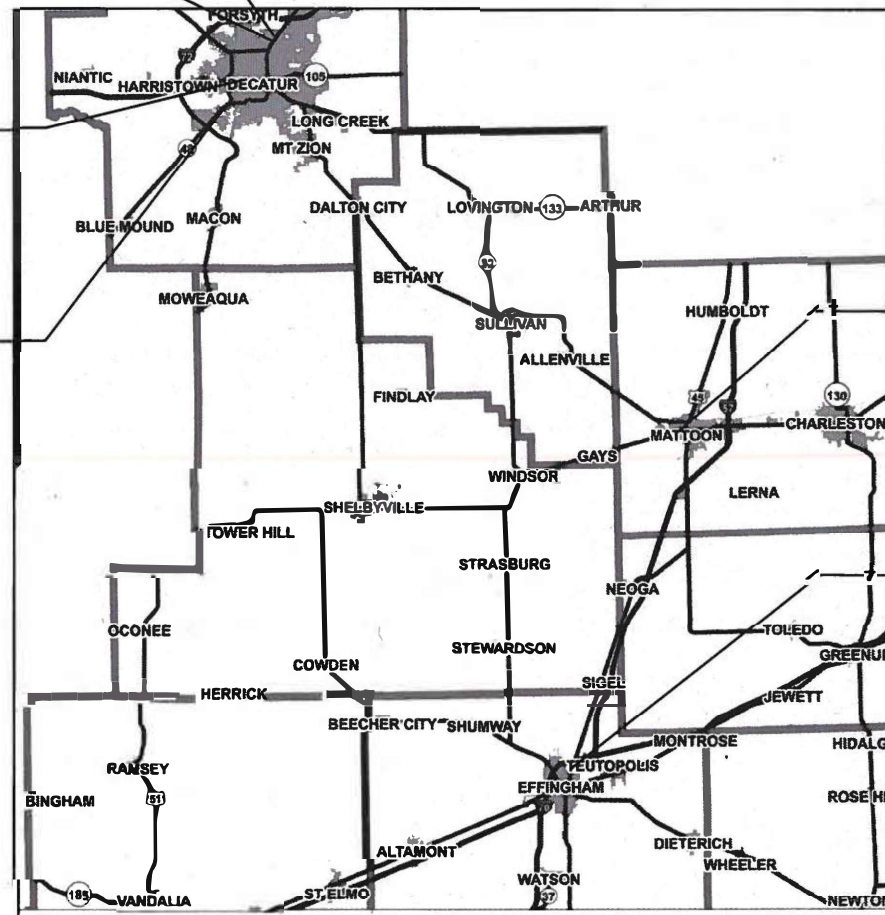
DOT #154645K

PROPOSED RR SIGNAL
MODIFICATION
US 36 & ELDERADO,
DECATUR IL

DOT #479202Y

PROPOSED RR SIGNAL
MODIFICATION
IL 48 & ROCKSPRING RD,
DECATUR IL

C-97-081-22

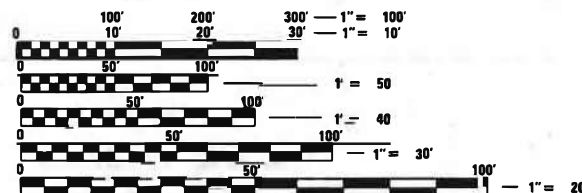
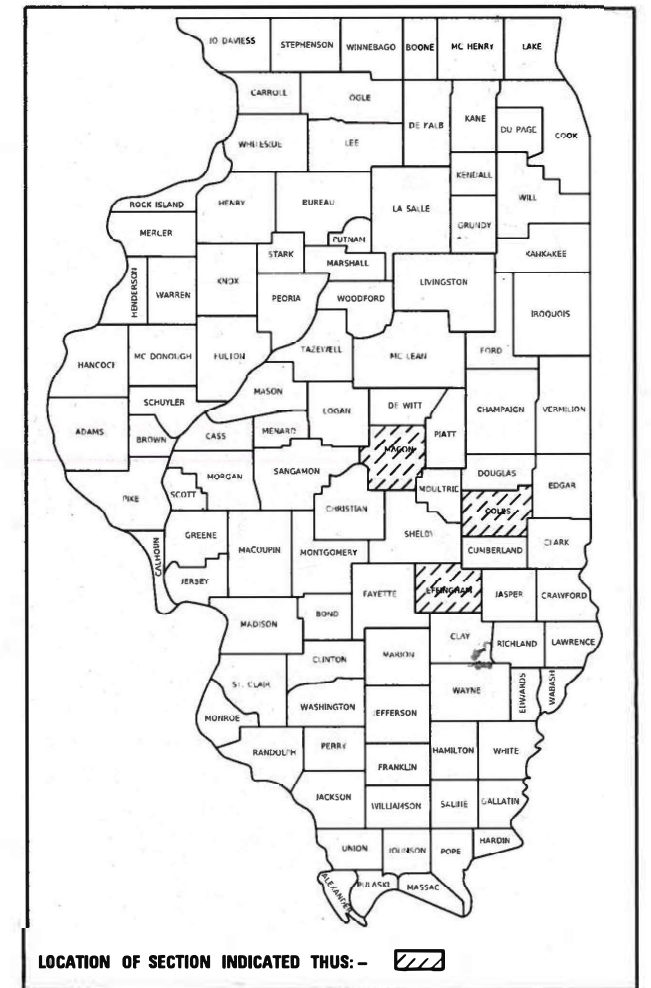


DOT #292956P

PROPOSED RR SIGNAL
MODIFICATION
IL 16 & MARSHALL,
MATTOON IL

DOT #289180B

PROPOSED RR SIGNAL
MODIFICATION
US 45 & EVERGREEN,
EFFINGHAM IL



FULL SIZE PLANS HAVE BEEN PREPARED USING STANDARD
ENGINEERING SCALES. REDUCED SIZED PLANS WILL NOT
CONFORM TO STANDARD SCALES. IN MAKING MEASUREMENTS
ON REDUCED PLANS, THE ABOVE SCALES MAY BE USED.

J.U.L.I.E.
JOINT UTILITY LOCATION INFORMATION FOR EXCAVATORS
1-800-892-0123
OR 811

PROJECT ENGINEER MARK DAUGHERTY
PROJECT MANAGER JOSH PORTER

CONTRACT NO. 74B17

STATE OF ILLINOIS
DEPARTMENT OF TRANSPORTATION

SUBMITTED MARCH 29, 2022
Jeffrey P. Myer
REGIONAL ENGINEER

May 13, 2022 [Signature]
ENGINEER OF DESIGN AND ENVIRONMENT

May 13, 2022 [Signature]
DIRECTOR OF HIGHWAYS PROJECT IMPLEMENTATION

**PRINTED BY THE AUTHORITY
OF THE STATE OF ILLINOIS**

INDEX OF SHEETS

SHEET NO	TITLE
1	COVER SHEET
2	GENERAL NOTES, INDEX OF SHEETS, LIST OF STANDARDS
3	SUMMARY OF QUANTITIES
4	TRAFFIC SIGNAL PLANS- US 45 & EVERGREEN ST, EFFINGHAM IL
5	TRAFFIC SIGNAL PLANS- IL 16 & MARSHALL AVE, MATTOON IL
6	TRAFFIC SIGNAL PLANS- IL 48 & ROCKSPRING RD, DECATUR IL
7	TRAFFIC SIGNAL PLANS- US 36 & ELDORADO ST, DECATUR IL
8	TRAFFIC SIGNAL PLANS- IL 48 & HUBBARD RD, DECATUR IL
9	TRAFFIC SIGNAL PLANS- IL 48 & GREENSWITCH / 27TH, DECATUR IL

THE FOLLOWING STANDARDS ARE A PART OF THESE PLANS AND ARE INCLUDED FOLLOWING THE LAST NUMBERED SHEET OF THE PLANS.

000001-08	STANDARD SYMBOLS, ABBREVIATIONS, AND PATTERNS
001006	DECIMAL OF AN INCH AND OF A FOOT
701101-05	OFF-ROAD OPERATIONS, MULTILANE, 15' TO 24" FROM PAVEMENT EDGE
701106-02	OFF-ROAD OPERATIONS, MULTILANE, MORE THAN 15' AWAY
701421-08	LANE CLOSURE, MULTILANE, DAY OPERATIONS, FOR SPEEDS > 45 MPH TO 55 MPH
701701-10	URBAN LANE CLOSURE, MULTILANE INTERSECTION
701901-08	TRAFFIC CONTROL DEVICES
857001-01	STANDARD PHASE DESIGNATION DIAGRAMS AND PHASE SEQUENCES
873001-02	TRAFFIC SIGNAL GROUNDING & BONDING
878001-11	CONCRETE FOUNDATION DETAILS
857006-01	SUPERVISED RAILROAD INTERCONNECT CIRCUIT
862001-01	UNITERRUPTABLE POWER SUPPLY (UPS)

SIGNAL GENERAL NOTES

THIS PROJECT CONSISTS OF TRAFFIC SIGNAL UPDATES AT 6 SEPARATE RAILROAD INTERSECTIONS. (US 45 AND EVERGREEN STREET, EFFINGHAM IL; IL 16 AND MARSHALL AVE, MATTOON IL; IL 48 AND ROCKSPRING RD, DECATUR IL; US 36 AND ELDORADO ST, DECATUR IL; IL 48 AND HUBBARD RD, DECATUR IL; IL 48 AND GREENSWITCH/27TH ST, DECATUR IL. THE WORK INCLUDED IN THIS SECTION CONSISTS OF REPLACING EXISTING TRAFFIC CONTROLLER, UNITERRUPTABLE POWER SUPPLY, ILLIMINATED RR BLANK OUT SIGNS SPARE RR CONTROLLER AND ALL OTHER WORK NECESSARY TO COMPLETE THIS PORTION OF THIS PROJECT.

THE CONTRACTOR SHALL VERIFY THE EXACT LOCATION OF ALL UNDERGROUND UTILITIES PRIOR TO BEGINNING CONSTRUCTION. CALL J.U.L.I.E. AT 1-800-892-0123. THE TRAFFIC SIGNAL UTILITY LINES WILL BE LOCATED BY IDOT, CALL 217-342-3951.

THE TRAFFIC SIGNAL ENGINEER AT THE ILLINOIS DEPARTMENT OF TRANSPORTATION JOSH PORTER SHALL BE NOTIFIED AT 217-342-5677 AT LEAST 72 HOURS PRIOR TO ANY SIGNAL ADJUSTMENTS.

ALL HARDWARE SHALL BE TIGHTENED AND WELL SECURED. CABLES SHALL BE NEATLY WOUND IN HANDHOLES. CABLES SHALL BE NEATLY TRAINED IN THE CONTROLLER CABINET.

ALL THREADS OF BOLTS USED IN ASSEMBLY OF TRAFFIC SIGNAL COMPONENTS SHALL BE COATED WITH A NON- LEAD BASED ANTI -SEIZE COMPOUND, SIMILAR TO LEAD PLATE, PRIOR TO ASSEMBLY.

THE NUMBER OF CONDUCTORS FOR ELECTRIC CABLES AS SHOWN ON THE PLANS SHALL BE THE MINIMUM NUMBER OF CONDUCTORS FURNISHED FOR EACH LOCATION. THE CONTRACTOR MAY SUBSTITUTE AN ELECTRIC CABLE WITH MORE CONDUCTORS THAN SPECIFIED BUT NO ADDITIONAL COMPENSATION WILL BE MADE FOR THE EXTRA CONDUCTORS.

ALL NEW TRAFFIC SIGNAL WIRING SHALL EXTEND FROM CONTROLLER TO RR CONTROLLER. SPLICES IN HANDHOLES WILL NOT BE ALLOWED.

SHOULD THE CONTRACTOR BE CHARGED BY THE RAILROADS FOR ANY WORK THAT THEY PERFORM IN CONNECTING THE NEW INTERCONNECT, THE DEPARTMENT SHALL REIMBURSE THEM IN ACCORDANCE WITH ARTICLE 109.05 OF THE STANDARD SPECIFICATIONS. PLEASE NOTE THAT IF THE SIGNAL TIMING IS BEING REVISED AS PART OF THE INTERCONNECT REPLACEMENT, ADDITIONAL INVOLVEMENT BY THE RAILROAD MAY BE NECESSARY AS THEY MAY BE REQUIRED TO COORDINATE THIS CHANGE WITH THE ILLINOIS COMMERCE COMMISSION (ICC).

RAILROAD CONTACT INFORMATION IS LISTED BELOW.

County	Location		Railroad	Railroad Contact
	Description	DOT Crossing Number		
Coles	IL 16 & Marshall Ave.	292954B / 292956P	CN / Illinois Central Railroad	Eric Rutledge (217) 254-1008
Macon	IL 48 & Greenswitch/27th St	291369K	CN / Illinois Central Railroad	Eric Rutledge (217) 254-1008
Effingham	US 45 & Evergreen Ave.	289180B	CN / Illinois Central Railroad	Eric Rutledge (217) 254-1008
Macon	US 36 & Eldorado St.	154645K	Decatur & Eastern Illinois Railroad	Cody McGee (217) 855-4107
Macon	IL 48 & Rock Spring Rd.	479202Y	Norfolk Southern Railway	Walter Houck (217) 425-2154
Macon	IL 48 & Hubbard Ave.	291373A	CN / Illinois Central Railroad	Eric Rutledge (217) 254-1008

REV. - MS

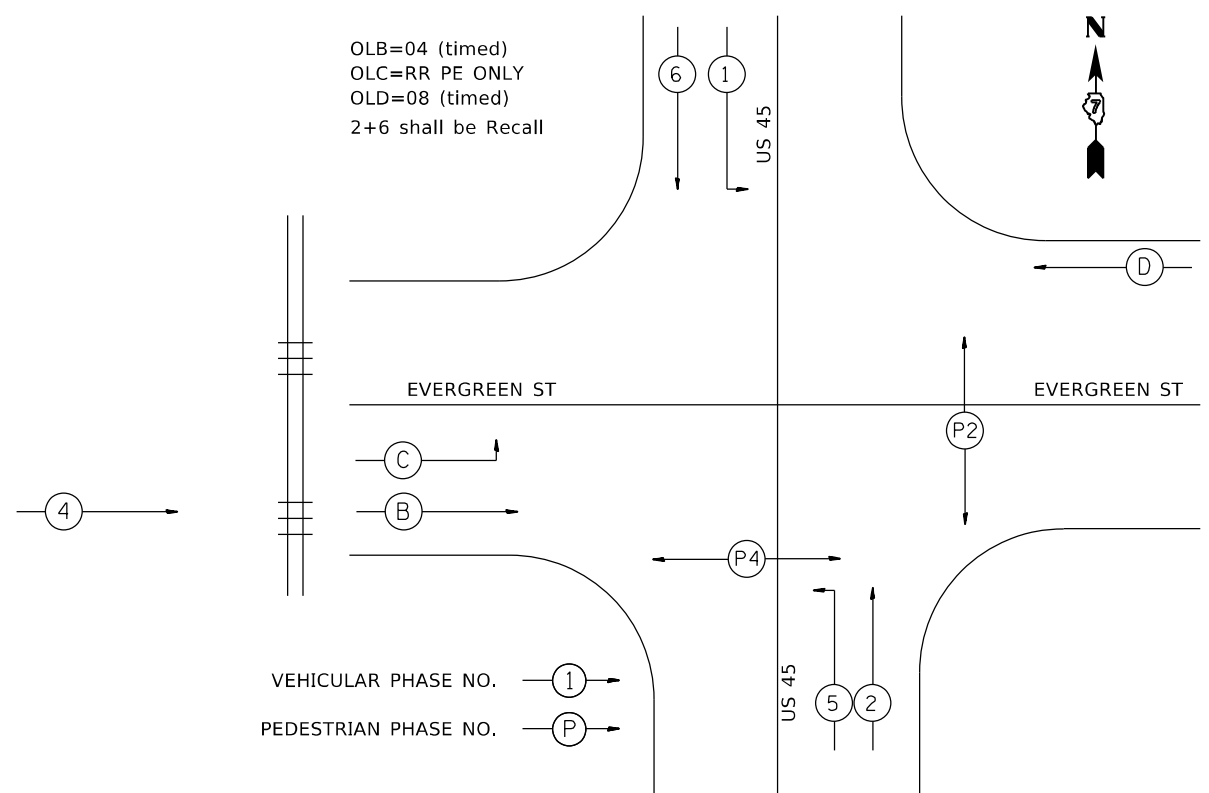
MODEL: D:\default
FILE: Macon_Plan\illdot-ca-bentley.com\PROJECTS\DOT_Offices\Dirct_7\Project374B\17\CADD\DATA\CAD\sheet074B17.sht-general.dgn

USER NAME = bakeral	DESIGNED -	REVISED -	STATE OF ILLINOIS DEPARTMENT OF TRANSPORTATION	RAILROAD INTERCONNECT UPGRADE INDEX OF SHEETS & GENERAL NOTES		F.A. RTE.	SECTION	COUNTY	TOTAL SHEETS	SHEET NO.					
	DRAWN -	REVISED -		SCALE:	SHEET	OF	SHEETS	STA.	TO	STA.	VAR	D7 RR SIGNAL 2022-1	VARIOUS	9	2
PLOT SCALE = 40.0000' / in.	CHECKED -	REVISED -													
PLOT DATE = 3/29/2022	DATE -	REVISED -													
											ILLINOIS FED. AID PROJECT				

BILL OF MATERIALS- US 45 & EVERGREEN ST, EFFINGHAM IL DOT #289180B

CODE	ITEM	UNIT	QUANTITY
89502210	*MODIFY EXISTING CONTROLLER CABINET	EACH	1
X0323071	SPARE FULL-ACTUATED CONTROLLER, SPECIAL	EACH	2

*The existing controller cabinet shall be modified to add an additional Test B input with a test switch.



PHASE DESIGNATION DIAGRAM

RR Pre-Emption
 Upon a demand for RR Pre-Emption, any active non-track clear indications shall terminate and blankout signs shall illuminate. Pedestrian clearance shall be limited to through the associated vehicular yellow interval only.

Track Clear = OL B+OLC
 Dwell = P2+6
 Exit = P4 +8

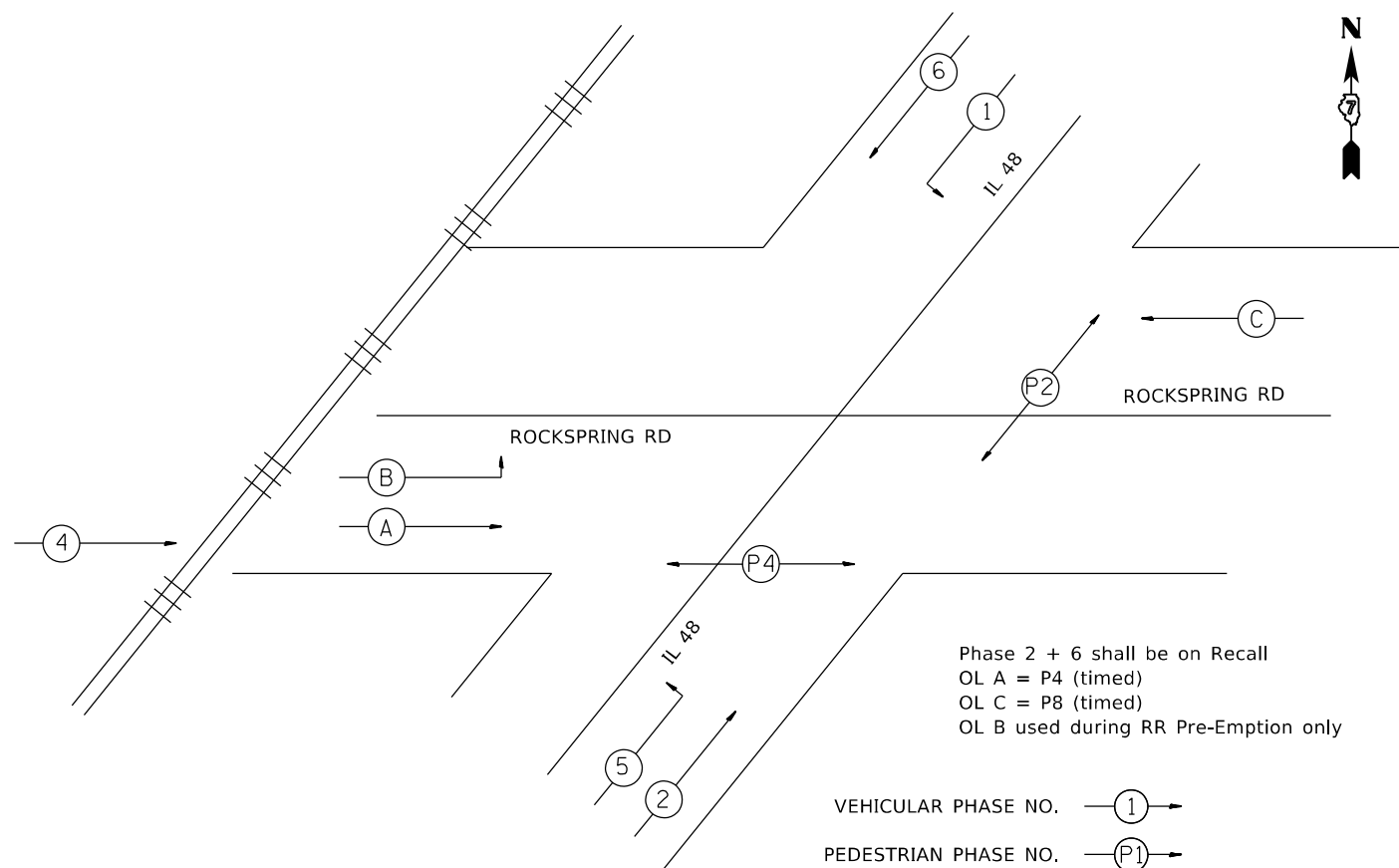
MODEL: Default
 FILE: \\mari-c:\p\ultra-cw\ben\efy.com\PIV\DOT\Documents\DOT Office\Dir\dir_7\Project\74B17\CADD\DATA\CAD\Sheet\74B17-4-1-1-1.dgn

USER NAME = bakeral	DESIGNED -	REVISED -	STATE OF ILLINOIS DEPARTMENT OF TRANSPORTATION	RAILROAD INTERCONNECT UPGRADE US 45 & EVERGREEN ST, EFFINGHAM IL	F.A. RTE.	SECTION	COUNTY	TOTAL SHEETS	SHEET NO.
PLOT SCALE = 40,0000 * / in.	DRAWN -	REVISED -			VAR	D7 RR SIGNAL 2022-1	EFFINGHAM	9	4
PLOT DATE = 4/26/2022	CHECKED -	REVISED -			CONTRACT NO. 74B17				
	DATE -	REVISED -			SCALE:	SHEET	OF	SHEETS	STA.
					ILLINOIS FED. AID PROJECT				

BILL OF MATERIALS- IL 48 & ROCKSPRING RD, DECATUR IL DOT #489202Y

CODE	ITEM	UNIT	QUANTITY
86200300	UNINTERRUPTABLE POWER SUPPLY, EXTENDED	EACH	1
87301750	ELECTRIC CABLE IN CONDUIT, RAILROAD, NO 14 3C	FOOT	320
89502210	MODIFY EXISTING CONTROLLER CABINET	EACH	1
X0323071	SPARE FULL-ACTUATED CONTROLLER, SPECIAL	EACH	2
X8910050	ILLUMINATED SIGN, SPECIAL	EACH	4

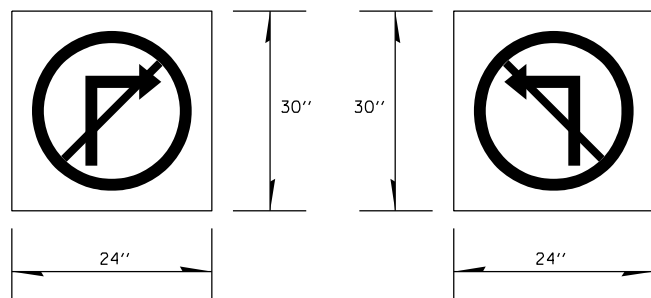
•The existing controller cabinet shall be modified to add an additional Test B input with a test switch.



PHASE DESIGNATION DIAGRAM

RR Pre-emption
 Upon a demand for RR Pre-emption, any active non-track clear indications shall terminate and blankout signs shall illuminate. Pedestrian clearance shall be limited to through the associated vehicular yellow interval only.

Track Clear = OL A+OL B
 Dwell = P2+6
 Exit = P4 +8



SOUTH BOUND IL 48 (2 EACH)
 (1) MAST ARM MOUNTED
 (1) BRACKET MOUNTED

NORTH BOUND IL 48 (2 EACH)
 (1) MAST ARM MOUNTED
 (1) BRACKET MOUNTED

ILLUMINATED SIGN, LED

LED BLANK OUT, RAILROAD PRE-EMPTIVE ACTIVATION
 TO BE INSTALLED ON EXISTING MAST ARMS AND SIGNAL POSTS

MODEL: Default
 FILE: \\macon\pwworkspace\ben\pwworkspace\Illinois\DOT\Documents\DOT\Office\Director\Projects\74817\CADD\Drawings\CAD\Sheet\74817-489202.dwg

USER NAME = bakeral	DESIGNED -	REVISED -
	DRAWN -	REVISED -
PLOT SCALE = 40,0000 */ in.	CHECKED -	REVISED -
PLOT DATE = 4/26/2022	DATE -	REVISED -

**STATE OF ILLINOIS
 DEPARTMENT OF TRANSPORTATION**

**RAILROAD INTERCONNECT UPGRADE
 IL 48 & ROCKSPRING RD, DECATUR IL**

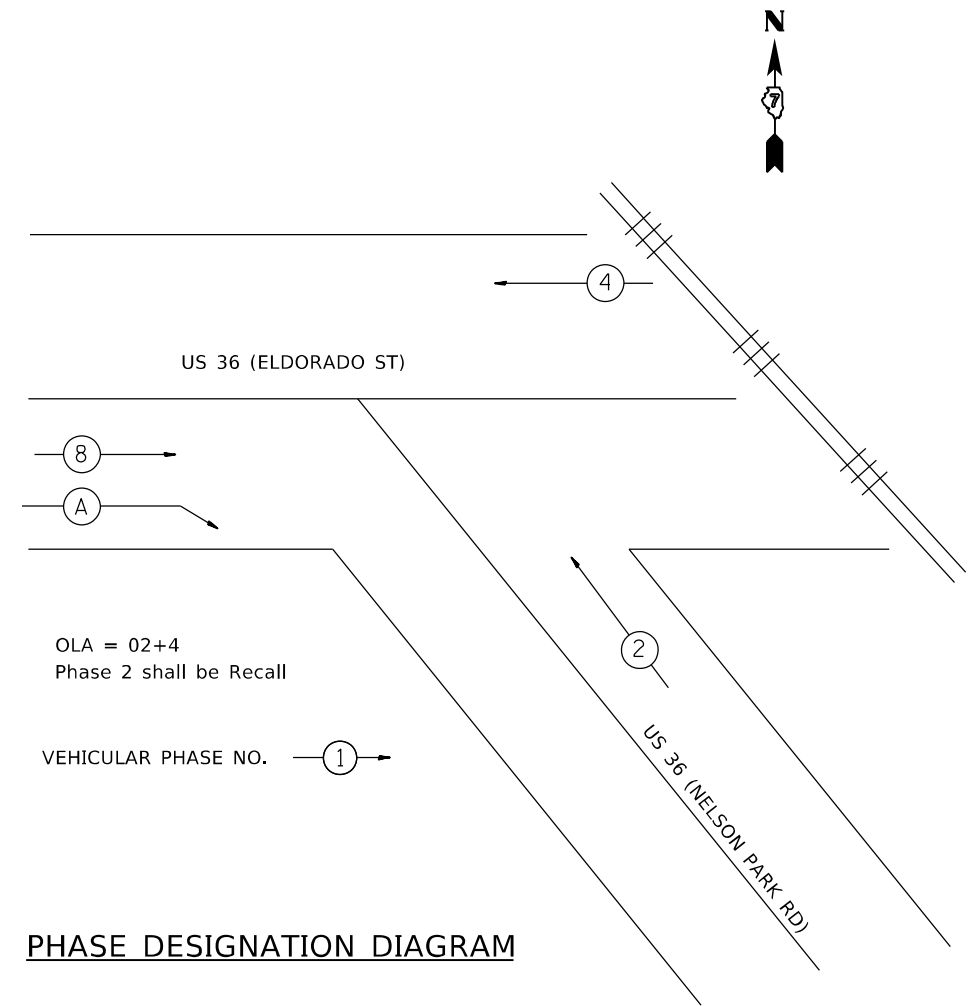
SCALE: SHEET OF SHEETS STA. TO STA.

F.A. RTE.	SECTION	COUNTY	TOTAL SHEETS	SHEET NO.
VAR	D7 RR SIGNAL 2022-1	MACON	9	6
			CONTRACT NO. 74817	
		ILLINOIS	FED. AID PROJECT	

BILL OF MATERIALS- US 36 & ELDORADO ST, DECATUR IL DOT #154645K

CODE	ITEM	UNIT	QUANTITY
86200300	UNINTERRUPTABLE POWER SUPPLY, EXTENDED	EACH	1
87301750	ELECTRIC CABLE IN CONDUIT, RAILROAD, NO 14 3C	FOOT	75
89502210	•MODIFY EXISTING CONTROLLER CABINET	EACH	1
X0323071	SPARE FULL-ACTUATED CONTROLLER, SPECIAL	EACH	2

•The existing controller cabinet shall be modified to add an additional Test B input with a test switch.



PHASE DESIGNATION DIAGRAM

RR Pre-Emption
Upon a demand for RR Pre-Emption, any active non-track clear indications shall terminate.

Track Clear = Phase 4 + OLA
Dwell = Phase 2 + OLA
Exit = Phase 4 + 8

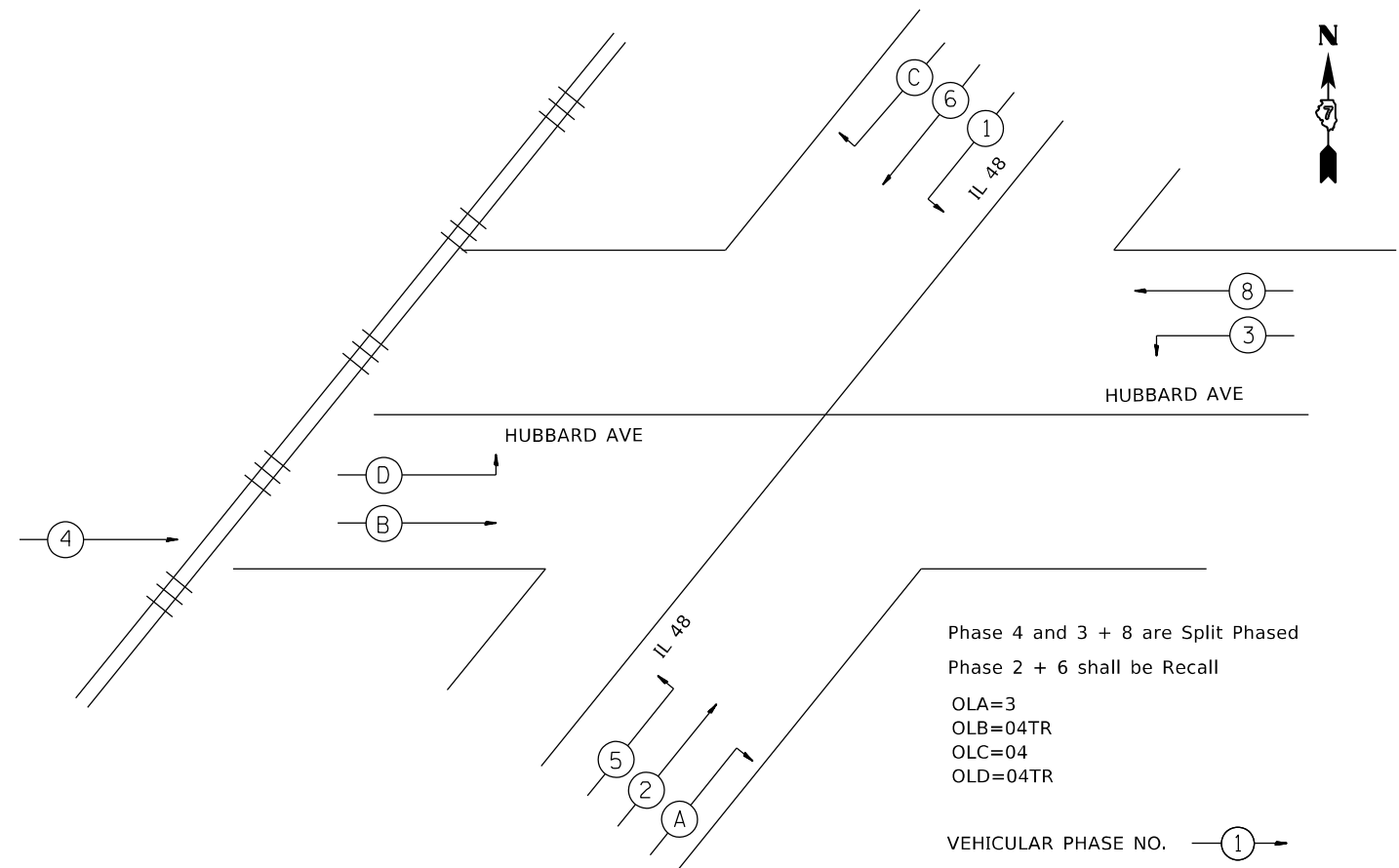
MODEL: Default
FILE: \\mailec:\pub\ultra-cw-bea\efw.com\PIV\DOT\Documents\DOT Office\Dir\dr. 7\Project\74B17\CADD\DATA\CAD\Sheet\74B17-4-1-1.dgn

USER NAME = bakeral	DESIGNED -	REVISED -	STATE OF ILLINOIS DEPARTMENT OF TRANSPORTATION	RAILROAD INTERCONNECT UPGRADE US 36 & ELDORADO, DECATUR IL	F.A. RTE.	SECTION	COUNTY	TOTAL SHEETS	SHEET NO.	
	DRAWN -	REVISED -			VAR	D7 RR SIGNAL 2022-1	MACON	9	7	
PLOT SCALE = 40,0000 * / in.	CHECKED -	REVISED -			CONTRACT NO. 74B17					
PLOT DATE = 4/26/2022	DATE -	REVISED -			SCALE:	SHEET	OF	SHEETS	STA.	TO STA.

BILL OF MATERIALS- IL 48 & HUBBARD AVE, DECATUR IL DOT #291373A

CODE	ITEM	UNIT	QUANTITY
86200300	UNINTERRUPTABLE POWER SUPPLY, EXTENDED	EACH	1
87301750	ELECTRIC CABLE IN CONDUIT, RAILROAD, NO 14 3C	FOOT	200
89502210	•MODIFY EXISTING CONTROLLER CABINET	EACH	1
X0323071	SPARE FULL-ACTUATED CONTROLLER, SPECIAL	EACH	2
X8910050	ILLUMINATED SIGN, SPECIAL	EACH	4

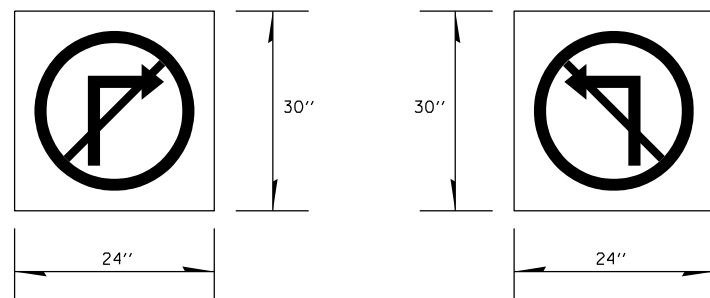
•The existing controller cabinet shall be modified to add an additional Test B input with a test switch.



PHASE DESIGNATION DIAGRAM

RR Pre-Emption
 Upon a demand for RR Pre-Emption, any active non-track clear indications shall terminate and blankout signs shall illuminate.

Track Clear = OLB + OLD
 Dwell = 1 + 6
 Cycle = Phases 1, 2, 3 (with OL A) and 6
 Exit = Phase 4



SOUTH BOUND IL 48 (2 EACH)
 (1) MAST ARM MOUNTED
 (1) BRACKET MOUNTED

NORTH BOUND IL 48 (2 EACH)
 (1) MAST ARM MOUNTED
 (1) BRACKET MOUNTED

ILLIMINATED SIGN, LED

LED BLANK OUT, RAILROAD PRE-EMPTIVE ACTIVATION
 TO BE INSTALLED ON EXISTING MAST ARMS AND SIGNAL POSTS

MODEL: Default
 FILE: \\macon-pw-bentley.com\PW\DOT\Documents\DOT Offices\District 7\Projects\74817\CADD\Drawings\CAD\Sheet\74817-4-1-1.dwg

USER NAME = bakeral	DESIGNED -	REVISED -
	DRAWN -	REVISED -
PLOT SCALE = 40,0000 */ in.	CHECKED -	REVISED -
PLOT DATE = 4/26/2022	DATE -	REVISED -

**STATE OF ILLINOIS
 DEPARTMENT OF TRANSPORTATION**

**RAILROAD INTERCONNECT UPGRADE
 IL 48 & HUBBARD AVE, DECATUR IL**

SCALE: SHEET OF SHEETS STA. TO STA.

F.A. RTE.	SECTION	COUNTY	TOTAL SHEETS	SHEET NO.
VAR	D7 RR SIGNAL 2022-1	MACON	9	8
			CONTRACT NO. 74B17	
		ILLINOIS	FED. AID PROJECT	

