










LEGEND

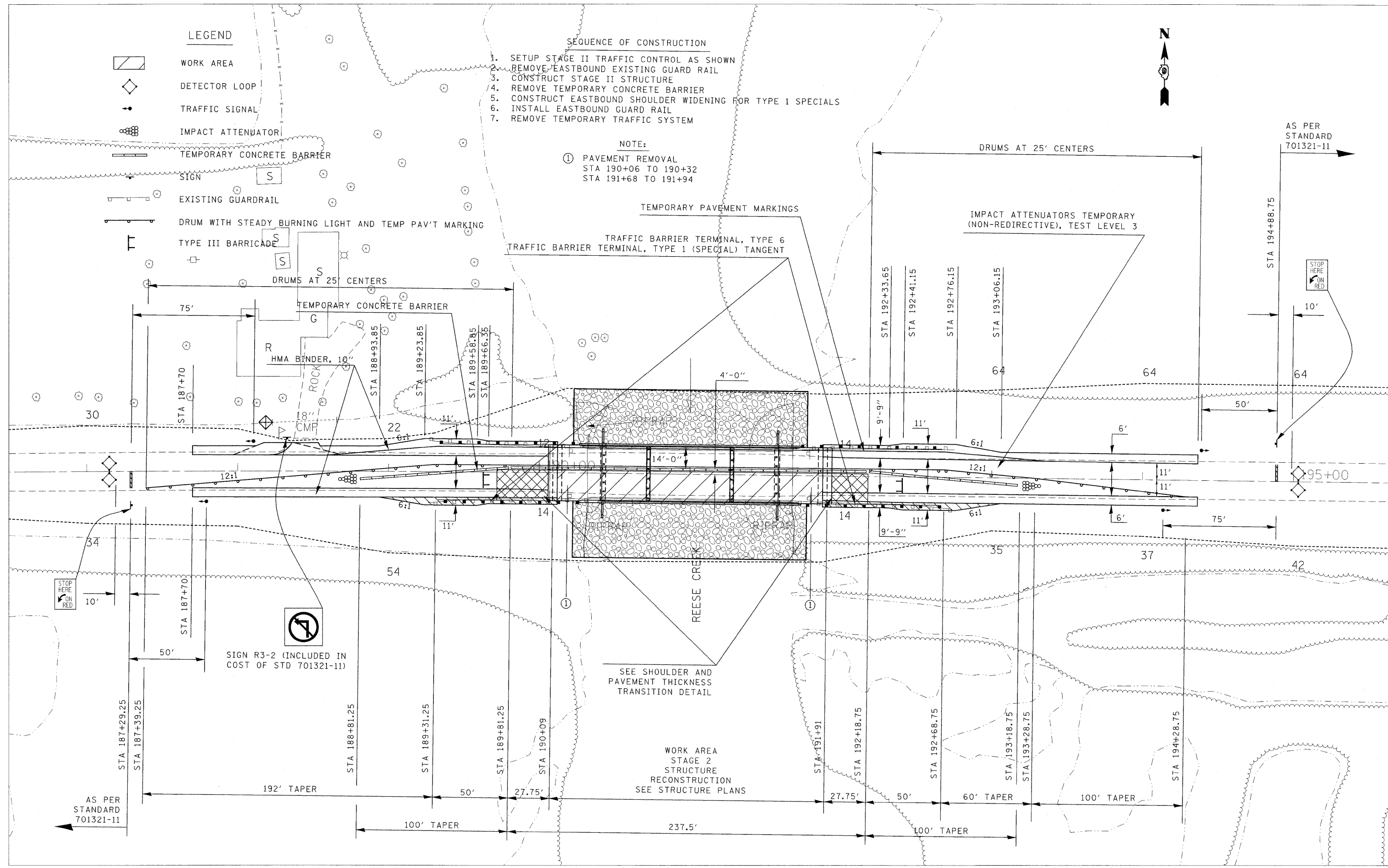
-  WORK AREA
-  DETECTOR LOOP
-  TRAFFIC SIGNAL
-  IMPACT ATTENUATOR
-  TEMPORARY CONCRETE BARRIER
-  SIGN
-  EXISTING GUARDRAIL
-  DRUM WITH STEADY BURNING LIGHT AND TEMP PAV'T MARKING
-  TYPE III BARRICADE

SEQUENCE OF CONSTRUCTION

1. SETUP STAGE II TRAFFIC CONTROL AS SHOWN
2. REMOVE EASTBOUND EXISTING GUARD RAIL
3. CONSTRUCT STAGE II STRUCTURE
4. REMOVE TEMPORARY CONCRETE BARRIER
5. CONSTRUCT EASTBOUND SHOULDER WIDENING FOR TYPE 1 SPECIALS
6. INSTALL EASTBOUND GUARD RAIL
7. REMOVE TEMPORARY TRAFFIC SYSTEM

NOTE:

- ① PAVEMENT REMOVAL
STA 190+06 TO 190+32
STA 191+68 TO 191+94



FILE NAME =
#FILE#

USER NAME = #USER#
DRAWN -
CHECKED -
DATE -

DESIGNED -
DRAWN -
CHECKED -
DATE -

REVISED -
REVISED -
REVISED -
REVISED -

**STATE OF ILLINOIS
DEPARTMENT OF TRANSPORTATION**

**STAGE 2 MOT PLAN
SN 073-0036 RECONSTRUCTION**

SCALE: 1" = 30' SHEET NO. OF SHEETS STA. 187+00 TO STA. 195+00

F.A.P. RTE.	SECTION	COUNTY	TOTAL SHEETS	SHEET NO.
869	.	**	299	55
CONTRACT NO. 98797				