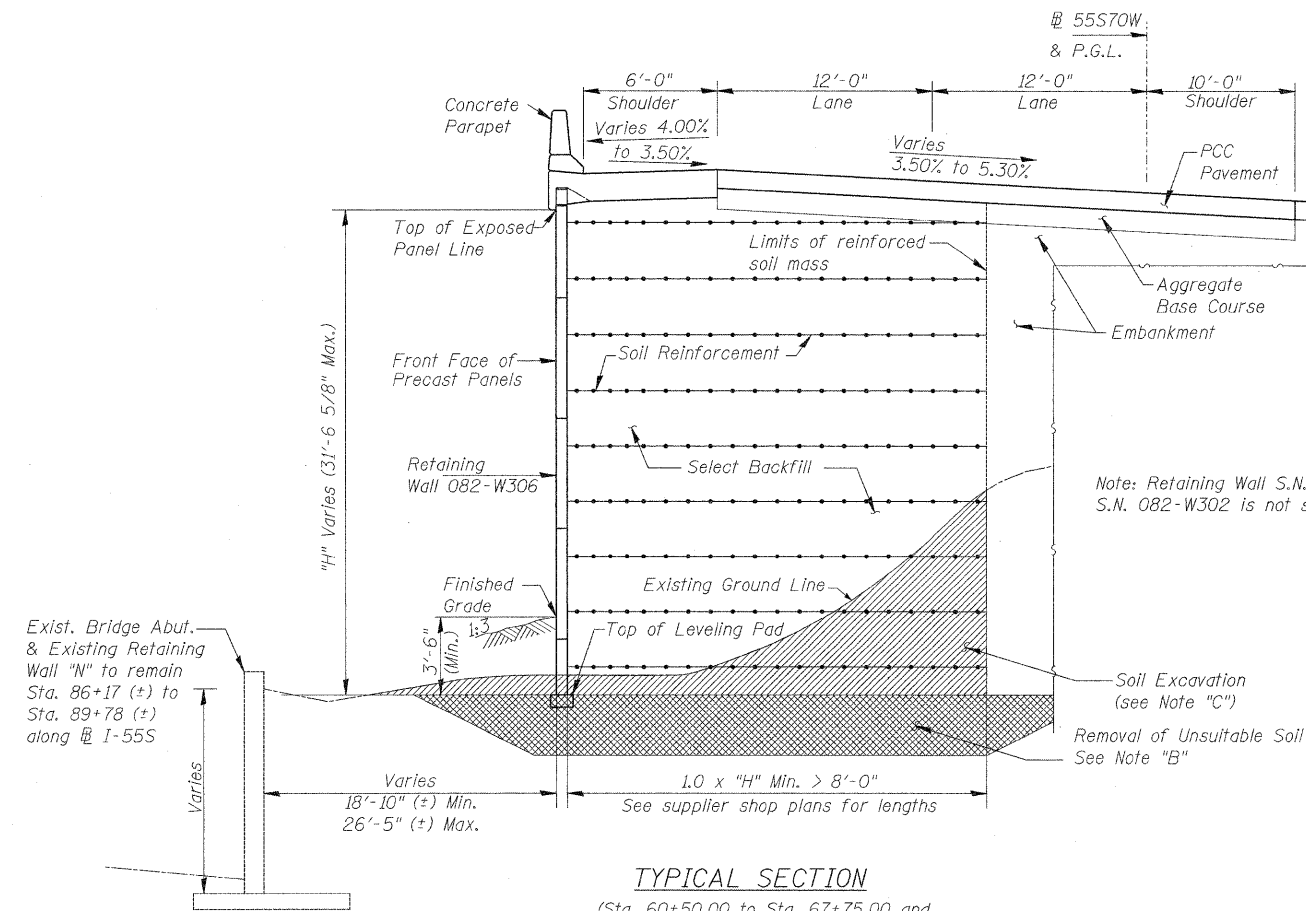


GENERAL NOTES

1. Reinforcement bars shall conform to the requirements of ASTM A706 Gr 60. See Special Provisions.
2. Reinforcement bars designated (E) shall be epoxy coated.
3. Slipforming of the parapets is not allowed.
4. The Contractor shall take all precautions to protect existing electrical conduits at Sta. 69+70 (approx.), Elev. 405 during the construction of the MSE wall.
5. For Drainage Structure location, type and size, see Sheet Nos. 58 thru 60. The wall system supplier shall design the load transfer system to accommodate drainage structure and pipe.

TOTAL BILL OF MATERIAL

ITEM	UNIT	TOTAL
Removal and Disposal of Unsuitable Material	Cu Yd	1,206
Protective Coat	Sq Yd	1,589
Structure Excavation	Cu Yd	3,682
Concrete Structures	Cu Yd	513.5
Concrete Superstructure	Cu Yd	177.7
Reinforcement Bars, Epoxy Coated	Pound	144,690
Name Plates	Each	1
Mechanically Stabilized Earth Retaining Wall	Sq Ft	22,239
Mechanically Stabilized Earth Retaining Wall, Special	Sq Ft	4,926
Porous Granular Embankment	Cu Yd	1,206



TYPICAL SECTION

(Sta. 60+50.00 to Sta. 67+75.00 and Sta. 70+40.00 to Sta. 74+11.55)
(Looking Upstation)
NTS

Note A:

Settlement monitoring devices shall be installed to monitor MSE wall and Fill Embankment. See Sheet No. 286A for location of settlement monitoring devices.

Note B:

Remove and replace soft cohesive subgrade soil between Sta. 63+50 & Sta. 67+75 and replace with compacted, well graded crushed rock. Excavated material may be classified as a special waste. Removal of special waste shall be in accordance with contaminated soil provision.

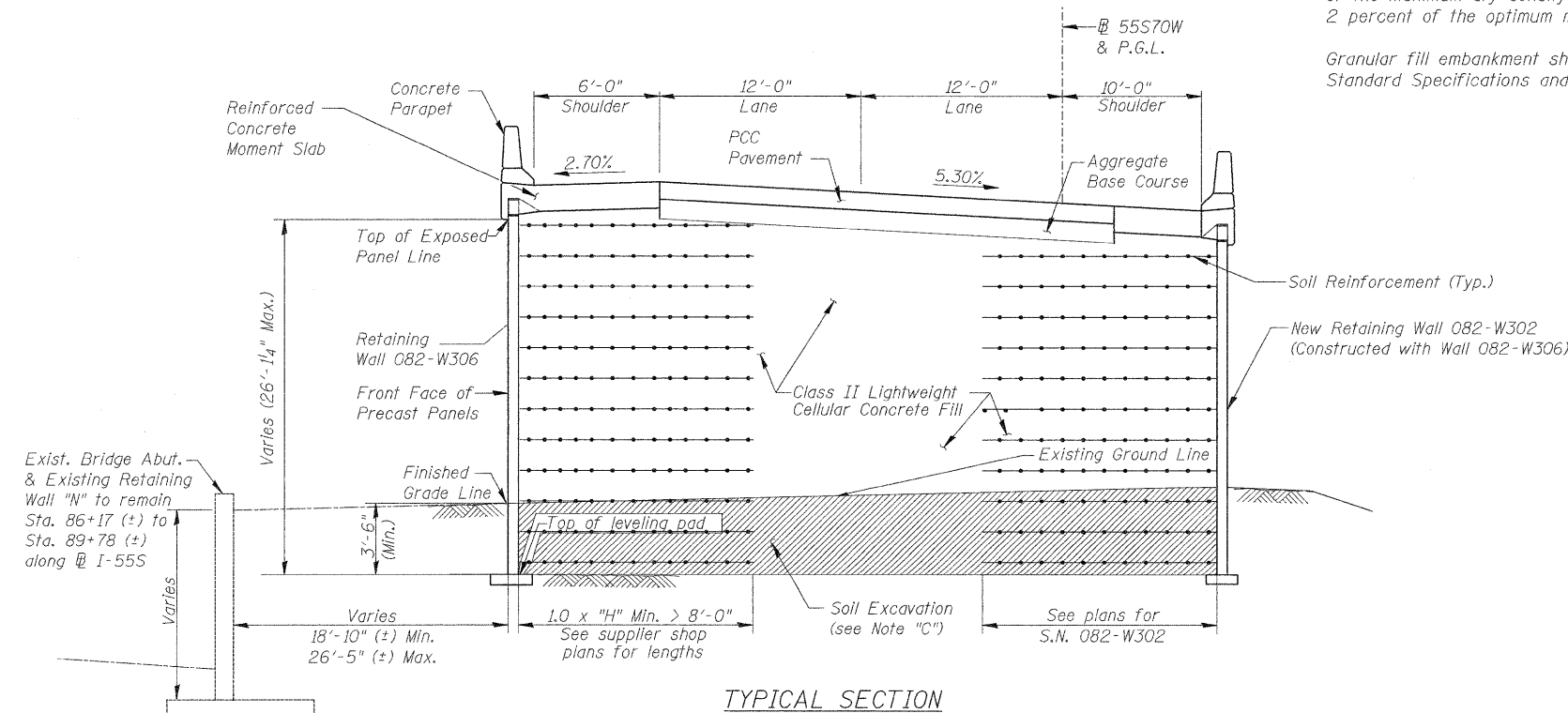
Note C:

Excavated material (soil cuts, unsuitable material and level pads) may be classified as a special waste. Removal of special waste shall be in accordance with contaminated soil provision.

Note D:

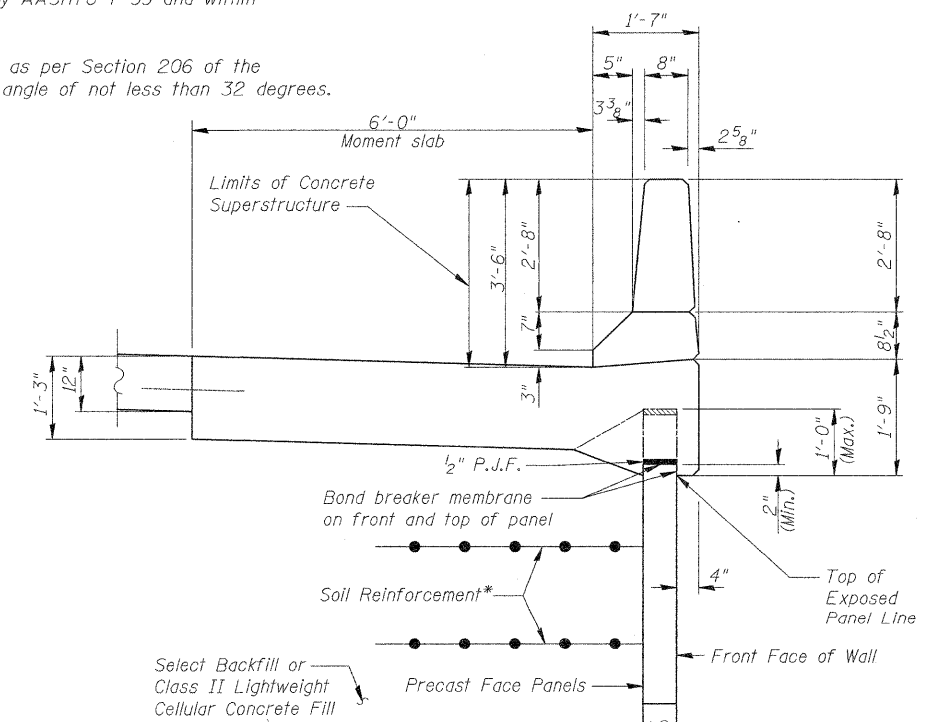
Low plasticity, cohesive soil fill embankment must be compacted as per Section 205 of the Standard Specifications to not less than 100 percent of the maximum dry density as determined by AASHTO T 99 and within 2 percent of the optimum moisture content.

Granular fill embankment shall be compacted as per Section 206 of the Standard Specifications and have a friction angle of not less than 32 degrees.



TYPICAL SECTION

(Sta. 67+75.00 to Sta. 70+40.00)
(Looking Upstation)
NTS



TYPICAL CROSS SECTION

*The M.S.E. wall supplier's internal stability design shall account for the anchorage slab's bearing pressure surcharge of 1.0 ksf and horizontal sliding force of 0.5 kips/ft. of wall.

082-W306-76C75-TypicalSections-503.dgn