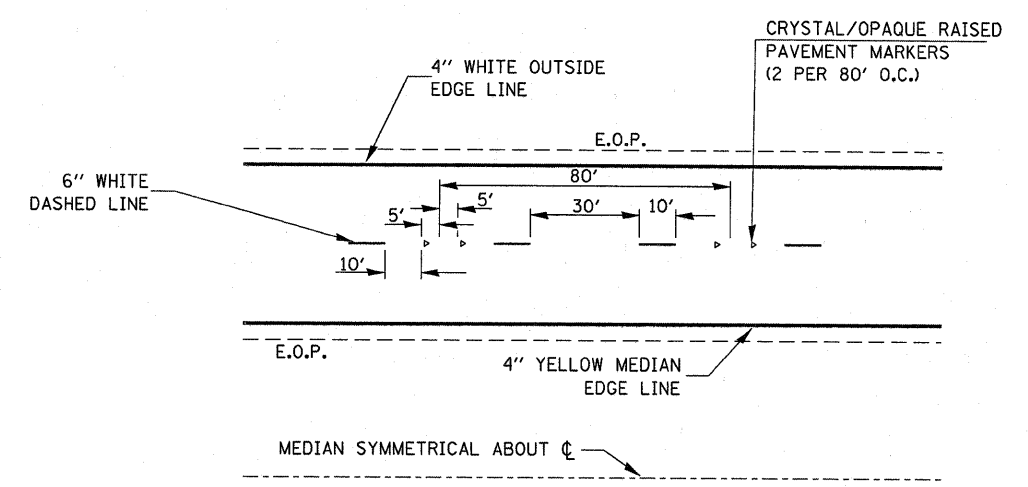


TYPICAL PAVEMENT MARKING FOR ENTRANCE RAMP TERMINALS

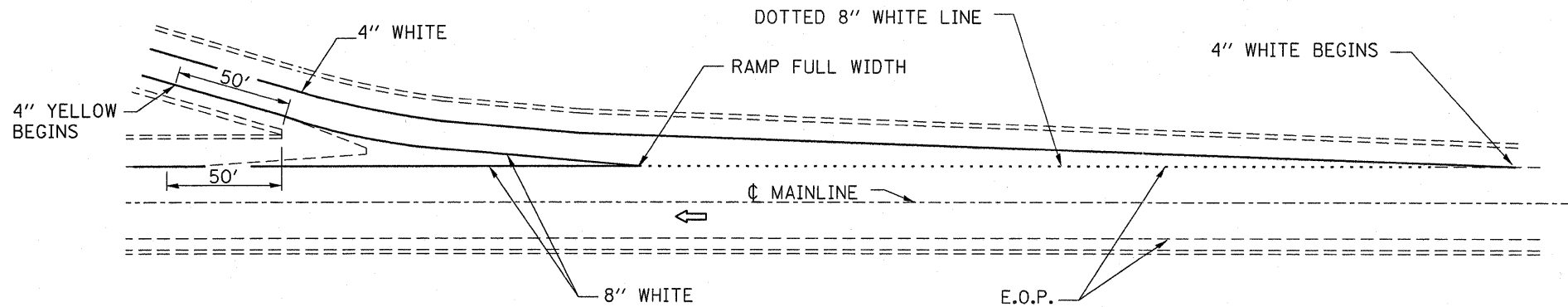


TYPICAL PAVEMENT MARKINGS

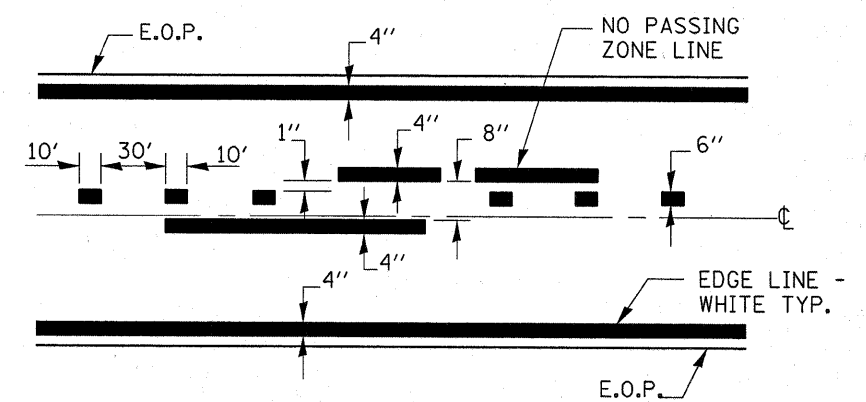
FAI 57

NOTE:
 WHEN PATCHING IS ADJACENT TO 8" PAVEMENT MARKING LINE
 THE 8" STRIP SHALL BE REPLACED WITH TWO 4" LINES.

 RAISED REFLECTIVE PAVEMENT MARKERS THAT FALL WITHIN
 PATCHED BOUNDARIES WILL NOT BE REPLACED.



TYPICAL PAVEMENT MARKINGS FOR EXIT RAMP TERMINALS



CENTERLINE & NO PASSING ZONE LINES - YELLOW (SEE TYPICAL SECTIONS)

PAVEMENT MARKING

FAS 310

FILE NAME =	USER NAME = monallysr	DESIGNED - RON WOODSHANK	REVISED -
c:\pwork\pavidot\monallysr\d0264608\0366838-sht-details.dgn		DRAWN - RON WOODSHANK	REVISED -
	PLOT SCALE = 50.0000' / IN.	CHECKED -	REVISED -
	PLOT DATE = Apr 04, 2011 - 08:44:29 AM	DATE -	REVISED -

**STATE OF ILLINOIS
 DEPARTMENT OF TRANSPORTATION**

TYPICAL PAVEMENT MARKING

SCALE: SHEET NO. 1 OF 1 SHEETS

RTE.	SECTION	COUNTY	TOTAL SHEETS	SHEET NO.
FAI 57	D3 PAVEMENT PATCHING 2012-3	KANKAKEE	13	12
ILLINOIS			CONTRACT NO. 66B38	