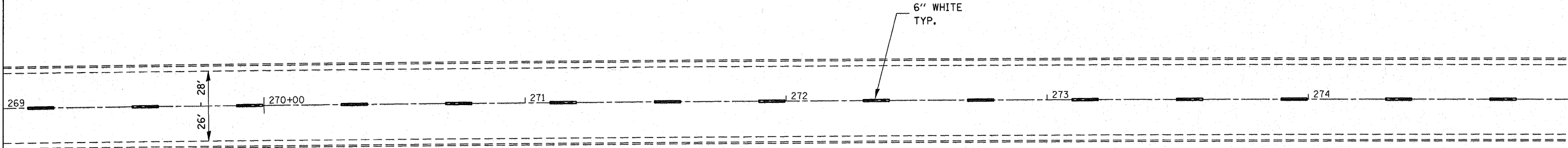





MATCH LINE STA. 269 + 00

MATCH LINE STA. 275 + 00

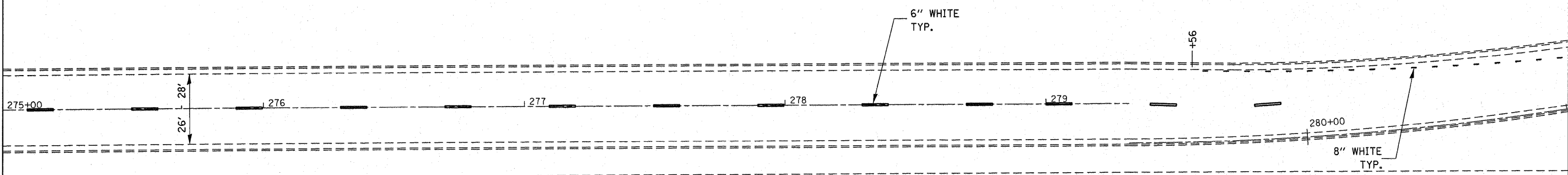


- NOTE 1: MANHOLES TO B ADJUSTED WITH NEW TYPE 1 FRAME, CLOSED LID.
- NOTE 2: INLET TO BE ADJUSTED WITH TYPE 3 FRAME AND GRATE.
- NOTE 3: INLET TO BE ADJUSTED WITH TYPE 11 FRAME AND GRATE.
- NOTE 4: WATER VALVE TO BE ADJUSTED.



MATCH LINE STA. 275 + 00

MATCH LINE STA. 281 + 00



FILE NAME =	USER NAME = wosilewskimw	DESIGNED -	REVISED -
ca\pwork\pwsdot\wosilewskimw\0248423\0366839-shd-details.DGN		DRAWN -	REVISED -
	PLT SCALE = 20.0000' / IN.	CHECKED -	REVISED -
	PLT DATE = Mar 28, 2011 - 07:25:12 AM	DATE -	REVISED -

**STATE OF ILLINOIS  
DEPARTMENT OF TRANSPORTATION**

**IL. RTE. 23 - BLOOMINGTON ST.  
PAVEMENT MARKING**

SCALE: SHEET NO. OF SHEETS STA. 269+00 TO STA. 281+00

F.A.P. RTE.	SECTION	COUNTY	TOTAL SHEETS	SHEET NO.
68	(52,99,100)RS-3, (37)RS-2	*	50	31
* LASALLE & LIVINGSTON			CONTRACT NO. 66839	
<small>ILLINOIS FED. AID PROJECT</small>				