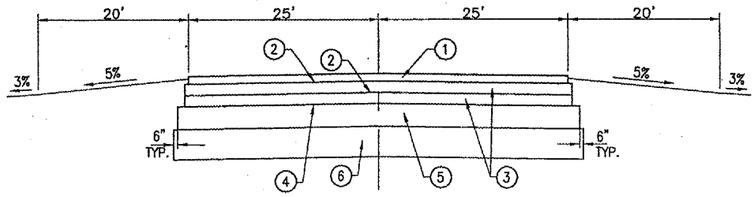

TAXIWAY TYPICAL SECTION "A-A"
(NOT TO SCALE)

LEGEND FOR TYPICAL SECTIONS "A" & "B"

1. 401-BITUMINOUS SURFACE COURSE (2" DEPTH)
2. 603-TACK COAT (0.05 TO 0.15 GAL./S.Y.)
3. 201-BITUMINOUS BASE COURSE (2-3" LIFTS)
4. 602-PRIME COAT (0.35 GAL./S.Y.)
5. 209-CRUSHED AGGREGATE BASE COURSE (6" DEPTH)
6. 208-OVERSIZED AGGREGATE (8" DEPTH)

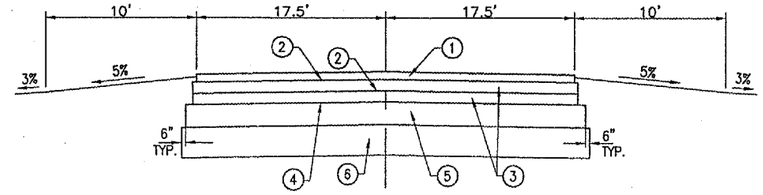

TAXIWAY TYPICAL SECTION "B-B"
(NOT TO SCALE)

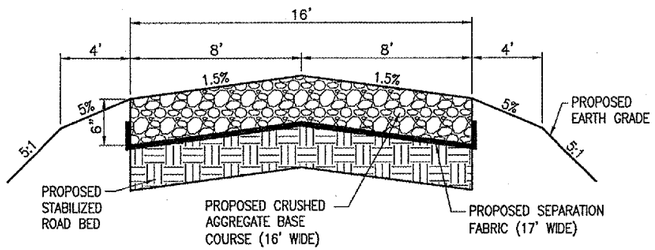

TYPICAL SECTION "C-C" (GLIDE SLOPE ROAD)
NOT TO SCALE

AR401611 BITUMINOUS SURFACE COURSE - METHOD 1

THE BITUMINOUS SURFACE COURSE (401) SHALL BE PLACED IN ACCORDANCE WITH ITEM AR401001 "BITUMINOUS SURFACE COURSE-METHOD 1" AS STATED ON PAGE 245 OF THE SUPPLEMENTAL SPECIFICATIONS AND RECURRING SPECIAL PROVISIONS, ADOPTED JULY 1, 2004.

THIS ITEM OF WORK SHALL CONSIST OF CONSTRUCTING 1 LIFT OF BITUMINOUS SURFACE COURSE (2 INCHES IN DEPTH) ON THE EXISTING BITUMINOUS PAVEMENT.

THE CONTRACTOR SHALL BE RESPONSIBLE FOR THE QUALITY CONTROL IN THE PRODUCTION AND CONSTRUCTION OF THE BITUMINOUS SURFACE COURSE.

PRIOR TO STARTING THE BITUMINOUS SURFACE COURSE OPERATION, THE CONTRACTOR SHALL SUBMIT TO THE RESIDENT ENGINEER A DETAILED OUTLINE SHOWING AREAS AND ORDER OF PAVING, WIDTHS OF PAVING LANES, AND REQUIRED OFFSETS FOR ELECTRONIC GRADE.

THE PROPOSED BITUMINOUS SURFACE COURSE WILL BE DESIGNED TO A MARSHALL DESIGN OF MORE THAN 60,000 POUNDS.

401-4.9 ADD THE FOLLOWING TO THIS SECTION:

WHEN HAND SPREADING IS PERMITTED, THE MIXTURE WILL BE DISTRIBUTED AND SPREAD USING HAND TOOLS. WHEN THE WORK IS COMPLETED, THE LAYER WILL HAVE THE REQUIRED THICKNESS AND CONFORM TO THE GRADE AND SURFACE CONTOUR SHOWN ON THE PLANS.

STRINGLINE WILL NOT BE REQUIRED ON THE SURFACE LIFT PROVIDING THE BASE COURSE IS PAVED TO THE DESIRED SLOPE AND GRADE.

401-4.12 ADD THE FOLLOWING TO THIS PARAGRAPH:

ALL PAVEMENT EDGES (LONGITUDINAL, RADIUS, AND PAVEMENT ENDS) MUST BE LEFT IN PROPER ALIGNMENT AS SHOWN ON THE PLANS. THIS MAY BE ACCOMPLISHED BY THE TRIMMING METHOD OUTLINED ABOVE OR AT THE CONTRACTOR'S OPTION BY SAWING AFTER THE PAVING HAS BEEN COMPLETED. NO ADDITIONAL COMPENSATION WILL BE MADE IF THE SAWING METHOD IS USED.

602-BITUMINOUS PRIME COAT NOTES:

THE BITUMINOUS PRIME COAT (602) SHALL BE PLACED IN ACCORDANCE WITH ITEM AR602 "BITUMINOUS PRIME COAT" AS STATED ON PAGE 58 OF THE SUPPLEMENTAL SPECIFICATIONS AND RECURRING SPECIAL PROVISIONS, ADOPTED JULY 1, 2004

THE PROPOSED BITUMINOUS PRIME COAT SHALL BE PLACED ON THE PROPOSED AGGREGATE BASE COURSE PRIOR TO THE PLACEMENT OF THE FIRST LIFT OF PROPOSED BITUMINOUS BASE COURSE. THE PROPOSED AGGREGATE BASE COURSE SHALL HAVE A PRIME COAT OF BITUMINOUS MATERIAL APPLIED IN ACCORDANCE WITH THE REQUIREMENTS OF THE SUPPLEMENTAL SPECIFICATIONS AND RECURRING SPECIAL PROVISIONS.

THE PROPOSED BITUMINOUS PRIME COAT WILL BE PAID FOR UNDER ITEM:
AR602510 BITUMINOUS PRIME COAT _____ 2,119 GAL.

AR201-BITUMINOUS BASE COURSE NOTES

THE BITUMINOUS BASE COURSE (201) SHALL BE PLACED IN ACCORDANCE WITH ITEM AR201002 "BITUMINOUS BASE COURSE-METHOD II" AS STATED ON PAGE 193 OF THE SUPPLEMENTAL SPECIFICATIONS AND RECURRING SPECIAL PROVISIONS, ADOPTED JULY 1, 2004.

THIS ITEM OF WORK SHALL CONSIST OF CONSTRUCTING TWO LIFTS OF BITUMINOUS BASE COURSE (3 INCHES IN DEPTH) ON THE PROPOSED CRUSHED AGGREGATE BASE COURSE FOR THE PROPOSED TAXIWAY WIDENING.

THE PROPOSED BITUMINOUS BASE COURSE WILL BE DESIGNED TO A MARSHALL DESIGN OF MORE THAN 60,000 POUNDS.

603-BITUMINOUS TACK COAT NOTES:

THE BITUMINOUS TACK COAT (603) SHALL BE PLACED IN ACCORDANCE WITH ITEM AR603 "BITUMINOUS TACK COAT" AS STATED ON PAGE 62 OF THE SUPPLEMENTAL SPECIFICATIONS AND RECURRING SPECIAL PROVISIONS, ADOPTED JULY 1, 2004.

THE PROPOSED BITUMINOUS TACK COAT SHALL BE PLACED ON THE PROPOSED BITUMINOUS PAVEMENT PRIOR TO THE PLACEMENT OF THE NEXT LIFT OF PROPOSED BITUMINOUS SURFACE COURSE. FOR ESTIMATING PURPOSES A RATE OF 0.15 GAL./S.Y. WAS USED.

THE PROPOSED BITUMINOUS TACK COAT WILL BE PAID FOR UNDER ITEM:
AR603510 BITUMINOUS TACK COAT _____ 1,754 GAL.

156-SEPARATION FABRIC NOTES:

THE SEPARATION FABRIC (156) SHALL BE PLACED IN ACCORDANCE WITH ITEM AR156 "SEPARATION FABRIC" AS STATED ON PAGE 180 OF THE SUPPLEMENTAL SPECIFICATIONS AND RECURRING SPECIAL PROVISIONS, ADOPTED JULY 1, 2004.

THE PROPOSED SEPARATION FABRIC SHALL BE PLACED ON THE SUBGRADE PRIOR TO THE PLACEMENT OF THE PROPOSED OVERSIZE AGGREGATE. THE SEPARATION FABRIC SHALL BE PLACED TO THE WIDTHS SHOWN ON THE PROPOSED PAVEMENT TYPICAL SECTION. THIS PAY ITEM IS NOT INTENDED TO BE USED OVER THE WHOLE SUBGRADE AREA, BUT IN AREAS DEEMED UNSTABLE BY THE RESIDENT ENGINEER AFTER COMPACTION EFFORTS OF THE SUBGRADE HAVE BEEN COMPLETED AS SPECIFIED UNDER ITEM AR152410 "UNCLASSIFIED EXCAVATION.". THE LOCATIONS OF THE PROPOSED SEPARATION FABRIC WILL BE AS DIRECTED BY THE RESIDENT ENGINEER AT THE TIME OF CONSTRUCTION. FOR ESTIMATION PURPOSES, ONE HALF OF THE TOTAL WIDENING AREA WAS USED TO DETERMINE THE REQUIRED QUANTITY.

THE PROPOSED SEPARATION FABRIC WILL BE PAID FOR UNDER ITEM:
AR156513 SEPARATION FABRIC _____ 6,073 SQ. YDS.

DATE	REVISION	BY

DITMAR
DEKALB TAYLOR MUNICIPAL AIRPORT
A.I.P. PROJ.: 3-17-0139-B42
IL. PROJ.: DKB-3448

HSI Project No. 803-05TXYAD 0800.
Filename: R-121CON.DWG
Scale: NOT TO SCALE
Date: 01/18/06

LAYOUT	J.E.O.	01/18/06
DRAWN	B.A.K.	01/18/06
REVIEWED	C.A.H.	02/22/06

HANSON
Hanson Professional Services Inc.
1525 South Sixth Street
Springfield, Illinois 62703-2886
Offices Nationwide

EXTEND TAXIWAY "A"

PROPOSED TYPICAL SECTIONS AND NOTES

APR 13, 2006 8:32 AM CAH
I:\AIRPORTS\DEKALB\803-05TXYA\AIRPORT\SHEETS\TWY-A EXT\R-121CON.DWG - TYP. SEC. & NOTES