F.A.P. RTE.	SECTION	COUNTY	TOTAL SHEETS	SHEET NO.
750	(112) Y, WRS	FAYETTE	52	6
STA.		TO STA.		
FED. ROAD DIST. NO. 7	ILLINOIS	FED. AID PROJECT		

CONTRACT NO. 74080

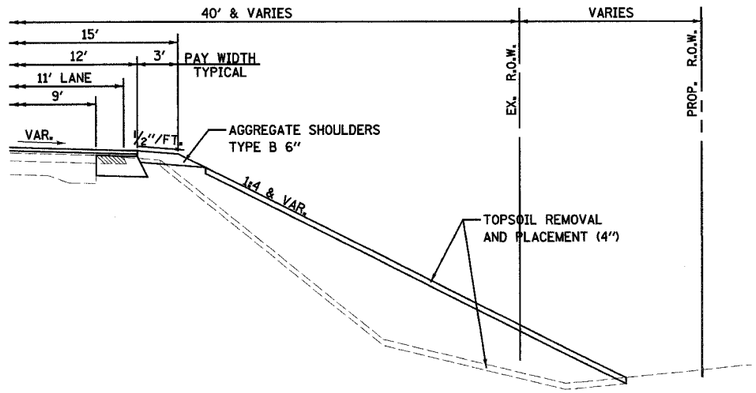

LARGE FILL DETAIL

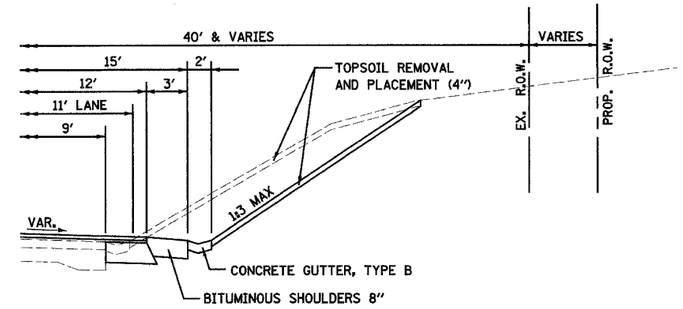

GUTTER DETAIL

(SEE PLANS AND SCHEDULES FOR GUTTER LOCATIONS)

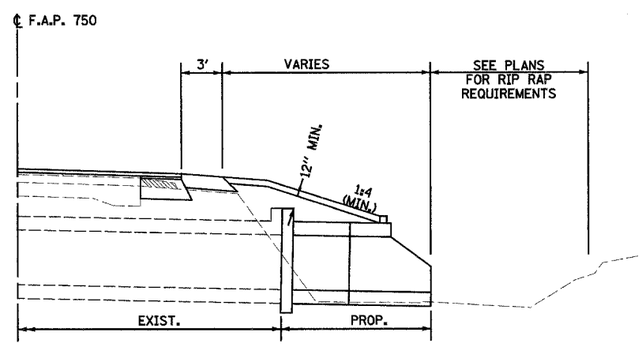

CULVERT EXTENSION DETAIL

(SEE PLANS FOR LOCATIONS)

NOTES:

1. SEE CROSS-SECTIONS FOR LOCATIONS OF REQUIRED SLOPE AND DITCH GRADING.
2. SEE AGGREGATE SHOULDER SCHEDULE FOR LOCATIONS OF FULL DEPTH 6" SHOULDERS.
3. TYPICAL SECTIONS-WITH GUTTERS SHOWN WITH NORMAL CROWN, SEE PLAN FOR LOCATIONS OF SUPER-ELEVATED SECTIONS.
4. TYPICAL SECTION-FILL SECTION SHOWN WITH NORMAL CROWN, SEE PLAN FOR LOCATIONS OF SUPER-ELEVATED SECTIONS.
5. SEE PLAN FOR LOCATIONS OF SHOULDER WIDENING FOR PROPOSED GUARDRAIL AND MAIL BOX TURN-OUTS.
6. REMOVE TOPSOIL FROM EXISTING SLOPE BREAK TO PROPOSED OUTER GRADING LIMITS PRIOR TO CONSTRUCTING EMBANKMENTS AND FINAL GRADING IN CUT SECTIONS.

REVISIONS	
NAME	DATE

ILLINOIS DEPARTMENT OF TRANSPORTATION

TYPICAL SECTIONS
SHEET 2 OF 2

F.A.P. 750 (IL. RTE. 185)
SECTION 112 - FAYETTE CO.

SCALE: DRAWN BY CRO
DATE September 23, 2005 CHECKED BY RCY

PLAN	SURVEYED	BY	DATE
NOTE BOOK	PLOTTED		
NO.	ALIGNMENT CHECKED		
	RT. OF WAY CHECKED		
	CADD FILE NAME		

PLAN	SURVEYED	BY	DATE
NOTE BOOK	PLOTTED		
NO.	ALIGNMENT CHECKED		
	RT. OF WAY CHECKED		
	CADD FILE NAME		

2:08:04 PM 9/22/2005 jl:\2003\030045\0002\civil\phase 1\dgn\pl_typ750_01.dgn