

89

Letting June 15, 2018

Notice to Bidders, Specifications and Proposal



**Illinois Department
of Transportation**

Springfield, Illinois 62764

**Contract No. 78295
JACKSON County
Section (5-3)R-1,N-1,B-5,BR-1,B-6,BR-2
Route FAP 331
Project NHPP-0331(075)
District 9 Construction Funds**

Prepared by

Checked by

F

(Printed by authority of the State of Illinois)



NOTICE TO BIDDERS

- 1. TIME AND PLACE OF OPENING BIDS.** Electronic bids are to be submitted to the electronic bidding system (iCX-Integrated Contractors Exchange). All bids must be submitted to the iCX system prior to 10:00 a.m. June 15, 2018 at which time the bids will be publicly opened from the iCX SecureVault.
- 2. DESCRIPTION OF WORK.** The proposed improvement is identified and advertised for bids in the Invitation for Bids as:

**Contract No. 78295
JACKSON County
Section (5-3)R-1,N-1,B-5,BR-1,B-6,BR-2
Project NHPP-0331(075)
Route FAP 331
District 9 Construction Funds**

Bridge replacements, bridge widening, pavement widening and a multi-use path on IL 13 from just east of Giant City Road to just west of Reed Station Road in Carbondale. (SN 039-0062, 0061, 0019, 7105, 0021)

- 3. INSTRUCTIONS TO BIDDERS.** (a) This Notice, the invitation for bids, proposal and letter of award shall, together with all other documents in accordance with Article 101.09 of the Standard Specifications for Road and Bridge Construction, become part of the contract. Bidders are cautioned to read and examine carefully all documents, to make all required inspections, and to inquire or seek explanation of the same prior to submission of a bid.

(b) State law, and, if the work is to be paid wholly or in part with Federal-aid funds, Federal law requires the bidder to make various certifications as a part of the proposal and contract. By execution and submission of the proposal, the bidder makes the certification contained therein. A false or fraudulent certification shall, in addition to all other remedies provided by law, be a breach of contract and may result in termination of the contract.
- 4. AWARD CRITERIA AND REJECTION OF BIDS.** This contract will be awarded to the lowest responsive and responsible bidder considering conformity with the terms and conditions established by the Department in the rules, Invitation for Bids and contract documents. The issuance of plans and proposal forms for bidding based upon a prequalification rating shall not be the sole determinant of responsibility. The Department reserves the right to determine responsibility at the time of award, to reject any or all proposals, to readvertise the proposed improvement, and to waive technicalities.

By Order of the
Illinois Department of Transportation

Randall S. Blankenhorn,
Secretary

INDEX
 FOR
 SUPPLEMENTAL SPECIFICATIONS
 AND RECURRING SPECIAL PROVISIONS

Adopted January 1, 2018

This index contains a listing of SUPPLEMENTAL SPECIFICATIONS and frequently used RECURRING SPECIAL PROVISIONS.

ERRATA Standard Specifications for Road and Bridge Construction (Adopted 4-1-16) (Revised 1-1-18)

SUPPLEMENTAL SPECIFICATIONS

<u>Std. Spec. Sec.</u>	<u>Page No.</u>
106 Control of Materials	1
403 Bituminous Surface Treatment (Class A-1, A-2, A-3)	2
404 Micro-Surfacing and Slurry Sealing	3
405 Cape Seal	14
420 Portland Cement Concrete Pavement	24
442 Pavement Patching	26
502 Excavation for Structures	27
503 Concrete Structures	29
504 Precast Concrete Structures	32
542 Pipe Culverts	33
586 Sand Backfill for Vaulted Abutments	34
630 Steel Plate Beam Guardrail	36
631 Traffic Barrier Terminals	39
670 Engineer's Field Office and Laboratory	40
701 Work Zone Traffic Control and Protection	41
704 Temporary Concrete Barrier	42
781 Raised Reflective Pavement Markers	44
888 Pedestrian Push-Button	45
1003 Fine Aggregates	46
1004 Coarse Aggregates	47
1006 Metals	50
1020 Portland Cement Concrete	51
1050 Poured Joint Sealers	53
1069 Pole and Tower	55
1077 Post and Foundation	56
1096 Pavement Markers	57
1101 General Equipment	58
1102 Hot-Mix Asphalt Equipment	59
1103 Portland Cement Concrete Equipment	61
1106 Work Zone Traffic Control Devices	63

RECURRING SPECIAL PROVISIONS

The following RECURRING SPECIAL PROVISIONS indicated by an "X" are applicable to this contract and are included by reference:

<u>CHECK SHEET #</u>		<u>PAGE NO.</u>
1	X Additional State Requirements for Federal-Aid Construction Contracts	64
2	X Subletting of Contracts (Federal-Aid Contracts)	67
3	X EEO	68
4	Specific EEO Responsibilities Non Federal-Aid Contracts	78
5	Required Provisions - State Contracts	83
6	Asbestos Bearing Pad Removal	89
7	Asbestos Waterproofing Membrane and Asbestos HMA Surface Removal	90
8	Temporary Stream Crossings and In-Stream Work Pads	91
9	Construction Layout Stakes Except for Bridges	92
10	Construction Layout Stakes	95
11	Use of Geotextile Fabric for Railroad Crossing	98
12	Subsealing of Concrete Pavements	100
13	Hot-Mix Asphalt Surface Correction	104
14	Pavement and Shoulder Resurfacing	106
15	Patching with Hot-Mix Asphalt Overlay Removal	107
16	Polymer Concrete	109
17	PVC Pipeliner	111
18	Bicycle Racks	112
19	Temporary Portable Bridge Traffic Signals	114
20	X Work Zone Public Information Signs	116
21	X Nighttime Inspection of Roadway Lighting	117
22	English Substitution of Metric Bolts	118
23	Calcium Chloride Accelerator for Portland Cement Concrete	119
24	Quality Control of Concrete Mixtures at the Plant	120
25	X Quality Control/Quality Assurance of Concrete Mixtures	128
26	X Digital Terrain Modeling for Earthwork Calculations	144
27	Reserved	146
28	Preventive Maintenance – Bituminous Surface Treatment (A-1)	147
29	Reserved	153
30	Reserved	154
31	Reserved	155
32	Temporary Raised Pavement Markers	156
33	Restoring Bridge Approach Pavements Using High-Density Foam	157
34	Portland Cement Concrete Inlay or Overlay	160
35	Portland Cement Concrete Partial Depth Hot-Mix Asphalt Patching	164

TABLE OF CONTENTS

LOCATION OF PROJECT	1
DESCRIPTION OF PROJECT	1
UTILITIES	2
TRAFFIC CONTROL PLAN	4
TRAFFIC CONTROL AND PROTECTION, (SPECIAL).....	6
STAGING PLAN	7
NIGHTTIME LANE CLOSURES	7
DROP-OFF ALLOWANCE DAYS	8
DROP-OFF NEAR THE EDGE OF TRAVELED WAY	8
NOTIFICATION PRIOR TO STARTING WORK	9
COOPERATION BETWEEN CONTRACTORS	9
PORTABLE CHANGEABLE MESSAGE SIGNS	9
SUBGRADE	9
BORROW EXCAVATION	10
PEDESTRIAN ACCESS ROUTES	10
PORTLAND CEMENT CONCRETE SIDEWALK.....	11
REMOVAL OF EXISTING CONCRETE I-BEAM	11
DECORATIVE STEEL RAILING	11
APPROACH SLAB REPAIR	12
ROCK FILL – FOUNDATION.....	18
BRIDGE DECK CONCRETE CRACK SEALER	18
FLUSH INLET BOX FOR MEDIAN (542546) TO BE RECONSTRUCTED	19
PORTLAND CEMENT CONCRETE SIDEWALK 6 INCH, SPECIAL.....	19
CLASS C PATCHES, (SPECIAL).....	20
REMOVAL AND DISPOSAL OF UNSUITABLE MATERIAL	20
POST AWARD VALUE ENGINEERING CHANGE PROPOSAL WORKSHOP	20
AVAILABILITY OF ELECTRONIC FILES	21
MOWING	22
TOTAL MAXIMUM DAILY LOAD (TMDL).....	22
PIPE UNDERDRAINS FOR STRUCTURES	23
WEEP HOLE DRAINS FOR ABUTMENTS, WINGWALLS, RETAINING WALLS AND CULVERTS.....	24
BRIDGE DECK CONSTRUCTION	24

MEMBRANE WATERPROOFING SYSTEM FOR BURIED STRUCTURES.....25

PREFORMED PAVEMENT JOINT SEAL.....29

AGGREGATE SUBGRADE IMPROVEMENT (BDE).....34

BUTT JOINTS (BDE)36

CALCIUM ALUMINATE CEMENT FOR CLASS PP-5 CONCRETE PATCHING (BDE)36

CLASS A AND B PATCHING (BDE)37

COMPENSABLE DELAY COSTS (BDE).....37

DISADVANTAGED BUSINESS ENTERPRISE PARTICIPATION (BDE).....41

EQUIPMENT PARKING AND STORAGE (BDE)52

HOT MIX ASPHALT – QUALITY CONTROL FOR PERFORMANCE (BDE)53

HOT-MIX ASPHALT – TACK COAT (BDE)58

LIGHTS ON BARRICADES (BDE)59

MATERIAL TRANSFER DEVICE (BDE)60

PAVEMENT MARKING REMOVAL (BDE)61

PAYMENTS TO SUBCONTRACTORS (BDE)62

PORTABLE CHANGEABLE MESSAGE SIGNS (BDE)62

PORTLAND CEMENT CONCRETE (BDE)63

PORTLAND CEMENT CONCRETE BRIDGE DECK CURING (BDE)63

PORTLAND CEMENT CONCRETE SIDEWALK (BDE).....65

PROGRESS PAYMENTS (BDE)65

RECLAIMED ASPHALT PAVEMENT AND RECLAIMED ASPHALT SHINGLES (BDE).....66

SUBCONTRACTOR AND DBE PAYMENT REPORTING (BDE).....76

SUBCONTRACTOR MOBILIZATION PAYMENTS (BDE)76

TEMPORARY PAVEMENT MARKING (BDE).....77

TRAINING SPECIAL PROVISIONS (BDE)79

IDOT TRAINING PROGRAM GRADUATE ON-THE-JOB TRAINING SPECIAL PROVISION ..81

WARM MIX ASPHALT (BDE)84

WEEKLY DBE TRUCKING REPORTS (BDE).....85

WORKING DAYS (BDE).....85

BITUMINOUS MATERIALS COST ADJUSTMENTS (BDE).....86

FUEL COST ADJUSTMENT (BDE).....87

STEEL COST ADJUSTMENT (BDE).....89

SWPPP93

404 PERMIT 101

IDNR OWR FLOODWAY PERMIT 107

STATE OF ILLINOIS

SPECIAL PROVISIONS

The following Special Provisions supplement the "Standard Specifications for Road and Bridge Construction," adopted April 1, 2016, the latest edition of the "Manual on Uniform Traffic Control Devices for Streets and Highways," and the "Manual of Test Procedures for Materials" in effect on the date of invitation for bids, and the Supplemental Specifications and Recurring Special Provisions indicated on the Check Sheet included herein which apply to and govern the construction of FAP Route 331 (IL 13), Project NHPP-0331(075), Section (5-3)R-1,N-1,B-5,BR-1,B-6,BR-2, Jackson County, Contract No. 78295, and in case of conflict with any part or parts of said Specifications, the said Special Provisions shall take precedence and shall govern.

LOCATION OF PROJECT

The project location is along IL 13 in Jackson County from Giant City Road to Reed station Road in Carbondale.

DESCRIPTION OF PROJECT

The project involves pavement widening, bridge construction, box culvert extensions, HMA resurfacing, pavement patching, and the construction of a multiuse path.

UTILITIES

Effective 1984

Revised 1/2/97

Add the following after the first paragraph of Article 105.07 of the Standard Specifications:

Underground utilities have been plotted from available surveys and records and, therefore, their locations must be considered approximate only. There also may be utilities for which the locations are unknown. Verification of locations of underground utilities, shown or not shown, will be the responsibility of the Contractor. The following utility companies have facilities within the project limits which will require adjustment:

Name and Address of Utility	Type	Location	Estimated Adjustment Status
Ameren Illinois 1800 W. Main Marion, IL 62959 ATTN: Mike Gullett Tel: (618) 993-4635 Cell: (618) 579-5031 Email: MGullett@ameren.com	ELECTRIC AND GAS	GAS CONFLICTS IN NORTH DITCH ELECTRIC NORTH & SOUTH OF IL 13 AND ALONG E. MAIN FRONTAGE @ BWW LIGHT POLES	TO BE RELOCATED BY 3/15/2019
Carbondale, City of P.O. Box 2047 Carbondale, IL 62901 ATTN: Sean Henry Tel: (618) 457-3270 EXT 271 Cell: (618) 527-7567 Email:shenry@explorecarbondale.com	SEWER WATER AND ELECTRIC	SERVICES, METERS AND MAIN ON WEST END OF THE PROJECT	DURING CONSTRUCTION AS NEEDED
Clearwave Communications P.O. Box 808 Harrisburg, IL 62946 ATTN: Roth Clayton Tel: (618) 294-8000 Cell: (618) 841-2600 Email: rclayton@corp.clearwave.com	TELEPHONE	NORTH SIDE OF IL 13	TO BE RELOCATED BY 8/01/2018
Egyptian Electric Cooperative 10169 Old Hwy. 13 Murphysboro, IL 62966 ATTN: Kendall Bunselmeyer Tel: (618) 684-2143 Cell: (618) 528-6524 Email: kbunselmeyer@eeca.coop	ELECTRIC	REED STATION ROAD INTERSECTION	CLEAR

FAP Route 331 (IL 13)
 Project NHPP-0331(075)
 Section (5-3)R-1,N-1,B-5,BR-1,B-6,BR-2
 Jackson County
 Contract No. 78295

Frontier Communications 208 West Union Marion, IL 62959 ATTN: Rick Shaw Tel: (618) 997-0253 Email: rick.shaw@ftr.com	TELEPHONE	SOUTH SIDE OF IL 13	CLEAR
MCI 7719 West 60th Place Summit, IL 60501 ATTN: Jim Todd Tel: (708) 458-6410 Cell: (219) 771-2672 Email: jimtodd@ameritech.net	TELEPHONE	SOUTH SIDE OF IL 13 BETWEEN MULTI-USE PATH AND SWEETS DRIVE	ALL BUT TWO LOCATIONS CLEAR BY CONSTRUCTION (STA 31+50 & STA. 46+75 SWEETS DRIVE)
Mediacom 1603 E. DeYoung St. Marion, IL. 62959 ATTN: Craig Thompson Tel: (270) 703-9490 Email: cthompson@mediacomcc.com	CATV	AERIAL ACROSS IL 13 RUNNING NORTH AND SOUTH. NO U.G. OR AERIAL ALONG IL 13	CLEAR
Windstream 102 E Shafer St Forsyth, IL 62535 ATTN: Jerome Light Cell: (217) 254-0252 Email: jerome.light@windstream.com	TELEPHONE	AERIAL N. SIDE OF IL 13 FROM 96+13 TO REED STA. RD. UNDERGROUND N. SIDE OF IL 13 FROM 100+00 TO 105+00	CLEAR
Lakeside Water District 3384 Dillinger Rd. Carbondale, IL. 62901 ATTN: Joe Snyder Tel: (618) 457-5547 Email: lakesidewater1@frontier.com	WATER	NORTH OF WB LANES. COULD BE MADE SHALLOW BY NEW DITCH @ SEVERAL LOCATIONS	PROPOSED RELOCATION PLAN NOT FINALIZED AS OF MAY 2018
Zayo Group 810 Jorie Blvd Oak Brook, IL 60523 ATTN: Timothy Payment Tel: (630) 203-8003 Cell: (630) 991-7258 Email: timothy.payment@zayo.com	TELEPHONE	NORTH SIDE OF IL 13. MOSTLY WILL CONFLICT BETWEEN STATIONS 73+00 AND 82+00	PROPOSED RELOCATION PLAN NOT FINALIZED AS OF MAY 2018

Additional utility information may be obtained by calling the "Joint Utility Location Information for Excavators" phone number, 800-892-0123. This project is located in the Carbondale Township of Jackson County.

Add the following after the first paragraph of Article 107.39 of the Standard Specifications:

The Contractor is advised that this project includes areas of highway illumination and/or signalized intersections. These areas have underground cable or conduit throughout which is to remain in service. Before driving any posts or beginning any excavation operations, the Contractor shall locate, uncover by hand and relocate any wiring which conflicts with the proposed work. Any cable or conduit which is damaged as a result of the Contractor's operations shall be replaced by him at his expense. Replacement material and methods shall meet or exceed the original specifications for the wiring. Splicing will not be permitted.

TRAFFIC CONTROL PLAN

Effective 1985

Revised 2/17/99

Traffic control shall be in accordance with the applicable sections of the Standard Specifications for Road and Bridge Construction, the guidelines contained in the National Manual on Uniform Traffic Control Devices for Streets and Highways, the Supplemental Specifications, these Special Provisions, and any special details and highway standards contained herein and in the plans.

Special attention is called to Articles 107.09 and 107.14 of the Standard Specifications for Road and Bridge Construction and the following traffic control related (1) Highway Standards; (2) Supplemental Specifications and Recurring Special Provisions; (3) other Special Provisions; and (4) Plan Details which are included in this contract:

1. Standards: 701101, 701106, 701301, 701422, 701426, 701601, 701701, 701801.
2. Supplemental Specifications and Recurring Special Provisions:
3. Special Provisions: Traffic Control and Protection (Special)
 Staging Plan
 Drop-off Allowance Days
 Nighttime Lane Closures
 Drop-Off Near the Edge of Traveled Way
 Portable Changeable Message Signs
4. Plan Details: “Rough Grooved Surface” Sign, “Uneven Lanes” Sign, Typical/Construction Staging, Traffic Control Layout, Approach Signing

Traffic control standards shall be applied as directed by the Engineer. Suggested applications for each standard are as follow:

- 701101 This standard should be used along Illinois 13 for operations that fall within the region 15' to 2' from the pavement edge.
- 701106 This standard should be used along Illinois 13 for operations that are more than 15' from the edge of the pavement.
- 701301 This standard should be used along Illinois 13 for short term operations.

- 701422 This standard should be used along Illinois 13 for lane closures. Typical applications include but are not limited to pavement patching, bituminous surface removal, paving operations.
- 701426 This standard should be used for intermittent or moving operations. Typical applications include but are not limited to landscape work, pavement marking, debris cleanup.
- 701601 This standard should be used when at any time, day or night, any vehicle, equipment, workers or their activities encroach on the pavement during shoulder operations or where construction requires a lane closure. Typical applications include pavement patching, milling, & resurfacing.
- 701701 This standard should be used when at any time, day or night, any vehicle, equipment, workers or their activities encroach on the pavement during shoulder operations or where construction requires a lane closure at the Giant City Road/ East Main Frontage Road South intersection.
- 701801 This standard is used where, at any time, pedestrian traffic must be rerouted due to work being performed.

During the entire construction period, the road shall be kept open to traffic as follows:

- (a) In accordance with the applicable portions of the Standard Specifications during the widening, patching and resurfacing operations.
- (b) The highway shall be kept open to at least one lane of traffic in each direction at all times, and to two lanes of traffic as specified in the NIGHTTIME LANE CLOSURE specification.
- (c) Access to all public roads and private entrances shall be maintained during all stages of the work.

Traffic control items required to close the road immediately adjacent to the ends of the improvement, as shown in the plans, will be the responsibility of the Contractor. The cost of furnishing, installing, maintaining and subsequently removing these barricades, signs, etc. will not be paid for separately but shall be considered incidental to the contract.

Prior to allowing traffic on any portion of the roadway that has been cold milled, the Contractor shall have erected "Rough Grooved Surface" and "Uneven Pavement" signs that conform to the details shown in the plans. A minimum of one sign at each end of the improvement will be required. The Contractor shall maintain the "Rough Grooved Surface" signs until the cold milled surface is covered with leveling binder. The Contractor shall maintain the "Uneven Pavement" signs until the resurfacing operations are completed.

If at any time the signs are in place but not applicable, they shall be turned from the view of motorists or covered as directed by the Engineer.

The cost of furnishing, erecting, maintaining, and removing the required signs shall be included in the cost of the contract.

TRAFFIC CONTROL AND PROTECTION, (SPECIAL)

This work shall consist of placing and maintaining all traffic control items as shown in the Staging Plans for construction stages 1, 2, 3, & 4 and as detailed below and shall be paid for as TRAFFIC CONTROL AND PROTECTION, (SPECIAL). Items shall include signs, vertical barricades, tubular markers, temporary concrete barrier, barrier wall reflectors, impact attenuators, pinning of barrier, changeable message signs, and all other equipment, hardware, and labor necessary to maintain the lane shifts and/or closures. Except that pavement marking associated with construction staging will be paid for as PAINT PAVEMENT MARKING and PAVEMENT MARKING REMOVAL - GRINDING as detailed in the contract plans. The Contractor may be required to install, remove, and relocate traffic control items numerous times as shown on the Staging Plans.

The Contractor will be required to use vertical barricades to maximize the width of the available traffic lane. Drums or Type II barricades will not be allowed. The Contractor will also be required to move the barricades as soon as possible after the work operations have passed.

Temporary Concrete Barrier shall be installed and pinned as specified in The January 1, 2018 Supplementary Specifications, Section 704, Temporary Concrete Barrier. Barrier Wall Reflectors shall be applied as detailed in Highway Standard 704001, head to head traffic will require reflectors on both sides of the barrier.

The following quantities are provided for estimating purposes only.

STA. TO STA.	TEMPORARY CONCRETE BARRIER (FOOT)	PINNING TEMPORARY CONCRETE BARRIER (EACH)	IMPACT ATTENUATORS TEMPORARY (FULLY REDIRECTIVE, NARROW) TEST LEVEL 3 (EACH)	BARRIER WALL REFLECTORS TYPE C (EACH)
CONSTRUCTION STAGE 2				
IL13WB 039-0062 STA. 64+10 TO 68+35	425	42		34
IL13WB 039-0062 68+35			1	
L13WB 039-0061 STA. 86+05 TO 91+43	537.5	45		44
L13WB 039-0061 91+43			1	
CONSTRUCTION STAGE 4				
CROSSOVER WEST STA. 50+45 TO 58+20	775	288		82
CROSSOVER WEST 58+20			1	
CROSSOVER EAST STA. 90+47 TO 94+85	437.5	210		54
CROSSOVER EAST 90+47 & 94+85			2	

-ATTENUATOR STATION SHOWN IS WHERE ATTENUATOR MEETS END OF TEMPORARY CONCRETE BARRIER.

-PINNING OF BARRIER IS NOT REQUIRED ON BRIDGE OR BRIDGE APPROACH PAVEMENTS.

STAGING PLAN

A suggested Staging Plan for construction is included in the plans. The Contractor may choose, but is not required, to use this plan.

Suggested Staging Plan Sequence of Construction

Stage 1-

CONSTRUCT THE ENTIRE INSIDE WESTBOUND SHOULDER.
CONSTRUCT THE TWO SEGMENTS OF THE INSIDE EASTBOUND SHOULDER
AND PROPOSED EASTBOUND LANE ADDITION AS SHOWN ON THE CONSTRUCTION
STAGING LAYOUT SHEETS.

Stage 2-

COMPLETE THE WESTBOUND LANE ADDITION AND OUTSIDE SHOULDER
AS SHOWN ON THE CONSTRUCTION STAGING LAYOUT SHEETS. ALSO
CONSTRUCT BOTH WESTBOUND BRIDGE ADDITIONS.

Stage 3-

CONSTRUCT THE MEDIAN CROSSOVERS.

Stage 4-

COMPLETE THE REMAINING EASTBOUND LANE ADDITION AND SHOULDER BETWEEN
THE MEDIAN CROSSOVERS, BOTH EASTBOUND BRIDGES, AND THE ENTIRE MULTI-USE
PATH AS SHOWN ON THE CONSTRUCTION STAGING LAYOUT SHEETS.

If the Contractor chooses not to use the plan provided therein he/she shall submit a staging plan for the improvement to the District's Project Implementation Engineer within 10 days of the award of the contract. The Contractor's submittal shall detail the location and sequence of work, and include a traffic control plan for each stage.

The Contractor will be responsible for any additional efforts required to facilitate construction as shown on the plans.

NIGHTTIME LANE CLOSURES

Description. For the purpose of this lane rental specification the work day will be divided into a 12 hour night time period and a 12 hour day time period defined as follows: the night time period shall be from 7:00 pm to 7:00 am and the day time period shall be from 7:00 am to 7:00 pm. Lane closures are to be allowed only during the night time period. No daytime lane closures are to be permitted. If due to equipment failure or any other reason the Contractor is not able to open all lanes of IL 13 to traffic by 7:00 am, the Contractor will be charged \$1,000.00 an hour per hour until all lanes are open.

DROP-OFF ALLOWANCE DAYS

Description. The Contractor will be charged a monetary assessment for each day or part of a day at locations where a greater than 12" drop-off is located within 8 feet of the edge of the nearest open traffic lane on IL 13 eastbound or westbound in excess of the following days:

Stage 1 IL13 Westbound– 6 days
Stage 1 IL13 Eastbound– 8 days
Stage 2 IL13 Westbound – 12 days

Refer to the staging sheets in the plans for typical sections for daytime lane setups.

A drop-off allowance day is defined as a period of time beginning at 7:00am and ending at 7:00pm for which a greater than 12" drop-off is located within 8 feet of the edge of the nearest open traffic lane on IL 13 eastbound or westbound. A drop-off allowance day will be charged for any partial days of inadequate offset.

Disincentive Plan: The Contractor will be assessed a traffic control deficiency deduction per article 105.03 (b)of the Standard Specifications for Road and Bridge Construction adopted April 1, 2016 for each drop-off allowance day beyond the days allowed.

There is no limit to the number of drop-off allowance days assessed that exceed the allotted days.

No Incentive Plan will be offered for drop-off allowance days.

Should the Contractor be delayed in the commencement, prosecution, or completion of the work for any reason, there shall be no extension of the disincentive payment calculation.

DROP-OFF NEAR THE EDGE OF TRAVELED WAY

In order to be in compliance with Safety Engineering Policy Memorandum 4-15 (Drop off policy) no drop offs >1.5" but <12" will be allowed for Long Duration Stationary Operations (14 days or more) located within 8 ft. of the edge of the nearest open traffic lane. Pavement patching is not considered a drop off condition, except when individual patching holes are left open in excess of 24 hours.

The contractor will be assessed a traffic control deficiency deduction per Article 105.03(b) of the Standard Specifications for Road and Bridge Construction adopted April 01, 2016 for each day a drop off >1.5" but <12" exists for more than 14 days within 8 ft of the edge of the nearest open traffic lane.

Days included as drop-off allowance days will not count against the 14 days provided for drop off >1.5" but <12".

NOTIFICATION PRIOR TO STARTING WORK

Effective December 2005

Revise the first sentence of Article 107.09 Public Convenience and Safety to the following "The Contractor shall notify the Engineer at least 14 days in advance of starting any construction work. For projects involving width or height restrictions or complete closures of the roadway or ramp, an additional 7 days of notice (21 days total) will be required.

This additional notification is required so that the public can be notified of the pending construction.

COOPERATION BETWEEN CONTRACTORS

Revised 2/10/17

The Contractor is to be aware that traffic control limits of this contract may overlap those of another project(s) that may be under construction along IL 13 concurrently with this work. The Contractor shall coordinate his/her work with the other Contractors to minimize any possible conflicts. The Contractor shall also notify the Engineer five (5) working days in advance of any work that may affect other adjacent contracts.

Adjacent Projects, Contract No. 78627, 78644

PORTABLE CHANGEABLE MESSAGE SIGNS

This work consists of furnishing, placing, and maintaining changeable message sign(s) according to the Standard Specifications and the following:

A total of 2 changeable message signs shall be required in this contract. All signs must be in place and operational for a minimum of 14 calendar days prior to lane closures and remain operational throughout the entire length of construction. Each sign shall state the day work will begin and delays are possible. The exact message will be approved by the Engineer. The Contractor may be required to relocate each sign multiple times during the contract at his or her expense. The exact location of the placement of these signs shall be determined in the field by the Engineer.

The furnishing, placing, and maintaining of portable changeable message sign(s) shall be paid for per calendar day as CHANGEABLE MESSAGE SIGN.

SUBGRADE

While constructing the SUBBASE GRANULAR MATERIAL, TYPE A 12", no material delivery equipment will be allowed to access the subgrade or partially completed subbase section until the full 12" is in place unless approved by the Engineer.

BORROW EXCAVATION

Revised 2/10/17

In addition to the requirements of section 204, the contractor shall submit to the department a request for approval of the material in a proposed borrow pit. The submittal shall contain:

- (a) An 8 1/2" x 11" topographic map or sketch containing the dimensions of the area proposed and the locations of pertinent landmarks, the name(s) of the property owner, and the proposed depth of cut. Copies of this map may also be used for subsequent submittal required for the archeological survey of the borrow pit.
- (b) A statement that approval has been obtained from the property owner to allow entry upon his/her property for material investigation.

The contractor shall provide access for truck mounted drilling equipment, if required, to and from and in all areas where he/she requests material investigations.

Borrow excavation which is to be used in the roadway embankment without restrictions must have more than 35% of the total sample passing the No. 200 sieve. The soil must have a liquid limit value of 50.0 or less and a plasticity index value of 5.0 or more as defined by the AASHTO Classification System. These soils shall be capable of obtaining the required design embankment strengths. Soils proposed by the contractor for furnished excavation or borrow which do not meet the aforementioned requirements will be assigned varying degrees of restrictions up to and including complete rejection depending on the nature and engineering properties of the material. These restrictions, if any, will be set forth in the proposed borrow material report.

It is anticipated that, depending upon the workload at the time, this field and laboratory investigation may take up to 15 days.

PEDESTRIAN ACCESS ROUTES

All work to be completed on pedestrian access routes, i.e. sidewalk, curb ramps, Detectable Warning Surfaces (DWS), pedestrian signals, pedestrian pushbuttons etc., shall be in accordance with the plans, standards, special provisions, and the Proposed Accessibility Guidelines for Pedestrian Facilities in the Public Right-of-Way (PROWAG). The contractor is responsible for ensuring that all of the following, but not limited to, slopes, widths, clearances, surfaces, and transitions are in compliance. For assistance, the IDOT Accessible Public Right-of-Way field guide is available on the IDOT website, <http://idot.illinois.gov/about-idot/civil-rights/ADA-and-Accessibilit>

PORTLAND CEMENT CONCRETE SIDEWALK

Replace the second paragraph of Article 424.06 Placing and Finishing to the following:

The surface shall be divided by saw cuts constructed at right angles to the centerline of the sidewalk, no slab shall be longer than 6 ft (1.8 m) nor less than 4 ft (1.2 m) on any one side, unless otherwise ordered by the Engineer. The edges of the slabs shall be edged as described above. Work to be done with an approved concrete saw. Sawing of the joint shall commence as soon as the concrete has hardened sufficiently to permit sawing without excessive raveling or marring of the finished surface. All joints shall be sawed to 1/4 the depth of the sidewalk, shall be not less than 1/8 in. (3 mm) nor more than 1/4 in. (6 mm) in width, before uncontrolled shrinkage cracking takes place. If necessary, the sawing operations shall be carried on both during the day and night, regardless of weather conditions. Water may be sprayed on the saw blade during the cutting. A suitable stationary guide shall be used to prevent side swaying of the machine to ensure that the cut will be straight. Water shall be used, if necessary, to thoroughly clean the joint. All extraneous material, including free water, shall be removed from the joint opening by means of an air jet.

Saw cuts for the sidewalks will not be paid separately, but included in the cost for the SIDEWALK pay item.

REMOVAL OF EXISTING CONCRETE I-BEAM

This work shall consist of the complete removal and satisfactory disposal of the existing north (exterior) PPC I-beam, following concrete removal of the existing deck and integral concrete diaphragms, to the limits detailed in the plans. It is the intent to replace this existing beam with a new beam, so care should be taken to not damage the existing beam seats during the removal process. This work shall be completed as specified in Section 501 of the Standard Specifications, and in particular, Article 501.05. Removal operation shall be staged as detailed the plans.

Removal of Existing Concrete I-Beam will be paid for at the contract unit price per each, which payment shall include satisfactory removal of the existing concrete I- beams to the limits shown in the Plans or as directed by the Engineer; proper disposal outside the limits of IDOT right-of-way; sawing, cutting of reinforcing steel when required; shoring and/or jacking of the existing structure when required; and for furnishing all materials, labor tools, equipment and additional items necessary to complete the work specified. This work will be paid for at the contract unit price for each for REMOVAL OF EXISTING CONCRETE I-BEAM.

DECORATIVE STEEL RAILING

Description: This special provision covers work related to fabrication, surface coatings on designated metal surfaces, and installation of Decorative Steel Railing. Work shall be in accordance with the construction documents and Sections 505, 506 and 509 of the Standard Specifications for Road and Bridge Construction adopted April 1, 2016.

Materials: Railing posts, decorative railing panels, cross railing, splices, anchor devices, bent plates, and accessories shall be painted following the appropriate paint system requirements indicated for structural steel Section 506. The coating system for structural steel and metal surfaces shall be an IDOT prequalified manufacturer such as Carboline or Tnemec.

Decorative panel inserts shall consist of laser or water jet cut perforated metal panels. Support sizes, structural connections and locations shall be coordinated with the railing components. Shop drawings, including plan elevations, sections and details indicating materials, components sizes, dimensions, tolerances, hardware, fasteners, finishes, options, accessories and installation methods, with details of attaching metal panels to supports shall be provided. Fabrication shall be coordinated such that the decorative panels shall conform to guaranteed openings in the railing frame. The manufacturer of laser or water jet cut decorative metal panels shall have completed projects of similar scope for more than five (5) years and shall meet all of the specification requirements. The manufacturer must be capable of producing the design intent of the panels as shown in the drawings while meeting structural and local code requirements. Incompatible materials shall be separated to prevent galvanic corrosion. Panel thickness shall be sufficient to meet structural loading requirements, but not be less than 1/4" thick. The manufacturer shall use the conceptual image for the panels shown in the drawings to produce a design for approval by the Engineer as part of the shop drawing submittal process. The manufacturer shall limit opening sizes to meet local code requirements and ensure the panel meets structural requirements. The manufacturer shall provide two panel designs, as shown on the drawings.

Color for all bridge fence railing components shall be determined by the District. Before beginning fabrication, the Contractor shall submit samples to the Engineer according to Sections 505, 506 and 509 at least 30 days prior to beginning shop coating and painting of the railing posts, railing, splices, anchor devices, bent plates and accessories. The contractor shall submit for the Engineer's review and acceptance up to three mock up panels for approval demonstrating the color for the Decorative Steel Railing. The mock up panel shall consist of a minimum of two posts, rail panel, anchor devices, bent plates, and accessories. Panel size shall be approximately 3'-1" high by 6'-10" wide (width of one decorative railing panel). During manufacture, transport and erection, Decorative Steel Railing shall be protected from scratching, denting or other defects that may affect durability or appearance.

Method of Measurement. This work will be measured for payment in place in linear feet for DECORATIVE STEEL RAILING. The measurement will be the overall length along the top longitudinal railing member through all posts and gaps.

APPROACH SLAB REPAIR

Effective: March 13, 1997

Revised: September 25, 2009

Description.

This work shall consist of hot-mix asphalt surface removal, when required, the removal and disposal of all loose and deteriorated concrete and the replacement with new concrete to the original top of approach slab. The work shall be done according to the applicable requirements of Sections 501, 503 and 1020 of the Standard Specifications and this Special Provision.

Approach slab repairs will be classified as follows:

- (a) Partial-Depth. Partial-depth repairs shall consist of removing the loose and unsound approach slab concrete, disposing of the concrete removed and replacing with new concrete. The removal may be performed by chipping with power driven hand tools or by hydro-equipment. The depth shall be measured from the original concrete surface, at least 3/4 inch (20 mm) but not more than 5 1/2 inches (140 mm) unless otherwise specified on the plans.
- (b) Full-Depth. Full-depth repairs shall consist of removing concrete full-depth of the slab, disposing of the concrete removed, and replacing with new concrete to the original approach slab surface. The removal may be performed with power driven hand tools or by hydro-equipment.

Materials.

All materials shall be according to Article 1020.02.

Portland cement concrete for partial and full-depth repairs shall be according to Section 1020. Class PP-1, PP-2, PP-3, or PP-4 concrete shall be used at the Contractor's option.

Grout. The grout for bonding new concrete to old concrete shall be proportioned by mass (weight) and mixed at the job site, or it may be ready-mixed if agitated while at the job site. The bonding grout shall consist of one part portland cement and one part sand, mixed with sufficient water to form a slurry. The bonding grout shall have a consistency allowing it to be scrubbed onto the prepared surface with a stiff brush or broom leaving a thin, uniform coating that will not run or puddle in low spots. Grout that can not be easily and evenly applied or has lost its consistency may be rejected by the Engineer. Grout that is more than two hours old shall not be used.

Equipment:

The equipment used shall be subject to the approval of the Engineer and shall meet the following requirements:

- (a) Surface Preparation Equipment. Surface preparation and concrete removal equipment shall comply with the applicable portions of Section 1100 of the Standard Specifications and the following:
 - (1) Sawing Equipment. Sawing equipment shall be a concrete saw capable of sawing concrete to the specified depth.
 - (2) Blast Cleaning Equipment. The blast cleaning may be performed by wet sandblasting, high-pressure waterblasting, abrasive blasting, or other methods approved by the Engineer. Blast cleaning equipment shall be capable of removing rust and old concrete from exposed reinforcement bars. Oil traps will be required.

- (3) Power-Driven Hand Tools. Power-driven hand tools will be permitted including jackhammers lighter than the nominal 45 pound (20 kg.) class. Chipping hammers heavier than a nominal 15 pound (6.8 kg.) class shall not be used for removing concrete from below any reinforcing bar for partial depth repairs or final removal at the boundary of full-depth repairs. Jackhammers or chipping hammers shall not be operated at an angle in excess of 45 degrees measured from the surface of the slab.
- (4) Hydro-Scarification Systems. The hydro-scarification equipment shall consist of filtering and pumping units operating with a remote-controlled robotic device. The equipment may use river, stream or lake water. Operation of the equipment shall be performed and supervised by qualified personnel certified by the equipment manufacturer. Evidence of certification shall be presented to the Engineer. The equipment shall be capable of removing concrete to the specified depth and removing rust and concrete particles from exposed reinforcing bars. Hydro-scarification equipment shall be calibrated before being used and shall operate at a minimum of 18,000 psi (124 MPa).
- (b) Concrete Equipment: Equipment for proportioning and mixing the concrete shall comply with the applicable requirements of Section 1103 of the Standard Specifications.
- (c) Placing and Finishing Equipment: Placing and finishing equipment shall be according to Article 1103.17 of the Standard Specifications. Adequate hand tools will be permitted for placing and consolidating concrete in the patch areas and for finishing small patches.

Construction Requirements:

Sidewalks, curbs, drains, reinforcement and/or existing transverse and longitudinal joints which are to remain in place shall be protected from damage during removal and cleaning operations. All damage caused by the Contractor shall be corrected, at the Contractor's expense, to the satisfaction of the Engineer.

The Contractor shall control the runoff water generated by the various construction activities in such a manner as to minimize, to the maximum extent practicable, the discharge of construction debris into adjacent waters, and shall properly dispose of the solids generated according to Article 202.03. Runoff water will not be allowed to constitute a hazard on adjacent or underlying roadways, waterways, drainage areas or railroads nor be allowed to erode existing slopes.

- (a) Hot-Mix Asphalt Surface Removal.

The hot-mix asphalt surface course shall be removed and disposed of according to applicable portions of Articles 440.04 and 440.06 of the Standard Specifications. If the overlay contains asbestos fibers, removal shall be according to the Special Provision for "Asbestos Waterproofing Membrane or Asbestos Bituminous Concrete Surface Removal". Removal of the hot-mix asphalt surface by the use of radiant or direct heat will not be permitted.

(b) Surface Preparation:

All loose, disintegrated and unsound concrete shall be removed from portions of the approach slab shown on the plans or as designated by the Engineer. The Engineer will determine the limits of removal as the work progresses.

The Contractor shall take care not to damage reinforcement bars or expansion joints which are to remain in place. Any damage to reinforcement bars or expansion joints shall be corrected at the Contractor's expense. All loose reinforcement bars, as determined by the Engineer, shall be retied at the Contractor's expense.

- (1) Partial-Depth. Areas to be repaired will be determined and marked by the Engineer. A concrete saw shall be used to provide vertical edges approximately 3/4 inch (20 mm) deep around the perimeter of the area to be patched when an overlay is not specified. Where high steel is present, the depth may be reduced as directed by the Engineer. A saw cut will not be required on those boundaries along the face of the curb, parapet or joint or when sharp vertical edges are provided by hydro-scarification.

The loose and unsound concrete shall be removed by chipping, with power driven hand tools or by hydro-equipment. All exposed reinforcing bars and newly exposed concrete shall be thoroughly blast cleaned. Where, in the judgment of the Engineer, the bond between existing concrete and reinforcement steel within the patch area has been destroyed, the concrete adjacent to the bar shall be removed to a depth that will permit new concrete to bond to the entire periphery of the exposed bar. A minimum of 1 inch (25 mm) clearance will be required. The Engineer may require enlarging a designated removal area should inspection indicate deterioration beyond the limits previously designated. In this event, a new saw cut shall be made around the extended area before additional removal is begun. The removal area shall not be enlarged solely to correct debonded reinforcement or deficient lap lengths.

- (2) Full-Depth. Concrete shall be removed as determined by the Engineer within all areas designated for full-depth repair and in all designated areas of partial depth repair in which unsound concrete is found to extend below a depth of 5 1/2 inches (140 mm) unless otherwise specified on the plans. Full depth removal shall be performed according to Article 501.05 of the Standard Specifications. A concrete saw shall be used to provide vertical edges approximately 3/4 inch (20 mm) deep around the perimeter of the area to be patched when an overlay is not specified. A saw cut will not be required on those boundaries along the face of the curb, parapet or joint or when sharp vertical edges are provided by hydro-scarification. The saw cut may be omitted if the deck is to receive an overlay.

All voids under full depth repair areas shall be filled with a suitable material that meets the approval of the Engineer.

- (3) Reinforcement Treatment. Care shall be exercised during concrete removal to protect the reinforcement bars from damage. Any damage to the reinforcement bars to remain in place shall be repaired or replaced to the satisfaction of the Engineer at the Contractor's expense. All existing reinforcement bars shall remain in place except as herein provided for corroded bars. Tying of loose bars will be required. Any existing reinforcement bars which have a loss of more than 25% of their cross section through corrosion shall be replaced in kind with new steel as directed by the Engineer. No welding of bars will be permitted and new bars shall be lapped a minimum of 32 bar diameters to existing bars. An approved "squeeze type" mechanical bar splicer capable of developing in tension at least 125 percent of the yield strength of the existing bar shall be used when it is not feasible to provide the minimum bar lap.
- (4) Cleaning. Immediately after completion of the concrete removal and reinforcement repairs, the repair areas shall be cleaned of dust and debris. Once the initial cleaning is completed, the repair areas shall be thoroughly blast cleaned to a roughened appearance free from all foreign matter. Particular attention shall be given to removal of concrete fines. Any method of cleaning which does not consistently produce satisfactory results shall be discontinued and replaced by an acceptable method. All debris, including water, resulting from the blast cleaning shall be confined and shall be immediately and thoroughly removed from all areas of accumulation. If concrete placement does not follow immediately after the final cleaning, the area shall be carefully protected with well-anchored polyethylene sheeting.

Exposed reinforcement bars shall be free of dirt, detrimental scale, paint, oil, or other foreign substances which may reduce bond with the concrete. A tight non-scaling coating of rust is not considered objectionable. Loose, scaling rust shall be removed by rubbing with burlap, wire brushing, blast cleaning or other methods approved by the Engineer.

(c) Placement & Finishing of Concrete Repair:

- (1) Grout Placement. After the repair areas have been cleaned and immediately prior to concrete placement, the grout shall be applied to a dampened surface. A thin layer of grout shall be thoroughly scrubbed into the deck surface. All vertical as well as horizontal surfaces shall receive a thorough, even coating. The rate of grout placement shall be limited so the brushed grout does not dry out before it is covered with concrete. Grout that has become dry and chalky shall be blast cleaned and replaced at the Contractor's expense. No concrete shall be placed over dry grout.

(2) Concrete Placement.

The concrete shall be placed and compacted according to Article 503.07 of the Standard Specifications and as herein specified. Article 1020.14 shall apply, except for the requirement to use an approved retarding admixture when the plastic concrete reaches 30°C (85°F).

When an overlay system is not specified, the patches shall be finished according to Article 503.16 of the Standard Specifications, followed by a light brooming.

(d) Curing.

Concrete patches shall be cured by the Wetted Burlap Method according to Article 1020.13 (a)(3), and the curing period shall be 72 hours. In addition to Article 1020.13, when the air temperature is less than 55° F (13° C), the Contractor shall cover the patch with minimum R12 insulation. Insulation is optional when the air temperature is 55° F - 90° F (13° C - 32° C). Insulation shall not be placed when the air temperature is greater than 90° F (32° C). A 72-hour minimum drying period shall be required before placing waterproofing or hot-mix asphalt surfacing.

(e) Opening to Traffic.

No traffic or construction equipment will be permitted on the repairs until after the specified cure period and the concrete has obtained a minimum compressive strength of 4000 psi (27.6 MPa) or flexural strength of 675 psi (4.65 MPa) unless permitted by the Engineer.

Construction equipment will be permitted on a patch during the cure period if the concrete has obtained the minimum required strength. In this instance, the strength specimens shall be cured with the patch.

Method of Measurement.

When specified, hot-mix asphalt surface removal and full or partial depth repairs will be measured for payment and computed in square yards (square meters).

Basis of Payment.

The hot-mix asphalt surface removal will be paid for at the contract unit price per square yard (square meter) for HOT-MIX ASPHALT SURFACE REMOVAL (DECK). Areas removed and replaced up to and including a depth of 5 1/2 inches (140 mm) or as specified will be paid for at the contract unit price per square yard (square meter) for APPROACH SLAB REPAIR (PARTIAL DEPTH). Areas requiring removal greater than a depth of 5 1/2 inches (140 mm) shall be removed and replaced full depth and will be paid for at the contract unit price per square yard (square meter) for APPROACH SLAB REPAIR (FULL DEPTH).

When corroded reinforcement bars are encountered in the performance of this work and replacement is required, the Contractor will be paid according to Article 109.04 of the Standard Specifications.

No payment will be allowed for removal and replacement of reinforcement bars damaged by the Contractor in the performance of his/her work or for any increases in dimensions needed to provide splices for these replacement bars.

Removal and disposal of asbestos waterproofing and/or asbestos hot-mix asphalt will be paid for as specified in the Special Provision for "Asbestos Waterproofing Membrane or Asbestos Bituminous Concrete Surface Removal".

ROCK FILL – FOUNDATION

This work consists of constructing a layer of rockfill below culverts or spread footings having unstable or unsuitable soil conditions. This work shall be done as shown on the plans or as directed by the Engineer. When shown on the plans, the rockfill limits and thickness shall be confirmed by the Engineer prior to excavating below the theoretical top of rockfill line.

Materials shall meet the requirements of the following Articles of the Standard Specifications:

CA-6 and CA-7	1004.04
Rockfill	1005.01

All rockfill shall be well graded. The gradation of rockfill shall be selected based on layer thickness as shown below:

Less than or equal to 1 ft	Stone Riprap RR1
Greater than 1 ft	Stone Riprap RR1
Greater than 3 ft	Primary Crusher Run or Shot Rock (18" max size)

The method of rockfill placement shall be approved by the Engineer. Rockfill shall be capped according to application as shown below:

Spread Footing	4 to 6 inches CA-6
Cast-In-Place Box Culverts	6 inches of CA-6
Pre-Cast Box Culverts	Porous Granular Bedding Material (Article 540.06)
Pre-Cast Pipe Culverts	4 to 6 inches Fine Aggregate (Article 542.04(c))

In spread footing applications, the CA-6 cap shall be compacted to the satisfaction of the Engineer. No compaction of rockfill is required for culvert applications.

This work shall be measured and paid for at the contract unit price per ton for ROCKFILL - FOUNDATION. The contract price for ROCKFILL-FOUNDATION shall include aggregate materials and aggregate material placement. Excavation for the rock fill will be performed in accordance with Section 502 of the Standard Specifications and measured according to Article 502.12 (b).

BRIDGE DECK CONCRETE CRACK SEALER

Description. This work shall consist of preparation and placement of a concrete crack sealer on the structures as specified in this contract. Work shall be according to Section 587 of the Standard Specifications except as modified herein.

Materials. The concrete crack sealer material specified below shall be applied to the identified structure.

Structures # 039-0061 & 039-0062

Product: TK – 9000 (Crack Sealer)

TK Products

11400 West 47th Street

Minnetonka, MN 55343

Phone: (888) 755-2971

CONSTRUCTION REQUIREMENTS

General. A concrete crack sealer shall be applied according to the manufacturer's recommendations to all cracks within the deck surface that measure 0.03 inches or greater in width at the surface as directed by the Engineer. The surface preparation, application techniques, and application rates shall be in accordance with the manufacturer's recommendations. As a minimum, all concrete must be at least 14 days old, and all deck grinding, saw cut grooving, and cleanup operations must be completed. The surface shall have at least a 48-hour drying period since the last rain before application. The concrete crack sealer shall not be applied if rain is forecasted within 24 hours of the application time.

The Contractor shall provide to the Engineer written documentation from the concrete crack sealer manufacturer that outlines the recommended surface preparation, application techniques, and application rates.

Basis of Payment. This work will be paid for at the contract unit price per foot (ft) for BRIDGEDECK CONCRETE CRACK SEALER.

FLUSH INLET BOX FOR MEDIAN (542546) TO BE RECONSTRUCTED

The removal and replacement of the median inlet shall be constructed according to the specifications shown in the plan detail sheets. All additional work including labor and materials required to remove and reconstruct the existing inlet shall not be paid for separately and will be included in the pay item cost.

PORTLAND CEMENT CONCRETE SIDEWALK 6 INCH, SPECIAL

The proposed PORTLAND CEMENT CONCRETE SIDEWALK 6 INCH, SPECIAL shown in the plans shall be constructed according to the specifications shown on the plan detail sheets. All additional work including labor and materials shall not be paid for separately and will be included in the pay item cost.

CLASS C PATCHES, (SPECIAL)

This work shall be according to the requirements in article 442 for CLASS C PATCHES and the detail shown in the plans. Sawcuts and Tie bars will not be paid for separately and shall be included in the cost of CLASS C PATCHES (SPECIAL) SQ YD.

REMOVAL AND DISPOSAL OF UNSUITABLE MATERIAL

Based on geotechnical investigation of the project area, it is anticipated that highly erosive silty soils (Plasticity Index less than 12) will be encountered in the proposed cuts at the following location:

Alignment	Station	to	Station	Depth	Soil Type	Reason
IL13EB	77+50		85+00	2.5 – 6.0'	Silt A-4(4)	PI < 12

The unsuitable soil location above is depicted in the cross sections with hatching. The location of the unsuitable soil as listed above and shown on the cross sections is approximate. The actual limits of the unsuitable soil will be determined by the Engineer during excavation operations.

The unsuitable soil shall be removed and disposed of according to Article 202.03 of the Standard Specifications for Road and Bridge Construction. Removal and disposal of the unsuitable soil will be paid for at the contract unit price per cubic yard for REMOVAL AND DISPOSAL OF UNSUITABLE MATERIAL.

POST AWARD VALUE ENGINEERING CHANGE PROPOSAL WORKSHOP

Revised 4/23/18

Description

A post award Value Engineering workshop will be held within 10 days of contract execution and will be attended by the Department and the Contractor. The workshop will consist of a facilitated discussion to identify potential Value Engineering (VE) as defined in Article 104.07 of the Standard Specifications.

Description of Workshop

Workshop logistics, including date, time and location, will be determined by the Engineer.

The workshop shall be attended by the Contractor's superintendent or project manager and at least one other person who is familiar with the project and with the intended construction practices which will be used to complete the project and of suitable authority to make project decisions for the Contractor.

The one-day workshop will be facilitated by the Department. The workshop will provide a forum for the Contractor and the Department to identify potential value engineering concepts and to consider the advantages and disadvantages of these identified concepts. Additionally, the workshop participants will discuss applicable submittal dates and review periods associated with any concept which the workshop team chooses to propose. Participation in the workshop is intended to expedite review time for the Concept Phase identified in Article 104.07(a)(1).

The workshop is intended to identify potential alternatives and facilitate contractor submittal of acceptable concepts. Submittal and approval of identified proposals will be in accordance with applicable portions of Article 104.07 as determined by the Department based on the scope of the proposal.

A delay in the start of work may be approved to facilitate a proposal that requires further research or design modifications.

Basis of Payment

No direct payment will be made for the cost of attendance and participation in the workshop. VE incentives for approved VE proposals will be in accordance with Article 104.07.

AVAILABILITY OF ELECTRONIC FILES

Effective 10/16

Revised 2/10/17

2D MicroStation and GEOPAK files of this project will be made available to the Contractor after contract award. Contractor shall coordinate obtaining electronic files through the project resident engineer. If there is a conflict between the electronic files and the printed contract plans and documents, the printed contract plans and documents shall take precedence over the electronic files. The Contractor shall accept all risk associated with using the electronic files and shall hold the Department harmless for any errors or omissions in the electronic files and the data contained therein. Errors or delays resulting from the use of the electronic files by the Contractor shall not result in an extension of time for any interim or final completion date or shall not be considered cause for additional compensation. The Contractor shall not use, share, or distribute these electronic files except for the purpose of constructing this contract. Any claims by third parties due to use or errors shall be the sole responsibility of the Contractor. The Contractor shall include this disclaimer with the transfer of these electronic files to any other parties and shall include appropriate language binding them to similar responsibilities.

MOWING

Effective December 11, 2001

Revised 7/17/17

This work shall consist of mowing the entire median up to 100' in width and the roadway foreslopes of the outside lanes to the ditchline or for a width of 15' from the edge of pavement or paved shoulder, whichever is less. At intersecting roadways, the mowing shall extend to the proposed right of way for a distance of 300' on either side of the intersection. The height of the mowing shall not be more than 6". Equipment used shall be capable of completely severing all growth at the cutting height and distributing it evenly over the mowed area. The Contractor will not be required to mow continuously wet ditches and drainage ways, slopes greater than 1:2.5 (V:H), or areas which may be designated by the Engineer as not mowable. Mowing shall be done within the project limits during the construction of the project as directed by the Engineer and prior to the final inspection of the project. Any subsequent mowing required to disperse mowed material shall be considered as included in the cost of the mowing. Debris encountered during mowing, which interferes with the mowing operation or is visible from the roadway shall be removed and disposed of according to Article 201.01(a) and 201.10(a).

Method of Measurement: Mowing will be measured for payment in units of 100' (30 m) in horizontal distances along the roadway center line/survey line. For purposes of measurement, the quantity of units to be paid for each individual mowing is defined as the net length of the project as shown on the cover sheet of the construction plans divided by 100' (30 m). On and off ramps will not be measured separately. No allowances will be made for variations in width of mowing.

Basis of Payment: This work will be paid for at the contract unit price per unit for MOWING.

TOTAL MAXIMUM DAILY LOAD (TMDL)

Crab Orchard Creek is listed on the Illinois Environmental Protection Agency's Section 303(d) list (ND-12) for which there is an approved Total Maximum Daily Load (TMDL) allocation established for pH, manganese and total phosphorus. The Contractor will be responsible for testing the soil and modifying the fertilizer applications to adequately sustain growth for Class 1B seeding mix. The purpose of the sampling is to determine the minimum amount of nutrients required, in no case shall the quantities exceed those shown in the plans.

A minimum of six soil samples will be required for testing, three for the northern embankment and three for the southern embankment. Two of which should be west of the overflow structures, two between the overflow and main channel structure, and two east of the main channel structure.

The cost of the sampling, testing and analysis shall be included in the cost of Seeding, Class 1B.

PIPE UNDERDRAINS FOR STRUCTURES

Effective: May 17, 2000

Revised: January 22, 2010

Description. This work shall consist of furnishing and installing a pipe underdrain system as shown on the plans, as specified herein, and as directed by the Engineer.

Materials. Materials shall meet the requirements as set forth below:

The perforated pipe underdrain shall be according to Article 601.02 of the Standard Specifications. Outlet pipes or pipes connecting to a separate storm sewer system shall not be perforated.

The drainage aggregate shall be a combination of one or more of the following gradations, FA1, FA2, CA5, CA7, CA8, CA11, or CA13 thru 16, according to Sections 1003 and 1004 of the Standard Specifications.

The fabric surrounding the drainage aggregate shall be Geotechnical Fabric for French Drains according to Article 1080.05 of the Standard Specifications.

Construction Requirements. All work shall be according to the applicable requirements of Section 601 of the Standard Specifications except as modified below.

The pipe underdrains shall consist of a perforated pipe drain situated at the bottom of an area of drainage aggregate wrapped completely in geotechnical fabric and shall be installed to the lines and gradients as shown on the plans.

Method of Measurement. Pipe Underdrains for Structures shall be measured for payment in feet (meters), in place. Measurement shall be along the centerline of the pipe underdrains. All connectors, outlet pipes, elbows, and all other miscellaneous items shall be included in the measurement. Concrete headwalls shall be included in the cost of Pipe Underdrains for Structures, but shall not be included in the measurement for payment.

Basis of Payment. This work will be paid for at the contract unit price per foot (meter) for PIPE UNDERDRAINS FOR STRUCTURES of the diameter specified. Furnishing and installation of the drainage aggregate, geotechnical fabric, forming holes in structural elements and any excavation required, will not be paid for separately, but shall be included in the cost of the pipe underdrains for structures.

WEEP HOLE DRAINS FOR ABUTMENTS, WINGWALLS, RETAINING WALLS AND CULVERTS

Effective: April 19, 2012

Revised: October 22, 2013

Delete the last paragraphs of Articles 205.05 and 502.10 and replace with the following.

“If a geocomposite wall drain according to Section 591 is not specified, a prefabricated geocomposite strip drain according to Section 1040.07 shall be placed at the back of each drain hole. The strip drain shall be 24 inches (600 mm) wide and 48 inches (1.220 m) tall. The strip drain shall be centered over the drain hole with the bottom located 12 inches (300 mm) below the bottom of the drain hole. All form boards or other obstructions shall be removed from the drain holes before placing any geocomposite strip drain.”

Revise the last sentence of the first paragraph of Article 503.11 to read as follows.

“Drain holes shall be covered to prevent the leakage of backfill material according to Article 502.10.”

Revise the title of Article 1040.07 to Geocomposite Wall Drains and Strip Drains.

BRIDGE DECK CONSTRUCTION

Effective: October 22, 2013

Revised: December 21, 2016

When Diamond Grinding of Bridge Sections is specified, hand finishing of the deck surface shall be limited to areas not finished by the finishing machine and to address surface corrections according to Article 503.16(a)(2). Hand finishing shall be limited as previously stated solely for the purpose of facilitating a more timely application of the curing protection. In addition the requirements of 503.16(a)(3)a. and 503.16(a)(4) will be waived.

Revise the Second Paragraph of Article 503.06(b) to read as follows.

“When the Contractor uses cantilever forming brackets on exterior beams or girders, additional requirements shall be as follows.”

Revise Article 503.06(b)(1) to read as follows.

“(1) Bracket Placement. The spacing of brackets shall be per the manufacturer’s published design specifications for the size of the overhang and the construction loads anticipated. The resulting force of the leg brace of the cantilever bracket shall bear on the web within 6 inches (150 mm) of the bottom flange of the beam or girder.”

Revise Article 503.06(b)(2) to read as follows.

“(2) Beam Ties. The top flange of exterior steel beams or girders supporting the cantilever forming brackets shall be tied to the bottom flange of the next interior beam. The top flange of exterior concrete beams supporting the cantilever forming brackets shall be tied to the top flange of the next interior beam. The ties shall be spaced at 4 ft (1.2 m) centers. Permanent cross frames on steel girders may be considered a tie. Ties shall be a minimum of 1/2 inch (13 mm) diameter threaded rod with an adjusting mechanism for drawing the tie taut. The ties shall utilize hanger brackets or clips which hook onto the flange of steel beams. No welding will be permitted to the structural steel or stud shear connectors, or to reinforcement bars of concrete beams, for the installation of the tie bar system. After installation of the ties and blocking, the tie shall be drawn taut until the tie does not vary from a straight line from beam to beam. The tie system shall be approved by the Engineer.”

Revise Article 503.06(b)(3) to read as follows.

“(3) Beam Blocks. Suitable beam blocks of 4 in x 4 in (100 x 100 mm) timbers or metal structural shapes of equivalent strength or better, acceptable to the Engineer, shall be wedged between the webs of the two beams tied together, within 6 inches (150 mm) of the bottom flange at each location where they are tied. When it is not feasible to have the resulting force from the leg brace of the cantilever brackets transmitted to the web within 6 inches (150 mm) of the bottom flange, then additional blocking shall be placed at each bracket to transmit the resulting force to within 6 inches (150 mm) of the bottom flange of the next interior beam or girder.”

Delete the last paragraph of Article 503.06(b).

MEMBRANE WATERPROOFING SYSTEM FOR BURIED STRUCTURES

Effective: October 4, 2016

Revised: April 13, 2018

Description. This work shall consist of furnishing and placing a membrane waterproofing system on the top slab and sidewalls, or portions thereof, for buried structures as detailed on the contract plans.

All membrane waterproofing systems shall be supplied by qualified producers. The Department will maintain a list of qualified producers.

Materials. The materials used in the waterproofing system shall consist of the following.

- (a) Cold-applied, self-adhering rubberized asphalt/polyethylene membrane sheet with the following properties:

Physical Properties	
Thickness ASTM D 1777 or D 3767	60 mils (1.500 mm) min.
Width	36 inches (914 mm) min.
Tensile Strength, Membrane ASTM D 412 (Die C)	325 lb./in ² (2240 kPa) min.
Tensile Strength, Film ASTM D 882	5000 lb./in ² (34.5 MPa) min.
Elongation (Ultimate Failure of Rubberized Asphalt) ASTM D 412	300% min.
Pliability [180° bend over 1" inch (25 mm) mandrel @ -20 °F (-29 °C)] ASTM D 146 (Modified) or D1970	No Effect
Puncture Resistance-Membrane ASTM E 154	40 lb. (178 N) min.
Permeability (Perms) ASTM E 96, Method B	0.1 max.
Water Absorption (% by Weight) ASTM D 570	0.2 max.
Peel Strength ASTM D 903	9 lb./in (1576 N/m) min.

- (b) Protective geocomposite drainage sheet composed of a woven monofilament or nonwoven geotextile fabric bonded to a dimpled/ridged drainage core with a smooth backing film providing cushioning for the membrane sheet. The protective drainage sheet shall be suitable for horizontal applications with heavy loads and vehicular traffic with the following properties:

Physical Properties	
Core	
Compressive Strength ASTM D 1621	18,000 (862 kPa) psf Min.
Flow Rate ASTM D 4716	17 gal/min./ft. (211 L/min./m ²) min.
Geotextile Fabric	
Woven Monofilament Fabric	
Water Flow Rate ASTM D 4491	145 gal/min./ft ² (5907 L/Min./m min.
Grab tensile Strength ASTM D 4632 (MARV - Weakest Principal Direction)	200 lb. (890 N) min.
CBR Puncture Strength ASTM D 6241 (MARV)	675 lb. (3004 N) min
Apparent Opening Size	Sieve No. 40 (0.430 mm) or Smaller Opening
Nonwoven fabric	
Water Flow Rate ASTM D 4491	90 gal/min./ft ² (3668 L/Min./m min
Grab tensile Strength ASTM D 4632 (MARV – Weakest Principal Direction)	205 lb. (912 N) min.
CBR Puncture Strength ASTM D 6241 (MARV)	500 lb. (2224 N) min
Apparent Opening Size	Sieve No. 80 (0.180 mm) or Smaller Opening

- (c) Ancillary Materials: Adhesives, Conditioners, Primers, Mastic, Two-Part Liquid Membranes, and Sealing Tapes as required by the manufacturer for use with the respective membrane waterproofing system.

Construction. The areas requiring waterproofing shall be prepared and the waterproofing shall be installed in accordance with the manufacturer's instructions. The Contractor shall not install any part of a membrane waterproofing system in wet conditions, or if the ambient or concrete surface temperature is below 40° (4° C), unless allowed by the Engineer.

Surfaces to be waterproofed shall be smooth and free from projections which might damage the membrane sheet. Projections or depressions on the surface that may cause damage to the membrane shall be removed or filled as directed by the Engineer. The surface shall be power washed and cleaned of dust, dirt, grease, and loose particles, and shall be dry before the waterproofing is applied.

The Contractor shall uniformly apply primer to the entire area to be waterproofed, at the rate stated in the manufacturer's instructions, by brush, or roller. The Contractor shall brush out primer that tends to puddle in low spots to allow complete drying. The primer shall be cured according to the manufacturer's instructions. Primed areas shall not stand uncovered overnight. If membrane sheets are not placed over primer within the time recommended by the manufacturer, the Contractor shall recoat the surfaces at no additional cost to the Department.

The installation of the membrane sheet to primed surfaces shall be such that all joints are shingled to shed water by commencing from the lowest elevation of the buried structure's top slab and progress towards the highest elevation. The membrane sheets shall be overlapped as required by the manufacturer. The Contractor shall seal with mastic any laps that were not thoroughly sealed. The membrane shall be smooth and free of wrinkles and there shall be no depressions in horizontal surfaces of the finished waterproofing. After placement, exposed edges of membrane sheets shall be sealed with a troweled bead of a manufacturer's recommended mastic, or two-part liquid membrane, or with sealing tape.

The Contractor shall install protective geocomposite drainage sheet after application of the membrane sheet per the manufacturer's instructions.

Sealing bands at joints between precast segments shall be installed prior to the waterproofing system being applied. Where the waterproofing system and sealing band overlap, the installation shall be planned such that water will not be trapped or directed underneath the membrane or sealing band.

Care shall be taken to protect and to prevent damage to the waterproofing system prior to and during backfilling operations. The waterproofing system shall be removed as required for the installation of slab mounted guardrails and other appurtenances. After the installation is complete, the system shall be repaired and sealed against water intrusion according to the manufacturer's instructions and to the satisfaction of the Engineer.

Replace the last paragraph of Article 540.06 Precast Concrete Box Culverts and replace with:

Handling holes shall be filled with a polyethylene plug. The plug shall not project beyond the inside surface after installation nor project above the outside surface to the extent that may cause damage to the membrane. When metal lifting inserts are used, their sockets shall be filled with mastic or mortar compatible with the membrane.

Method of Measurement. The waterproofing system will be measured in place, in square yards (square meters) of the concrete surface to be waterproofed.

Basis of Payment. This work will be paid for at the contract unit price, per square yard (square meter) for MEMBRANE WATERPROOFING SYSTEM FOR BURIED STRUCTURES.

PREFORMED PAVEMENT JOINT SEAL

Effective: October 4, 2016

Description. This work shall consist of furnishing all labor, equipment and materials necessary to prepare the joint opening and install pavement joint seal(s) at the locations specified. Unless otherwise detailed on the plans, the joint shall be sized for a rated movement of 2 inches (50 mm).

Materials: Unless otherwise specified, one of the following prefabricated joint seals will be permitted.

- (a) Preformed Elastomeric Joint Seal. This material shall be according to Section 1053.01.
- (b) Preformed Pre-compressed, Silicone Coated, Self-Expanding Sealant System. This Sealant system shall be comprised of three components: 1) cellular polyurethane foam impregnated with hydrophobic 100% acrylic, water-based emulsion, factory coated with highway-grade, fuel resistant silicone; 2) field-applied epoxy adhesive primer, 3) field-injected silicone sealant bands.

The preformed, pre-compressed silicone joint seal shall, as a minimum, be according to the following:

- The joint seal shall be held in place by a non-sag, high modulus silicone adhesive.
- The joint seal shall be compatible with the epoxy and header material.
- The joint seal shall withstand the effects of vertical and lateral movements, skew movements and rotational movement without adhesive or cohesive failure.
- The joint seal shall be designed so that, the material is capable of movement of +50%, - 50% (100% total) of nominal material size.
- Changes in plane and direction shall be executed using factory fabricated 90 degree transition assemblies. The transitions shall be watertight at the inside and outside corners through the full movement of the product.
- The depth of the joint shall be recessed 3/4 in. (19 mm) below the riding surface throughout the normal limits of joint movement.
- The joint seal shall be resistant to ultraviolet rays.
- The joint seal shall be resistant to abrasion, oxidation, oils, gasoline, salt, and other materials that may be spilled on or applied to the surface.
- The manufacturer shall certify that the joint composition shall be free of any waxes or wax compounds; asphalts or asphalt compounds.

The joint material shall meet the following physical properties:

Property	Requirement	Test Method
Tensile Strength of Silicone Coating (min)	140 psi	ASTM D 412
UV Resistance of Joint System	No Changes--2000 Hours	ASTM G155-00A
Density of Cellular Polyurethane Foam	12.5lb/ cu ft (200kg/cu m)	ASTM D545
Heat Aging Effects (Silicone Coating)	No cracking, chalking	ASTM C 792
Resilience (Silicone Coating)	≥ 95%	ASTM D 5329
Joint System Operating temp range (min)	-40° F to 185° F	ASTM C 711

The adhesive shall be a two-component, 100% solid, modified epoxy meeting the requirements of ASTM C881, Type I, Grade 3, Class B & C. The adhesive shall also have the following properties:

Property	Requirement	Test method
Tensile Strength	2,500 psi (24 MPa) min.	ASTM D638
Compressive Strength	7000 psi (48 MPa) min.	ASTM D695
Bond Strength (Dry Cure)	2000 psi (28MPa) min	ASTM C882
Water Absorption	0.1% by weight	ASTM D570

The silicone band adhesive shall have the following properties:

Property	Requirement	Test Method
Movement Capability	+100/-50%	ASTM C 719
Elongation at Break	>1400%	ASTM D 412
Slump	≤0.3"	ASTM D 2202
Hardness (Shore A) max.	20	ASTM C 661
Tack free time (max)	60 minutes	ASTM C 679
Heat Aging Effects	No cracking, chalking	ASTM C 792
Resilience	≥ 95%	ASTM D5329
Bond	0% Adhesive or Cohesive Failure after 5 cycles @100%extension	ASTM D 5329

- (c) Performed Silicone Joint Seal. The preformed silicone joint seal used for this item shall conform to the following specifications:

Table 1
Physical Properties of Preformed Silicone Gland

Property	Requirement	Test Method
Rated Movement Capability	+2 ¼ inch total	N/A
Tensile Strength, psi.	1000 min	ASTM D 412
Elongation	400% min	ASTM D 412
Tear (die B)	100 ppi. min	ASTM D 624
Hardness Durometer (Shore A).	55 +/- 5 max	ASTM D 2240
Compression set at 212°F, 70 hrs	30% max	ASTM D 395
Heat Aged Properties	5pt max loss on Durometer	ASTM D 573
Tensile and Elongation % Loss	10 % max	
Color	Black	Visual

The color of the preformed silicone seal shall be black, made by the addition of Carbon Black fillers which increases UV resistance, tensile strength, and abrasion wear properties.

The locking adhesive shall be non-sag, high modulus silicone adhesive conforming to the following specifications:

Table 2
Physical Properties of the Silicone Locking Adhesive

Property	Requirement	Test Method
Tensile Strength, psi.	200 min	ASTM D 412
Elongation, %	450 min	ASTM D 412
Tack Free Time, minutes.	20 max.	ASTM C 679
Cure Time ¼" bead, hrs	24 max	ASTM C 679
Resistance to U.V.	No cracking, chalking, or degradation	ASTM C793
VOC (g/L)	0	ATSM D 3960

Any rips, tears, or bond failure will be cause for rejection.

The two part epoxy primer shall be supplied for application to the vertical faces of the joint opening. The supplied primer shall be equally as effective when bonded to concrete or steel. This primer shall meet the following criteria:

Table 3
Physical Properties of Preformed Silicone Joint System Primer

Property	Requirement	Test Method
Viscosity (cps)	44	ASTM D 2196
Color	Light Amber	Visual
Solids (%)	41	ASTM D 4209
Specific Gravity	0.92	ATSM D 1217
Product Flash Point (°F, T.C.C.)	48	ATSM D 56
Package Stability	N/A	One year in tightly sealed containers
Cleaning	N/A	Mineral Spirits
VOC (g/L)	520	ATSM D 3960

(d) Bonded Preformed Joint Seal. This joint system shall consist of preformed elastomeric seal bonded to the side walls of the joint opening using an adhesive as specified by the Manufacturer of the joint seal.

The bonded preformed joint seal shall be according to Table 1 of ASTM D2628 with the following exceptions: Compression set shall not be over 40 percent when tested according to Method B (Modified) of ASTM D 395 after 70 hours at 212 °F (100 °C). The Compression-Deflection requirement will not apply to the bonded preformed joint seal.

The adhesive shall be epoxy base, dual component, which resists salt, diluted acids, alkalis, solvents, greases, oils, moisture, sunlight and weathering. Temperatures up to 200 °F (93 °C) shall not reduce bond strength. At 68 °F (20 °C), the bond strength shall be a minimum of 1000 psi (6.9 MPa) within 24 hours.

Any primers or cleaning solutions used on the faces of the joint or on the profile of the sides of the bonded preformed joint seal shall be supplied by the manufacturer of the bonded preformed joint seal.

Any additional installation materials and adhesive for splicing joint sections shall be as supplied by the manufacturer of the preformed joint seal.

The Contractor shall submit the Manufacturer's material certification documentation stating that their materials meet the applicable requirements of this specification for the joint seal(s) installed.

CONSTRUCTION REQUIREMENTS

General. The Contractor shall furnish the Engineer with the manufacturer's product information and installation procedures at least two weeks prior to installation.

The minimum ambient air temperature in which the joint seal can be installed is 40° F (4.4° C) and rising, except for bonded preformed joint seals which shall not be installed when temperatures below 50 °F (10 °C) are predicted within a 48 hour period.

The joint surface shall be completely dry before installing the Joint Seal. For newly placed concrete, the concrete shall be fully cured and allowed to dry out a minimum of seven additional days prior to placement of the seal. Cold, wet, inclement weather will require an extended drying time.

The Joint Seal shall not be installed immediately after precipitation or if precipitation is forecasted for the day. Joint preparation and installation of Joint Seal shall be done during the same day.

Surface Preparation. Surface preparation shall be according to the joint seal manufacturer's written instructions.

After surface preparation is completed, the joint shall be cleaned of debris using compressed air with a minimum pressure of 90 psi (620 kPa). The air compressor shall be equipped with traps to prevent the inclusion of water and/or oil in the air line. The compressed air shall be according to the cleanliness requirements of ASTM D 4285.

When priming is required per the manufacturer's instruction, this operation shall immediately follow cleaning.

Joint Installation. The Joint installation shall be per the manufacturer's instructions; special attention shall be given to insure the joint seal is properly recessed below the top of the riding surface as recommended by the manufacturer.

For bonded joint seals the seal shall be inserted into the joint and held tightly against both sides of the joint until sufficient bond strength has been developed to resist the expected expansion forces.

Opening to traffic. As these joint systems are supposed to be recessed below the top of the riding surface, there should be no restriction, based on the joint seal installation, on when these joints can be reopened to traffic.

Method of Measurement. The installed prefabricated joint seal will not be measured for payment.

Basis of Payment. The prefabricated joint seal will not be paid for separately but shall be considered included in the cost of the adjacent concrete work involved.

AGGREGATE SUBGRADE IMPROVEMENT (BDE)

Effective: April 1, 2012

Revised: April 1, 2016

Add the following Section to the Standard Specifications:

“SECTION 303. AGGREGATE SUBGRADE IMPROVEMENT

303.01 Description. This work shall consist of constructing an aggregate subgrade improvement.

303.02 Materials. Materials shall be according to the following.

Item	Article/Section
(a) Coarse Aggregate	1004.07
(b) Reclaimed Asphalt Pavement (RAP) (Notes 1, 2, and 3)	1031

Note 1. Crushed RAP, from either full depth or single lift removal, may be mechanically blended with aggregate gradations CS 01, CS 02, and RR 01 but shall not exceed 40 percent of the total product. The top size of the RAP shall be less than 4 in. (100 mm) and well graded.

Note 2. RAP having 100 percent passing the 1 1/2 in. (37.5 mm) sieve and being well graded, may be used as capping aggregate in the top 3 in. (75 mm) when aggregate gradations CS 01, CS 02, or RR 01 are used in lower lifts.

Note 3. The RAP used for aggregate subgrade improvement shall be according to the current Bureau of Materials and Physical Research Policy Memorandum, “Reclaimed Asphalt Pavement (RAP) for Aggregate Applications”.

303.03 Equipment. The vibratory machine shall be according to Article 1101.01, or as approved by the Engineer.

303.04 Soil Preparation. The stability of the soil shall be according to the Department’s Subgrade Stability Manual for the aggregate thickness specified.

303.05 Placing Aggregate. The maximum nominal lift thickness of aggregate gradations CA 02, CA 06, or CA 10 shall be 12 in. (300 mm). The maximum nominal lift thickness of aggregate gradations CS 01, CS 02, and RR 01 shall be 24 in. (600 mm).

303.06 Capping Aggregate. The top surface of the aggregate subgrade shall consist of a minimum 3 in. (75 mm) of aggregate gradations CA 06 or CA 10. When the contract specifies that a granular subbase is to be placed on the aggregate subgrade improvement, the 3 in. (75 mm) of capping aggregate shall be the same gradation and may be placed with the underlying aggregate subgrade improvement material.

303.07 Compaction. All aggregate lifts shall be compacted to the satisfaction of the Engineer. If the moisture content of the material is such that compaction cannot be obtained, sufficient water shall be added so that satisfactory compaction can be obtained.

303.08 Finishing and Maintenance of Aggregate Subgrade Improvement. The aggregate subgrade improvement shall be finished to the lines, grades, and cross sections shown on the plans, or as directed by the Engineer. The aggregate subgrade improvement shall be maintained in a smooth and compacted condition.

303.09 Method of Measurement. This work will be measured for payment according to Article 311.08.

303.10 Basis of Payment. This work will be paid for at the contract unit price per cubic yard (cubic meter) or ton (metric ton) for AGGREGATE SUBGRADE IMPROVEMENT or at the contract unit price per square yard (square meter) for AGGREGATE SUBGRADE IMPROVEMENT, of the thickness specified.”

Add the following to Section 1004 of the Standard Specifications:

“1004.07 Coarse Aggregate for Aggregate Subgrade Improvement. The aggregate shall be according to Article 1004.01 and the following.

- (a) Description. The coarse aggregate shall be crushed gravel, crushed stone, or crushed concrete. In applications where greater than 24 in. (600 mm) of subgrade material is required, gravel may be used below the first 12 in (300 mm) of subgrade.
- (b) Quality. The coarse aggregate shall consist of sound durable particles reasonably free of deleterious materials.
- (c) Gradation.
 - (1) The coarse aggregate gradation for total subgrade thickness less than or equal to 12 in. (300 mm) shall be CA 2, CA 6, CA 10, or CS 01.

The coarse aggregate gradation for total subgrade thickness more than 12 in. (300 mm) shall be CS 01 or CS 02 as shown below or RR 01 according to Article 1005.01(c).

COARSE AGGREGATE SUBGRADE GRADATIONS					
Grad No.	Sieve Size and Percent Passing				
	8”	6”	4”	2”	#4
CS 01	100	97 ± 3	90 ± 10	45 ± 25	20 ± 20
CS 02		100	80 ± 10	25 ± 15	

COARSE AGGREGATE SUBGRADE GRADATIONS (Metric)					
Grad No.	Sieve Size and Percent Passing				
	200 mm	150 mm	100 mm	50 mm	4.75 mm
CS 01	100	97 ± 3	90 ± 10	45 ± 25	20 ± 20
CS 02		100	80 ± 10	25 ± 15	

- (2) The 3 in. (75 mm) capping aggregate shall be gradation CA 6 or CA 10.”

BUTT JOINTS (BDE)

Effective: July 1, 2016

Add the following to Article 406.08 of the Standard Specifications.

“(c) Temporary Plastic Ramps. Temporary plastic ramps shall be made of high density polyethylene meeting the properties listed below. Temporary plastic ramps shall only be used on roadways with permanent posted speeds of 55 mph or less. The ramps shall have a minimum taper rate of 1:30 (V:H). The leading edge of the plastic ramp shall have a maximum thickness of 1/4 in. (6 mm) and the trailing edge shall match the height of the adjacent pavement ± 1/4 in. (± 6 mm).

The ramp will be accepted by certification. The Contractor shall furnish a certification from the manufacturer stating the temporary plastic ramp meets the following requirements.

Physical Property	Test Method	Requirement
Melt Index	ASTM D 1238	8.2 g/10 minutes
Density	ASTM D 1505	0.965 g/cc
Tensile Strength @ Break	ASTM D 638	2223 psi (15 MPa)
Tensile Strength @ Yield	ASTM D 638	4110 psi (28 MPa)
Elongation @ Yield ^{1/} , percent	ASTM D 638	7.3 min.
Durometer Hardness, Shore D	ASTM D 2240	65
Heat Deflection Temperature, 66 psi	ASTM D 648	176 °F (80 °C)
Low Temperature Brittleness, F ₅₀	ASTM D 746	<-105 °F (<-76 °C)

1/ Crosshead speed -2 in./minute

The temporary plastic ramps shall be installed according to the manufacturer’s specifications and fastened with anchors meeting the manufacturer’s recommendations. Temporary plastic ramps that fail to stay in place or create a traffic hazard shall be replaced immediately with temporary HMA ramps at the Contractor’s expense.”

CALCIUM ALUMINATE CEMENT FOR CLASS PP-5 CONCRETE PATCHING (BDE)

Effective: November 1, 2017

Revise the third sentence of the first paragraph of Article 1001.01(e) of the Standard Specifications to read:

“The chemical requirements shall be determined according to AASHTO T 105 and shall be as follows: minimum 37 percent aluminum oxide (AL₂O₃), maximum 42 percent calcium oxide (CaO), maximum 1 percent magnesium oxide (MgO), maximum 0.4 percent sulfur trioxide (SO₃), maximum 1.75 percent loss on ignition, and maximum 7 percent insoluble residue.”

CLASS A AND B PATCHING (BDE)

Effective: January 1, 2018

Revise the second sentence of the first paragraph of Article 442.06(a)(1) of the Standard Specifications to read:

“Patches more than 20 ft (6 m) in length, including half-lane patches, shall be tied to the adjacent pavement, portland cement concrete shoulders, and curb and gutter with No. 6 (No. 19) transverse tie bars, 24 in. (600 mm) long, embedded 8 in. (200 mm) at 36 in. (600 mm) centers according to Article 420.05(b).”

Revise the sixth paragraph of Article 442.06(a)(2) of the Standard Specifications to read:

“Patches more than 20 ft (6 m) in length shall be tied to the adjacent lane of pavement, portland cement concrete shoulders, and curb and gutter with No. 6 (No. 19) transverse tie bars, 24 in. (600 mm) long, embedded 8 in. (200 mm) at 36 in. (600 mm) centers according to Article 420.05(b).”

COMPENSABLE DELAY COSTS (BDE)

Effective: June 2, 2017

Revise Article 107.40(b) of the Standard Specifications to read:

“(b) Compensation. Compensation will not be allowed for delays, inconveniences, or damages sustained by the Contractor from conflicts with facilities not meeting the above definition; or if a conflict with a utility in an unanticipated location does not cause a shutdown of the work or a documentable reduction in the rate of progress exceeding the limits set herein. The provisions of Article 104.03 notwithstanding, compensation for delays caused by a utility in an unanticipated location will be paid according to the provisions of this Article governing minor and major delays or reduced rate of production which are defined as follows.

- (1) Minor Delay. A minor delay occurs when the work in conflict with the utility in an unanticipated location is completely stopped for more than two hours, but not to exceed two weeks.
- (2) Major Delay. A major delay occurs when the work in conflict with the utility in an unanticipated location is completely stopped for more than two weeks.
- (3) Reduced Rate of Production Delay. A reduced rate of production delay occurs when the rate of production on the work in conflict with the utility in an unanticipated location decreases by more than 25 percent and lasts longer than seven calendar days.”

Revise Article 107.40(c) of the Standard Specifications to read:

“(c) Payment. Payment for Minor, Major, and Reduced Rate of Production Delays will be made as follows.

(1) Minor Delay. Labor idled which cannot be used on other work will be paid for according to Article 109.04(b)(1) and (2) for the time between start of the delay and the minimum remaining hours in the work shift required by the prevailing practice in the area.

Equipment idled which cannot be used on other work, and which is authorized to standby on the project site by the Engineer, will be paid for according to Article 109.04(b)(4).

(2) Major Delay. Labor will be the same as for a minor delay.

Equipment will be the same as for a minor delay, except Contractor-owned equipment will be limited to two weeks plus the cost of move-out to either the Contractor's yard or another job and the cost to re-mobilize, whichever is less. Rental equipment may be paid for longer than two weeks provided the Contractor presents adequate support to the Department (including lease agreement) to show retaining equipment on the job is the most economical course to follow and in the public interest.

(3) Reduced Rate of Production Delay. The Contractor will be compensated for the reduced productivity for labor and equipment time in excess of the 25 percent threshold for that portion of the delay in excess of seven calendar days. Determination of compensation will be in accordance with Article 104.02, except labor and material additives will not be permitted.

Payment for escalated material costs, escalated labor costs, extended project overhead, and extended traffic control will be determined according to Article 109.13.”

Revise Article 108.04(b) of the Standard Specifications to read:

“(b) No working day will be charged under the following conditions.

(1) When adverse weather prevents work on the controlling item.

(2) When job conditions due to recent weather prevent work on the controlling item.

(3) When conduct or lack of conduct by the Department or its consultants, representatives, officers, agents, or employees; delay by the Department in making the site available; or delay in furnishing any items required to be furnished to the Contractor by the Department prevents work on the controlling item.

(4) When delays caused by utility or railroad adjustments prevent work on the controlling item.

(5) When strikes, lock-outs, extraordinary delays in transportation, or inability to procure critical materials prevent work on the controlling item, as long as these delays are not due to any fault of the Contractor.

(6) When any condition over which the Contractor has no control prevents work on the controlling item.”

Revise Article 109.09(f) of the Standard Specifications to read:

“(f) Basis of Payment. After resolution of a claim in favor of the Contractor, any adjustment in time required for the work will be made according to Section 108. Any adjustment in the costs to be paid will be made for direct labor, direct materials, direct equipment, direct jobsite overhead, direct offsite overhead, and other direct costs allowed by the resolution. Adjustments in costs will not be made for interest charges, loss of anticipated profit, undocumented loss of efficiency, home office overhead and unabsorbed overhead other than as allowed by Article 109.13, lost opportunity, preparation of claim expenses and other consequential indirect costs regardless of method of calculation.

The above Basis of Payment is an essential element of the contract and the claim cost recovery of the Contractor shall be so limited.”

Add the following to Section 109 of the Standard Specifications.

“**109.13 Payment for Contract Delay.** Compensation for escalated material costs, escalated labor costs, extended project overhead, and extended traffic control will be allowed when such costs result from a delay meeting the criteria in the following table.

Contract Type	Cause of Delay	Length of Delay
Working Days	Article 108.04(b)(3) or Article 108.04(b)(4)	No working days have been charged for two consecutive weeks.
Completion Date	Article 108.08(b)(1) or Article 108.08(b)(7)	The Contractor has been granted a minimum two week extension of contract time, according to Article 108.08.

Payment for each of the various costs will be according to the following.

(a) Escalated Material and/or Labor Costs. When the delay causes work, which would have otherwise been completed, to be done after material and/or labor costs have increased, such increases will be paid. Payment for escalated material costs will be limited to the increased costs substantiated by documentation furnished by the Contractor. Payment for escalated labor costs will be limited to those items in Article 109.04(b)(1) and (2), except the 35 percent and 10 percent additives will not be permitted.

(b) Extended Project Overhead. For the duration of the delay, payment for extended project overhead will be paid as follows.

(1) Direct Jobsite and Offsite Overhead. Payment for documented direct jobsite overhead and documented direct offsite overhead, including onsite supervisory and administrative personnel, will be allowed according to the following table.

Original Contract Amount	Supervisory and Administrative Personnel
Up to \$5,000,000	One Project Superintendent
Over \$ 5,000,000 - up to \$25,000,000	One Project Manager, One Project Superintendent or Engineer, and One Clerk
Over \$25,000,000 - up to \$50,000,000	One Project Manager, One Project Superintendent, One Engineer, and One Clerk
Over \$50,000,000	One Project Manager, Two Project Superintendents, One Engineer, and One Clerk

(2) Home Office and Unabsorbed Overhead. Payment for home office and unabsorbed overhead will be calculated as 8 percent of the total delay cost.

(c) Extended Traffic Control. Traffic control required for an extended period of time due to the delay will be paid. For working day contracts the payment will be made according to Article 109.04. For completion date contracts, an adjustment will be determined as follows.

Extended Traffic Control occurs between April 1 and November 30:

$$\text{ETCP Adjustment (\$)} = \text{TE} \times (\% / 100 \times \text{CUP} / \text{OCT})$$

Extended Traffic Control occurs between December 1 and March 31:

$$\text{ETCP Adjustment (\$)} = \text{TE} \times 1.5 (\% / 100 \times \text{CUP} / \text{OCT})$$

Where: TE = Duration of approved time extension in calendar days.

% = Percent maintenance for the traffic control, % (see table below).

CUP = Contract unit price for the traffic control pay item in place during the delay.

OCT = Original contract time in calendar days.

Original Contract Amount	Percent Maintenance
Up to \$2,000,000	65%
\$2,000,000 to \$10,000,000	75%
\$10,000,000 to \$20,000,000	85%
Over \$20,000,000	90%

When an ETCP adjustment is paid under this provision, an adjusted unit price as provided for in Article 701.20(a) for increase or decrease in the value of work by more than ten percent will not be paid.

Upon payment for a contract delay under this provision, the Contractor shall assign subrogation rights to the Department for the Department's efforts of recovery from any other party for monies paid by the Department as a result of any claim under this provision. The Contractor shall fully cooperate with the Department in its efforts to recover from another party any money paid to the Contractor for delay damages under this provision."

DISADVANTAGED BUSINESS ENTERPRISE PARTICIPATION (BDE)

Effective: September 1, 2000

Revised: April 2, 2018

FEDERAL OBLIGATION. The Department of Transportation, as a recipient of federal financial assistance, is required to take all necessary and reasonable steps to ensure nondiscrimination in the award and administration of contracts. Consequently, the federal regulatory provisions of 49 CFR Part 26 apply to this contract concerning the utilization of disadvantaged business enterprises. For the purposes of this Special Provision, a disadvantaged business enterprise (DBE) means a business certified by the Department in accordance with the requirements of 49 CFR Part 26 and listed in the Illinois Unified Certification Program (IL UCP) DBE Directory.

STATE OBLIGATION. This Special Provision will also be used by the Department to satisfy the requirements of the Business Enterprise for Minorities, Females, and Persons with Disabilities Act, 30 ILCS 575. When this Special Provision is used to satisfy state law requirements on 100 percent state-funded contracts, the federal government has no involvement in such contracts (not a federal-aid contract) and no responsibility to oversee the implementation of this Special Provision by the Department on those contracts. DBE participation on 100 percent state-funded contracts will not be credited toward fulfilling the Department's annual overall DBE goal required by the US Department of Transportation to comply with the federal DBE program requirements.

CONTRACTOR ASSURANCE. The Contractor makes the following assurance and agrees to include the assurance in each subcontract that the Contractor signs with a subcontractor.

The Contractor, subrecipient, or subcontractor shall not discriminate on the basis of race, color, national origin, or sex in the performance of this contract. The Contractor shall carry out applicable requirements of 49 CFR Part 26 in the award and administration of contracts funded in whole or in part with federal or state funds. Failure by the Contractor to carry out these requirements is a material breach of this contract, which may result in the termination of this contract or such other remedy as the recipient deems appropriate, which may include, but is not limited to:

- (a) Withholding progress payments;
- (b) Assessing sanctions;
- (c) Liquidated damages; and/or
- (d) Disqualifying the Contractor from future bidding as non-responsible.

OVERALL GOAL SET FOR THE DEPARTMENT. As a requirement of compliance with 49 CFR Part 26, the Department has set an overall goal for DBE participation in its federally assisted contracts. That goal applies to all federal-aid funds the Department will expend in its federally assisted contracts for the subject reporting fiscal year. The Department is required to make a good faith effort to achieve the overall goal. The dollar amount paid to all approved DBE companies performing work called for in this contract is eligible to be credited toward fulfillment of the Department's overall goal.

CONTRACT GOAL TO BE ACHIEVED BY THE CONTRACTOR. This contract includes a specific DBE utilization goal established by the Department. The goal has been included because the Department has determined that the work of this contract has subcontracting opportunities that may be suitable for performance by DBE companies. The determination is based on an assessment of the type of work, the location of the work, and the availability of DBE companies to do a part of the work. The assessment indicates that, in the absence of unlawful discrimination, and in an arena of fair and open competition, DBE companies can be expected to perform **13.00%** of the work. This percentage is set as the DBE participation goal for this contract. Consequently, in addition to the other award criteria established for this contract, the Department will only award this contract to a bidder who makes a good faith effort to meet this goal of DBE participation in the performance of the work. A bidder makes a good faith effort for award consideration if either of the following is done in accordance with the procedures set for in this Special Provision:

- (a) The bidder documents that enough DBE participation has been obtained to meet the goal or,
- (b) The bidder documents that a good faith effort has been made to meet the goal, even though the effort did not succeed in obtaining enough DBE participation to meet the goal.

DBE LOCATOR REFERENCES. Bidders shall consult the IL UCP DBE Directory as a reference source for DBE-certified companies. In addition, the Department maintains a letting and item specific DBE locator information system whereby DBE companies can register their interest in providing quotes on particular bid items advertised for letting. Information concerning DBE companies willing to quote work for particular contracts may be obtained by contacting the Department's Bureau of Small Business Enterprises at telephone number (217) 785-4611, or by visiting the Department's website at:

<http://www.idot.illinois.gov/doing-business/certifications/disadvantaged-business-enterprise-certification/il-ucp-directory/index>.

BIDDING PROCEDURES. Compliance with this Special Provision is required prior to the award of the contract and the failure of the low bidder to comply will render the bid not responsive.

In order to assure the timely award of the contract, the low bidder shall submit:

- (a) The bidder shall submit a DBE Utilization Plan on completed Department forms SBE 2025 and 2026.
 - (1) The final Utilization Plan must be submitted within five calendar days after the date of the letting in accordance with subsection (a)(2) of Bidding Procedures herein.
 - (2) To meet the five day requirement, the bidder may send the Utilization Plan electronically by scanning and sending to **DOT.DBE.UP@illinois.gov** or faxing to (217) 785-1524. The subject line must include the bid Item Number and the Letting date. The Utilization Plan should be sent as one .pdf file, rather than multiple files and emails for the same Item Number. It is the responsibility of the bidder to obtain confirmation of email or fax delivery.

Alternatively, the Utilization Plan may be sent by certified mail or delivery service within the five calendar day period. If a question arises concerning the mailing date of a Utilization Plan, the mailing date will be established by the U.S. Postal Service postmark on the certified mail receipt from the U.S. Postal Service or the receipt issued by a delivery service when the Utilization Plan is received by the Department. It is the responsibility of the bidder to ensure the postmark or receipt date is affixed within the five days if the bidder intends to rely upon mailing or delivery to satisfy the submission day requirement. The Utilization Plan is to be submitted to:

Illinois Department of Transportation
Bureau of Small Business Enterprises
Contract Compliance Section
2300 South Dirksen Parkway, Room 319
Springfield, Illinois 62764

The Department will not accept a Utilization Plan if it does not meet the five day submittal requirement and the bid will be declared not responsive. In the event the bid is declared not responsive due to a failure to submit a Utilization Plan or failure to comply with the bidding procedures set forth herein, the Department may elect to cause the forfeiture of the penal sum of the bidder's proposal guaranty, and may deny authorization to bid the project if re-advertised for bids. The Department reserves the right to invite any other bidder to submit a Utilization Plan at any time for award consideration.

- (b) The Utilization Plan shall indicate that the bidder either has obtained sufficient DBE participation commitments to meet the contract goal or has not obtained enough DBE participation commitments in spite of a good faith effort to meet the goal. The Utilization Plan shall further provide the name, telephone number, and telefax number of a responsible official of the bidder designated for purposes of notification of Utilization Plan approval or disapproval under the procedures of this Special Provision.

- (c) The Utilization Plan shall include a DBE Participation Commitment Statement, Department form SBE 2025, for each DBE proposed for the performance of work to achieve the contract goal. For bidding purposes, submission of the completed SBE 2025 forms, signed by the DBEs and scanned or faxed to the bidder will be acceptable as long as the original is available and provided upon request. All elements of information indicated on the said form shall be provided, including but not limited to the following:
- (1) The names and addresses of DBE firms that will participate in the contract;
 - (2) A description, including pay item numbers, of the work each DBE will perform;
 - (3) The dollar amount of the participation of each DBE firm participating. The dollar amount of participation for identified work shall specifically state the quantity, unit price, and total subcontract price for the work to be completed by the DBE. If partial pay items are to be performed by the DBE, indicate the portion of each item, a unit price where appropriate and the subcontract price amount;
 - (4) DBE Participation Commitment Statements, form SBE 2025, signed by the bidder and each participating DBE firm documenting the commitment to use the DBE subcontractors whose participation is submitted to meet the contract goal;
 - (5) If the bidder is a joint venture comprised of DBE companies and non-DBE companies, the Utilization Plan must also include a clear identification of the portion of the work to be performed by the DBE partner(s); and,
 - (6) If the contract goal is not met, evidence of good faith efforts; the documentation of good faith efforts must include copies of each DBE and non-DBE subcontractor quote submitted to the bidder when a non-DBE subcontractor is selected over a DBE for work on the contract.

GOOD FAITH EFFORT PROCEDURES. The contract will not be awarded until the Utilization Plan submitted by the apparent successful bidder is approved. All information submitted by the bidder must be complete, accurate and adequately document that enough DBE participation has been obtained or document that good faith efforts of the bidder, in the event enough DBE participation has not been obtained, before the Department will commit to the performance of the contract by the bidder. The Utilization Plan will be approved by the Department if the Utilization Plan documents sufficient commercially useful DBE work to meet the contract goal or the bidder submits sufficient documentation of a good faith effort to meet the contract goal pursuant to 49 CFR Part 26, Appendix A. The Utilization Plan will not be approved by the Department if the Utilization Plan does not document sufficient DBE participation to meet the contract goal unless the apparent successful bidder documented in the Utilization Plan that it made a good faith effort to meet the goal. This means that the bidder must show that all necessary and reasonable steps were taken to achieve the contract goal. Necessary and reasonable steps are those which, by their scope, intensity and appropriateness to the objective, could reasonably be expected to obtain sufficient DBE participation, even if they were not successful. The Department will consider the quality, quantity, and intensity of the kinds of efforts that the bidder has made. Mere *pro forma* efforts, in other words, efforts done as a matter of form, are not good faith efforts; rather, the bidder is expected to have taken genuine efforts that would be reasonably expected of a bidder actively and aggressively trying to obtain DBE participation sufficient to meet the contract goal.

- (a) The following is a list of types of action that the Department will consider as part of the evaluation of the bidder's good faith efforts to obtain participation. These listed factors are not intended to be a mandatory checklist and are not intended to be exhaustive. Other factors or efforts brought to the attention of the Department may be relevant in appropriate cases, and will be considered by the Department.
 - (1) Soliciting through all reasonable and available means (e.g. attendance at pre-bid meetings, advertising and/or written notices) the interest of all certified DBE companies that have the capability to perform the work of the contract. The bidder must solicit this interest within sufficient time to allow the DBE companies to respond to the solicitation. The bidder must determine with certainty if the DBE companies are interested by taking appropriate steps to follow up initial solicitations.
 - (2) Selecting portions of the work to be performed by DBE companies in order to increase the likelihood that the DBE goals will be achieved. This includes, where appropriate, breaking out contract work items into economically feasible units to facilitate DBE participation, even when the prime Contractor might otherwise prefer to perform these work items with its own forces.
 - (3) Providing interested DBE companies with adequate information about the plans, specifications, and requirements of the contract in a timely manner to assist them in responding to a solicitation.

- (4) a. Negotiating in good faith with interested DBE companies. It is the bidder's responsibility to make a portion of the work available to DBE subcontractors and suppliers and to select those portions of the work or material needs consistent with the available DBE subcontractors and suppliers, so as to facilitate DBE participation. Evidence of such negotiation includes the names, addresses, and telephone numbers of DBE companies that were considered; a description of the information provided regarding the plans and specifications for the work selected for subcontracting; and evidence as to why additional agreements could not be reached for DBE companies to perform the work.
 - b. A bidder using good business judgment would consider a number of factors in negotiating with subcontractors, including DBE subcontractors, and would take a firm's price and capabilities as well as contract goals into consideration. However, the fact that there may be some additional costs involved in finding and using DBE companies is not in itself sufficient reason for a bidder's failure to meet the contract DBE goal, as long as such costs are reasonable. Also the ability or desire of a bidder to perform the work of a contract with its own organization does not relieve the bidder of the responsibility to make good faith efforts. Bidders are not, however, required to accept higher quotes from DBE companies if the price difference is excessive or unreasonable. In accordance with subsection (c)(6) of the above Bidding Procedures, the documentation of good faith efforts must include copies of each DBE and non-DBE subcontractor quote submitted to the bidder when a non-DBE subcontractor was selected over a DBE for work on the contract.
- (5) Not rejecting DBE companies as being unqualified without sound reasons based on a thorough investigation of their capabilities. The bidder's standing within its industry, membership in specific groups, organizations, or associations and political or social affiliations (for example union vs. non-union employee status) are not legitimate causes for the rejection or non-solicitation of bids in the bidder's efforts to meet the project goal.
- (6) Making efforts to assist interested DBE companies in obtaining bonding, lines of credit, or insurance as required by the recipient or Contractor.
- (7) Making efforts to assist interested DBE companies in obtaining necessary equipment, supplies, materials, or related assistance or services.
- (8) Effectively using the services of available minority/women community organizations; minority/women contractors' groups; local, state, and federal minority/women business assistance offices; and other organizations as allowed on a case-by-case basis to provide assistance in the recruitment and placement of DBE companies.

- (b) If the Department determines that the apparent successful bidder has made a good faith effort to secure the work commitment of DBE companies to meet the contract goal, the Department will award the contract provided that it is otherwise eligible for award. If the Department determines that the bidder has failed to meet the requirements of this Special Provision or that a good faith effort has not been made, the Department will notify the responsible company official designated in the Utilization Plan that the bid is not responsive. The notification shall include a statement of reasons for the determination. If the Utilization Plan is not approved because it is deficient as a technical matter, unless waived by the Department, the bidder will be notified and will be allowed no more than a five calendar day period in order to cure the deficiency.
- (c) The bidder may request administrative reconsideration of a determination adverse to the bidder within the five working days after the receipt of the notification date of the determination by delivering the request to the Department of Transportation, Bureau of Small Business Enterprises, Contract Compliance Section, 2300 South Dirksen Parkway, Room 319, Springfield, Illinois 62764 (Telefax: (217) 785-1524). Deposit of the request in the United States mail on or before the fifth business day shall not be deemed delivery. The determination shall become final if a request is not made and delivered. A request may provide additional written documentation or argument concerning the issues raised in the determination statement of reasons, provided the documentation and arguments address efforts made prior to submitting the bid. The request will be forwarded to the Department's Reconsideration Officer. The Reconsideration Officer will extend an opportunity to the bidder to meet in person in order to consider all issues of documentation and whether the bidder made a good faith effort to meet the goal. After the review by the Reconsideration Officer, the bidder will be sent a written decision within ten working days after receipt of the request for reconsideration, explaining the basis for finding that the bidder did or did not meet the goal or make adequate good faith efforts to do so. A final decision by the Reconsideration Officer that a good faith effort was made shall approve the Utilization Plan submitted by the bidder and shall clear the contract for award. A final decision that a good faith effort was not made shall render the bid not responsive.

CALCULATING DBE PARTICIPATION. The Utilization Plan values represent work anticipated to be performed and paid for upon satisfactory completion. The Department is only able to count toward the achievement of the overall goal and the contract goal the value of payments made for the work actually performed by DBE companies. In addition, a DBE must perform a commercially useful function on the contract to be counted. A commercially useful function is generally performed when the DBE is responsible for the work and is carrying out its responsibilities by actually performing, managing, and supervising the work involved. The Department and Contractor are governed by the provisions of 49 CFR Part 26.55(c) on questions of commercially useful functions as it affects the work. Specific counting guidelines are provided in 49 CFR Part 26.55, the provisions of which govern over the summary contained herein.

- (a) DBE as the Contractor: 100 percent goal credit for that portion of the work performed by the DBE's own forces, including the cost of materials and supplies. Work that a DBE subcontracts to a non-DBE does not count toward the DBE goals.

- (b) DBE as a joint venture Contractor: 100 percent goal credit for that portion of the total dollar value of the contract equal to the distinct, clearly defined portion of the work performed by the DBE's own forces.
- (c) DBE as a subcontractor: 100 percent goal credit for the work of the subcontract performed by the DBE's own forces, including the cost of materials and supplies, excluding the purchase of materials and supplies or the lease of equipment by the DBE subcontractor from the prime Contractor or its affiliates. Work that a DBE subcontractor in turn subcontracts to a non-DBE does not count toward the DBE goal.
- (d) DBE as a trucker: 100 percent goal credit for trucking participation provided the DBE is responsible for the management and supervision of the entire trucking operation for which it is responsible. At least one truck owned, operated, licensed, and insured by the DBE must be used on the contract. Credit will be given for the following:
 - (1) The DBE may lease trucks from another DBE firm, including an owner-operator who is certified as a DBE. The DBE who leases trucks from another DBE receives credit for the total value of the transportation services the lessee DBE provides on the contract.
 - (2) The DBE may also lease trucks from a non-DBE firm, including from an owner-operator. The DBE who leases trucks from a non-DBE is entitled to credit only for the fee or commission is receives as a result of the lease arrangement.
- (e) DBE as a material supplier:
 - (1) 60 percent goal credit for the cost of the materials or supplies purchased from a DBE regular dealer.
 - (2) 100 percent goal credit for the cost of materials of supplies obtained from a DBE manufacturer.
 - (3) 100 percent credit for the value of reasonable fees and commissions for the procurement of materials and supplies if not a DBE regular dealer or DBE manufacturer.

CONTRACT COMPLIANCE. Compliance with this Special Provision is an essential part of the contract. The Department is prohibited by federal regulations from crediting the participation of a DBE included in the Utilization Plan toward either the contract goal or the Department's overall goal until the amount to be applied toward the goals has been paid to the DBE. The following administrative procedures and remedies govern the compliance by the Contractor with the contractual obligations established by the Utilization Plan. After approval of the Utilization Plan and award of the contract, the Utilization Plan and individual DBE Participation Statements become part of the contract. If the Contractor did not succeed in obtaining enough DBE participation to achieve the advertised contract goal, and the Utilization Plan was approved and contract awarded based upon a determination of good faith, the total dollar value of DBE work calculated in the approved Utilization Plan as a percentage of the awarded contract value shall become the amended contract goal. All work indicated for performance by an approved DBE shall be performed, managed, and supervised by the DBE executing the DBE Participation Commitment Statement.

- (a) NO AMENDMENT. No amendment to the Utilization Plan may be made without prior written approval from the Department's Bureau of Small Business Enterprises. All requests for amendment to the Utilization Plan shall be submitted to the Department of Transportation, Bureau of Small Business Enterprises, Contract Compliance Section, 2300 South Dirksen Parkway, Room 319, Springfield, Illinois 62764. Telephone number (217) 785-4611. Telefax number (217) 785-1524.
- (b) CHANGES TO WORK. Any deviation from the DBE condition-of-award or contract plans, specifications, or special provisions must be approved, in writing, by the Department as provided elsewhere in the Contract. The Contractor shall notify affected DBEs in writing of any changes in the scope of work which result in a reduction in the dollar amount condition-of-award to the contract. Where the revision includes work committed to a new DBE subcontractor, not previously involved in the project, then a Request for Approval of Subcontractor, Department form BC 260A or AER 260A, must be signed and submitted. If the commitment of work is in the form of additional tasks assigned to an existing subcontract, than a new Request for Approval of Subcontractor shall not be required. However, the Contractor must document efforts to assure that the existing DBE subcontractor is capable of performing the additional work and has agreed in writing to the change.
- (c) SUBCONTRACT. The Contractor must provide DBE subcontracts to IDOT upon request. Subcontractors shall ensure that all lower tier subcontracts or agreements with DBEs to supply labor or materials be performed in accordance with this Special Provision.

- (d) ALTERNATIVE WORK METHODS. In addition to the above requirements for reductions in the condition of award, additional requirements apply to the two cases of Contractor-initiated work substitution proposals. Where the contract allows alternate work methods which serve to delete or create underruns in condition of award DBE work, and the Contractor selects that alternate method or, where the Contractor proposes a substitute work method or material that serves to diminish or delete work committed to a DBE and replace it with other work, then the Contractor must demonstrate one of the following:
- (1) That the replacement work will be performed by the same DBE (as long as the DBE is certified in the respective item of work) in a modification of the condition of award; or
 - (2) That the DBE is aware that its work will be deleted or will experience underruns and has agreed in writing to the change. If this occurs, the Contractor shall substitute other work of equivalent value to a certified DBE or provide documentation of good faith efforts to do so; or
 - (3) That the DBE is not capable of performing the replacement work or has declined to perform the work at a reasonable competitive price. If this occurs, the Contractor shall substitute other work of equivalent value to a certified DBE or provide documentation of good faith efforts to do so.
- (e) TERMINATION AND REPLACEMENT PROCEDURES. The Contractor shall not terminate or replace a DBE listed on the approved Utilization Plan, or perform with other forces work designated for a listed DBE except as provided in this Special Provision. The Contractor shall utilize the specific DBEs listed to perform the work and supply the materials for which each is listed unless the Contractor obtains the Department's written consent as provided in subsection (a) of this part. Unless Department consent is provided for termination of a DBE subcontractor, the Contractor shall not be entitled to any payment for work or material unless it is performed or supplied by the DBE in the Utilization Plan.

As stated above, the Contractor shall not terminate or replace a DBE subcontractor listed in the approved Utilization Plan without prior written consent. This includes, but is not limited to, instances in which the Contractor seeks to perform work originally designated for a DBE subcontractor with its own forces or those of an affiliate, a non-DBE firm, or with another DBE firm. Written consent will be granted only if the Bureau of Small Business Enterprises agrees, for reasons stated in its concurrence document, that the Contractor has good cause to terminate or replace the DBE firm. Before transmitting to the Bureau of Small Business Enterprises any request to terminate and/or substitute a DBE subcontractor, the Contractor shall give notice in writing to the DBE subcontractor, with a copy to the Bureau, of its intent to request to terminate and/or substitute, and the reason for the request. The Contractor shall give the DBE five days to respond to the Contractor's notice. The DBE so notified shall advise the Bureau and the Contractor of the reasons, if any, why it objects to the proposed termination of its subcontract and why the Bureau should not approve the Contractor's action. If required in a particular case as a matter of public necessity, the Bureau may provide a response period shorter than five days.

For purposes of this paragraph, good cause includes the following circumstances:

- (1) The listed DBE subcontractor fails or refuses to execute a written contract;
- (2) The listed DBE subcontractor fails or refuses to perform the work of its subcontract in a way consistent with normal industry standards. Provided, however, that good cause does not exist if the failure or refusal of the DBE subcontractor to perform its work on the subcontract results from the bad faith or discriminatory action of the prime contractor;
- (3) The listed DBE subcontractor fails or refuses to meet the prime Contractor's reasonable, nondiscriminatory bond requirements;
- (4) The listed DBE subcontractor becomes bankrupt, insolvent, or exhibits credit unworthiness;
- (5) The listed DBE subcontractor is ineligible to work on public works projects because of suspension and debarment proceedings pursuant 2 CFR Parts 180, 215 and 1200 or applicable state law.
- (6) You have determined that the listed DBE subcontractor is not a responsible contractor;
- (7) The listed DBE subcontractor voluntarily withdraws from the projects and provides to you written notice of its withdrawal;
- (8) The listed DBE is ineligible to receive DBE credit for the type of work required;
- (9) A DBE owner dies or becomes disabled with the result that the listed DBE subcontractor is unable to complete its work on the contract;
- (10) Other documented good cause that compels the termination of the DBE subcontractor. Provided, that good cause does not exist if the prime Contractor seeks to terminate a DBE it relied upon to obtain the contract so that the prime Contractor can self-perform the work for which the DBE contractor was engaged or so that the prime Contractor can substitute another DBE or non-DBE contractor after contract award.

When a DBE is terminated, or fails to complete its work on the Contract for any reason the Contractor shall make a good faith effort to find another DBE to substitute for the original DBE to perform at least the same amount of work under the contract as the terminated DBE to the extent needed to meet the established Contract goal. The good faith efforts shall be documented by the Contractor. If the Department requests documentation under this provision, the Contractor shall submit the documentation within seven days, which may be extended for an additional seven days if necessary at the request of the Contractor. The Department shall provide a written determination to the Contractor stating whether or not good faith efforts have been demonstrated.

- (f) **FINAL PAYMENT.** After the performance of the final item of work or delivery of material by a DBE and final payment therefore to the DBE by the Contractor, but not later than thirty calendar days after payment has been made by the Department to the Contractor for such work or material, the Contractor shall submit a DBE Payment Agreement on Department form SBE 2115 to the Resident Engineer. If full and final payment has not been made to the DBE, the DBE Payment Agreement shall indicate whether a disagreement as to the payment required exists between the Contractor and the DBE or if the Contractor believes that the work has not been satisfactorily completed. If the Contractor does not have the full amount of work indicated in the Utilization Plan performed by the DBE companies indicated in the Utilization Plan and after good faith efforts are reviewed, the Department may deduct from contract payments to the Contractor the amount of the goal not achieved as liquidated and ascertained damages. The Contractor may request an administrative reconsideration of any amount deducted as damages pursuant to subsection (h) of this part.
- (g) **ENFORCEMENT.** The Department reserves the right to withhold payment to the Contractor to enforce the provisions of this Special Provision. Final payment shall not be made on the contract until such time as the Contractor submits sufficient documentation demonstrating achievement of the goal in accordance with this Special Provision or after liquidated damages have been determined and collected.
- (h) **RECONSIDERATION.** Notwithstanding any other provision of the contract, including but not limited to Article 109.09 of the Standard Specifications, the Contractor may request administrative reconsideration of a decision to deduct the amount of the goal not achieved as liquidated damages. A request to reconsider shall be delivered to the Contract Compliance Section and shall be handled and considered in the same manner as set forth in paragraph (c) of "Good Faith Effort Procedures" of this Special Provision, except a final decision that a good faith effort was not made during contract performance to achieve the goal agreed to in the Utilization Plan shall be the final administrative decision of the Department. The result of the reconsideration process is not administratively appealable to the U.S. Department of Transportation.

EQUIPMENT PARKING AND STORAGE (BDE)

Effective: November 1, 2017

Replace the first paragraph of Article 701.11 of the Standard Specifications with the following.

"701.11 Equipment Parking and Storage. During working hours, all vehicles and/or nonoperating equipment which are parked, two hours or less, shall be parked at least 8 ft (2.5 m) from the open traffic lane. For other periods of time during working and for all nonworking hours, all vehicles, materials, and equipment shall be parked or stored as follows.

- (a) When the project has adequate right-of-way, vehicles, materials, and equipment shall be located a minimum of 30 ft (9 m) from the pavement.
- (b) When adequate right-of-way does not exist, vehicles, materials, and equipment shall be located a minimum of 15 ft (4.5 m) from the edge of any pavement open to traffic.

- (c) Behind temporary concrete barrier, vehicles, materials, and equipment shall be located a minimum of 24 in. (600 mm) behind free standing barrier or a minimum of 6 in. (150 mm) behind barrier that is either pinned or restrained according to Article 704.04. The 24 in. or 6 in. measurement shall be from the base of the non-traffic side of the barrier.
- (d) Behind other man-made or natural barriers meeting the approval of the Engineer.”

HOT MIX ASPHALT – QUALITY CONTROL FOR PERFORMANCE (BDE)

Effective: April 1, 2017

Revised: November 1, 2017

Description. This special provision describes the procedures for production, placement and payment of hot-mix asphalt (HMA) under the quality control for performance (QCP) program; as well as the requirements for intelligent compaction. This special provision shall apply to the HMA mixtures specified in the plans. This work shall be according to the Standard Specifications except as modified herein.

Delete Articles:	406.06(b)(1), 2 nd Paragraph	(Temperature Requirements)
	406.06(b)(2)d.	(Temperature Requirements)
	406.06(b)(3)b.	(Temperature Requirements)
	406.06(e), 3 rd Paragraph	(Paver Speed Requirements)
	406.07(b)	(Rolling)
	406.07(c)	(Density)
	1030.05(a)(4, 5, 9,)	(QC/QA Documents)
	1030.05(d)(2)a.	(Plant Tests)
	1030.05(d)(2)b.	(Dust-to-Asphalt and Moisture Content)
	1030.05(d)(2)d.	(Small Tonnage)
	1030.05(d)(2)f.	(HMA Sampling)
	1030.05(d)(3)	(Required Field Tests)
	1030.05(d)(4)	(Control Limits)
	1030.05(d)(5)	(Control Charts)
	1030.05(d)(7)	(Corrective Action for Field Tests (Density))
	1030.05(e)	(Quality Assurance by the Engineer)
	1030.05(f)	(Acceptance by the Engineer)
	1030.06(a), 2 nd paragraph	(Before start-up...)

Definitions.

- (a) Quality Control (QC). All production and construction activities by the Contractor required to achieve the required level of quality.
- (b) Quality Assurance (QA). All monitoring and testing activities by the Engineer required to assess product quality, level of payment, and acceptability of the product.
- (c) Pay Parameters. Pay parameters shall be field voids in the mineral aggregate (Field VMA), voids, and density. Field VMA will be calculated using the combined aggregates bulk specific gravity (G_{sb}) from the mix design.

- (d) Mixture Lot. A mixture lot shall begin once an acceptable test strip has been completed and the adjusted job mix formula has been determined. If the test strip is waived, a mixture lot shall begin with the start of production. A mixture lot shall consist of four sublots unless it is the last or only lot, in which case it may consist of as few as one subplot.
- (e) Mixture Sublot. A mixture subplot for Field VMA, voids, and dust/AC shall be a maximum of 1000 tons (910 metric tons).
- (1) If the remaining quantity is greater than 200 tons (180 metric tons) but less than 1000 tons (910 metric tons), the last mixture subplot will be that quantity.
- (2) If the remaining quantity is 200 tons (180 metric tons) or less, the quantity shall be combined with the previous mixture subplot.
- (f) Density Interval. Density intervals shall be every 0.2 miles (320 m) for lift thicknesses of 3 in. (75 mm) or less and 0.1 miles (160 m) for lift thicknesses greater than 3 in. (75 mm). If a density interval is less than 200 ft (60 m), it will be combined with the previous density interval.
- (g) Density Sublot. A density subplot shall be the average of five consecutive density intervals.
- (1) If less than three density intervals remain outside a density subplot, they shall be included in the previous density subplot.
- (2) If three or more density intervals remain, they shall be considered a density subplot.
- (h) Density Test. A density test shall consist of a core taken at a random location within each density interval.

When establishing the target density, the HMA maximum theoretical gravity (G_{mm}) shall be based on the running average of four Department test results. Initial G_{mm} shall be based on the average of the first four test results. If less than four G_{mm} results are available, an average of all available Department G_{mm} test results shall be used.

Pre-Production Meeting. The Engineer will schedule a pre-production meeting prior to the start of production. The HMA QC Plan, test frequencies, and responsibilities of all parties involved in testing will be addressed. The Engineer will provide the random locations, tonnages, and subplot selected from each lot in a sealed envelope for the Contractor to sign at the pre-production meeting or prior to paving. The locations, tonnages, and subplot selected from each lot may be adjusted due to field conditions according to the Department's Manual of Test Procedures for Materials "PFP and QCP Hot-Mix Asphalt Random Jobsite Sampling" and "PFP and QCP Random Density Procedure". The signed sealed envelope will be given to the Contractor after paving is complete, along with documentation of any adjustments. Personnel attending the meetings may include the following:

- (a) Resident Engineer
- (b) District Mixture Control Representative

- (c) QC Manager
- (d) Contractor Paving Superintendent
- (e) Any consultant involved in any part of the HMA sampling or testing on this project

Quality Control (QC) by the Contractor. The Contractor’s QC plan shall include the schedule of testing for both pay parameters and non-pay parameters required to control the product such as asphalt binder content and mixture gradation. The minimum test frequency shall be according to Table 1.

Table 1

Minimum Quality Control Sampling and Testing Requirements	
Quality Characteristic	Minimum Test Frequency
Mixture Gradation	1 per subplot
Asphalt Binder Content	
Dust/AC Ratio	
Field VMA	
Voids	
G_{mb}	
	G_{mm}

The Contractor’s splits in conjunction with other quality control tests shall be used to control production.

The Contractor shall submit split jobsite mix sample test results to the Engineer within 48 hours of the time of sampling. All QC testing shall be performed in a qualified laboratory by personnel who have successfully completed the Department’s HMA Level I training.

Intelligent Compaction. When a “Number of Roller Passes” is specified in the HMA Mixture Requirements table on the plans, the Contractor may opt to use intelligent compaction (IC) in lieu of density testing. Coring according to the Department’s Manual of Test Procedures for Materials “PFP and QCP Random Density Procedure” is required and will be used for pay adjustments for density sublots that are not in compliance with the contract specifications.

The IC equipment shall be mounted on the breakdown roller(s) and shall record GPS location data, roller pass counts, roller speeds, and HMA mat temperatures. Each day, the accuracy of the GPS and temperature data shall be verified and documented. If the verification fails or is not performed, the IC data will not be used for the affected density sublots.

The IC data for each density subplot shall be analyzed using Veta software to determine the average roller speed, percent roller coverage, and average mat surface temperature for the final roller pass. The Contractor shall submit these summary results, and if requested the raw data from the IC equipment and the data analysis software, to the Engineer within 24 hours of each day of paving using IC.

The required number of roller passes shall be as specified on the plans. The roller speeds shall be according to Article 406.07. The minimum roller coverage shall be 90 percent. The average HMA mat temperature for the initial break down roller pass shall be according to Table 2.

Table 2

Asphalt Mixture Type	Temperature Range (°F (°C))
Warm Mix Asphalt	215-275 °F (102-135 °C)
IL-4.75	300-350 °F (155-175 °C)
HMA using SBS PG76-22	300-350 °F (155-175 °C)
HMA using SBS PG76-28	300-350 °F (155-175 °C)
HMA using SBS PG70-22	300-350 °F (155-175 °C)
HMA using SBS PG70-28	300-350 °F (155-175 °C)
Other HMA not listed above	260-325 °F (125-165 °C)

Quality Assurance (QA) by the Engineer. Quality Assurance by the Engineer will be as follows.

- (a) Voids, Field VMA, and Dust/AC Ratio. The Engineer will determine the random tonnage and the Contractor shall be responsible for obtaining the sample according to the Department's Manual of Test Procedures for Materials "PFP Hot-Mix Asphalt Random Jobsite Sampling Procedure".
- (b) Density: After final rolling, the Engineer will identify the random core locations within each density testing interval according to the Department's Manual of Test Procedures for Materials "PFP and QCP Random Density Procedure".

The Contractor shall cut the 4 in. (100 mm) cores within the same day and prior to opening to traffic unless otherwise approved by the Engineer. All core holes shall be filled immediately upon completion of coring. All water shall be removed from the core holes prior to filling. All core holes shall be filled with a rapid hardening mortar or concrete which shall be mixed in a separate container prior to placement in the hole. Any depressions in the surface of the filled core holes greater than 1/4 in. (6 mm) at the time of final inspection will require removal of the fill material to the depth of the lift thickness and replacement.

The Engineer will witness and secure all mixture and density samples. The Contractor shall transport the secured sample to a location designated by the Engineer.

The Engineer will select at random one split sample from each lot for testing of voids, Field VMA and dust/AC ratio. The Engineer will test a minimum of one sample per project. The Engineer will test all of the pavement cores for density unless intelligent compaction is used. All QA testing will be performed in a qualified laboratory by personnel who have successfully completed the Department's HMA Level I training. QA test results will be available to the Contractor within ten working days from receipt of secured cores and split mixture samples and after the last subplot from each lot.

The Engineer will maintain a complete record of all Department test results and copies will be provided to the Contractor with each set of subplot results. The records will contain, at a minimum, the originals of all Department test results and raw data, random numbers used and resulting calculations for sampling locations, and quality level analysis calculations.

If QA results do not meet the precision limits listed in Table 3, the Department will verify the results by retesting the retained split sample. The retest will replace the original results.

If the QA results do not meet the 100 percent subplot pay factor limits or still do not compare to QC results within the precision limits in Table 3, after retesting the Engineer will test all split mix samples for the lot.

Table 3

Test Parameter	Limits of Precision
G _{mb}	0.030
G _{mm}	0.026
Field VMA	1.0 %

Acceptance by the Engineer. All of the Department’s tests shall be within the acceptable limits listed in Table 4.

Table 4

Parameter		Acceptable Limits
Field VMA		-1.0 – +3.0% ^{1/}
Voids		2.0 – 6.0%
Density	IL-9.5, IL-19.0, IL-4.75, IL-9.5FG ^{3/}	90.0 – 98.0%
	SMA	92.0 – 98.0%
Dust / AC Ratio		0.4 – 1.6 ^{2/}

1/ Based on minimum required VMA from mix design

2/ Does not apply to SMA.

3/ Acceptable density limits for IL-9.5FG placed less than 1 1/4 in. (32 mm) shall be 89.0% - 98.0%

In addition, no visible pavement distresses shall be present such as, but not limited to, segregation, excessive coarse aggregate fracturing or flushing.

Basis of Payment. Payment will be based on the calculation of the composite pay factor using QA test results for each mixture according to the Department’s Manual of Test Procedures for Materials “QCP Pay Calculation” document.

If intelligent compaction is successfully implemented, the Contractor will receive 100 percent for the density pay factor in Equation 1 of the “QCP Pay Calculation” document for each applicable HMA mixture; otherwise, the density tests and pay adjustments will apply. The pay factor for each density subplot will be based upon either intelligent compaction or density tests and the two will not be mixed.

Dust/AC Ratio. A monetary deduction will be made using the pay adjustment table below for dust/AC ratios that deviate from the 0.6 to 1.2 range. If the tested mixture subplot is outside of this range, the Department will test the remaining sublots for dust/AC pay adjustment.

Table 5

Dust/AC Pay Adjustment Table ^{1/}	
Range	Deduct / subplot
$0.6 \leq X \leq 1.2$	\$0
$0.5 \leq X < 0.6$ or $1.2 < X \leq 1.4$	\$1000
$0.4 \leq X < 0.5$ or $1.4 < X \leq 1.6$	\$3000
$X < 0.4$ or $X > 1.6$	Shall be removed and replaced

1/ Does not apply to SMA.

HOT-MIX ASPHALT – TACK COAT (BDE)

Effective: November 1, 2016

Revise Article 1032.06(a) of the Standard Specifications to read:

“(a) Anionic Emulsified Asphalt. Anionic emulsified asphalts shall be according to AASHTO M 140. SS-1h emulsions used as a tack coat shall have the cement mixing test waived.”

LIGHTS ON BARRICADES (BDE)

Effective: January 1, 2018

Revise Article 701.16 of the Standard Specifications to read:

“701.16 Lights. Lights shall be used on devices as required in the plans, the traffic control plan, and the following table.

Circumstance	Lights Required
Daylight operations	None
First two warning signs on each approach to the work involving a nighttime lane closure and “ROUGH GROOVED SURFACE” (W8-I107) signs	Flashing mono-directional lights
Devices delineating isolated obstacles, excavations, or hazards at night (Does not apply to patching)	Flashing bi-directional lights
Devices delineating obstacles, excavations, or hazards exceeding 100 ft (30 m) in length at night (Does not apply to widening)	Steady burn bi-directional lights
Channelizing devices for nighttime lane closures on two-lane roads	None
Channelizing devices for nighttime lane closures on multi-lane roads	None
Channelizing devices for nighttime lane closures on multi-lane roads separating opposing directions of traffic	None
Channelizing devices for nighttime along lane shifts on multilane roads	Steady burn mono-directional lights
Channelizing devices for night time along lane shifts on two lane roads	Steady burn bi-directional lights
Devices in nighttime lane closure tapers on Standards 701316 and 701321	Steady burn bi-directional lights
Devices in nighttime lane closure tapers	Steady burn mono-directional lights
Devices delineating a widening trench	None
Devices delineating patches at night on roadways with an ADT less than 25,000	None
Devices delineating patches at night on roadways with an ADT of 25,000 or more	None

Batteries for the lights shall be replaced on a group basis at such times as may be specified by the Engineer.”

Delete the fourth sentence of the first paragraph of Article 701.17(c)(2) of the Standard Specifications.

Revise the first paragraph of Article 603.07 of the Standard Specifications to read:

“603.07 Protection Under Traffic. After the casting has been adjusted and Class SI concrete has been placed, the work shall be protected by a barricade for at least 72 hours.”

MATERIAL TRANSFER DEVICE (BDE)

Effective: June 15, 1999

Revised: August 1, 2014

Description. This work shall consist of placing POLYMERIZED HMA ASPHALT SURFACE COURSE, HMA FULL DEPTH PAVEMENT 12 1/4", HMA SHOULDERS 12 1/4", except that these materials shall be placed using a material transfer device (MTD).

Materials and Equipment. The MTD shall have a minimum surge capacity of 15 tons (13.5 metric tons), shall be self-propelled and capable of moving independent of the paver, and shall be equipped with the following:

- (a) Front-Dump Hopper and Conveyor. The conveyor shall provide a positive restraint along the sides of the conveyor to prevent material spillage. MTDs having paver style hoppers shall have a horizontal bar restraint placed across the foldable wings which prevents the wings from being folded.
- (b) Paver Hopper Insert. The paver hopper insert shall have a minimum capacity of 14 tons (12.7 metric tons).
- (c) Mixer/Agitator Mechanism. This re-mixing mechanism shall consist of a segmented, anti-segregation, re-mixing auger or two full-length longitudinal paddle mixers designed for the purpose of re-mixing the hot-mix asphalt (HMA). The longitudinal paddle mixers shall be located in the paver hopper insert.

CONSTRUCTION REQUIREMENTS

General. The MTD shall be used for the placement of POLYMERIZED HMA ASPHALT SURFACE COURSE, HMA FULL DEPTH PAVEMENT 12 1/4", HMA SHOULDERS 12 1/4". The MTD speed shall be adjusted to the speed of the paver to maintain a continuous, non-stop paving operation.

Use of a MTD with a roadway contact pressure exceeding 25 psi (172 kPa) will be limited to partially completed segments of full-depth HMA pavement where the thickness of binder in place is 10 in. (250 mm) or greater.

Structures. The MTD may be allowed to travel over structures under the following conditions:

- (a) Approval will be given by the Engineer.
- (b) The vehicle shall be emptied of HMA material prior to crossing the structure and shall travel at crawl speed across the structure.
- (c) The tires of the vehicle shall travel on or in close proximity and parallel to the beam and/or girder lines of the structure.

Method of Measurement. This work will be measured for payment in tons (metric tons) for POLYMERIZED HMA ASPHALT SURFACE COURSE, HMA FULL DEPTH PAVEMENT 12 1/4", HMA SHOULDERS 12 1/4", materials placed with a material transfer device.

Basis of Payment. This work will be paid for at the contract unit price per ton (metric ton) for MATERIAL TRANSFER DEVICE.

The various HMA mixtures placed with the MTD will be paid for as specified in their respective specifications. The Contractor may choose to use the MTD for other applications on this project; however, no additional compensation will be allowed.

PAVEMENT MARKING REMOVAL (BDE)

Effective: July 1, 2016

Revise Article 783.02 of the Standard Specifications to read:

"783.02 Equipment. Equipment shall be according to the following.

Item	Article/Section
(a) Grinders (Note 1)	
(b) Water Blaster with Vacuum Recovery	1101.12

Note 1. Grinding equipment shall be approved by the Engineer."

Revise the first paragraph of Article 783.03 of the Standard Specifications to read:

"783.03 Removal of Conflicting Markings. Existing pavement markings that conflict with revised traffic patterns shall be removed. If darkness or inclement weather prohibits the removal operations, such operations shall be resumed the next morning or when weather permits. In the event of removal equipment failure, such equipment shall be repaired, replaced, or leased so removal operations can be resumed within 24 hours."

Revise the first and second sentences of the first paragraph of Article 783.03(a) of the Standard Specifications to read:

"The existing pavement markings shall be removed by the method specified and in a manner that does not materially damage the surface or texture of the pavement or surfacing. Small particles of tightly adhering existing markings may remain in place, if in the opinion of the Engineer, complete removal of the small particles will result in pavement surface damage."

Revise the first paragraph of Article 783.04 of the Standard Specifications to read:

"783.04 Cleaning. The roadway surface shall be cleaned of debris or any other deleterious material by the use of compressed air or water blast."

Revise the first paragraph of Article 783.06 of the Standard Specifications to read:

“783.06 Basis of Payment. This work will be paid for at the contract unit price per each for RAISED REFLECTIVE PAVEMENT MARKER REMOVAL, or at the contract unit price per square foot (square meter) for PAVEMENT MARKING REMOVAL – GRINDING and/or PAVEMENT MARKING REMOVAL – WATER BLASTING.”

Delete Article 1101.13 from the Standard Specifications.

PAYMENTS TO SUBCONTRACTORS (BDE)

Effective: November 2, 2017

Add the following to the end of the fourth paragraph of Article 109.11 of the Standard Specifications:

“If reasonable cause is asserted, written notice shall be provided to the applicable subcontractor and/or material supplier and the Engineer within five days of the Contractor receiving payment. The written notice shall identify the contract number, the subcontract or material purchase agreement, a detailed reason for refusal, the value of payment being withheld, and the specific remedial actions required of the subcontractor and/or material supplier so that payment can be made.”

PORTABLE CHANGEABLE MESSAGE SIGNS (BDE)

Effective: November 1, 2016

Revised: April 1, 2017

Revise the second paragraph of Article 701.20(h) of the Standard Specifications to read:

“For all other portable changeable message signs, this work will be paid for at the contract unit price per calendar day for each sign as CHANGEABLE MESSAGE SIGN.”

Revise this second sentence of the first paragraph of Article 1106.02(i) of the Standard Specifications to read:

“The message panel shall be a minimum of 7 ft (2.1 m) above the edge of pavement in urban areas and a minimum of 5 ft (1.5 m) above the edge of pavement in rural areas, present a level appearance, and be capable of displaying up to eight characters in each of three lines at a time.”

PORTLAND CEMENT CONCRETE (BDE)

Effective: November 1, 2017

Revise the Air Content % of Class PP Concrete in Table 1 Classes of Concrete and Mix Design Criteria in Article 1020.04 of the Standard Specifications to read:

"TABLE 1. CLASSES OF CONCRETE AND MIX DESIGN CRITERIA		
Class of Conc.	Use	Air Content %
PP	Pavement Patching Bridge Deck Patching (10)	4.0 - 8.0"
	PP-1	
	PP-2	
	PP-3	
	PP-4	
	PP-5	

Revise Note (4) at the end of Table 1 Classes of Concrete and Mix Design Criteria in Article 1020.04 of the Standard Specifications to read:

"(4) For all classes of concrete, the maximum slump may be increased to 7 in (175 mm) when a high range water-reducing admixture is used. For Class SC, the maximum slump may be increased to 8 in. (200 mm). For Class PS, the maximum slump may be increased to 8 1/2 in. (215 mm) if the high range water-reducing admixture is the polycarboxylate type."

PORTLAND CEMENT CONCRETE BRIDGE DECK CURING (BDE)

Effective: April 1, 2015

Revised: November 1, 2017

Revise the following two entries in the table in Article 1020.13 of the Standard Specifications to read:

"INDEX TABLE OF CURING AND PROTECTION OF CONCRETE CONSTRUCTION			
TYPE OF CONSTRUCTION	CURING METHODS	CURING PERIOD DAYS	LOW AIR TEMPERATURE PROTECTION METHODS
Superstructure (Approach Slab)	1020.13(a)(5)(6) ^{19/}	3	1020.13(d)(1)(2) ^{17/}
Deck	1020.13(a)(5)(6) ^{19/}	7	1020.13(d)(1)(2) ^{17/}

Add the following footnote to the end of the Index Table of Curing and Protection of Concrete Construction in Article 1020.13 of the Standard Specifications:

"19/ The cellulose polyethylene or synthetic fiber with polymer polyethylene blanket method shall not be used on latex modified concrete."

Revise Article 1020.13(a)(5) of the Standard Specifications to read:

“(5) Wetted Cotton Mat Method. After the surface of concrete has been textured or finished, it shall be covered immediately with dry or damp cotton mats. Cotton mats in poor condition will not be allowed. The cotton mats shall be placed in a manner which will not create indentations greater than 1/4 in. (6 mm) in the concrete surface. Minor marring of the surface is tolerable and is secondary to the importance of timely curing. The cotton mats shall then be wetted immediately and thoroughly soaked with a gentle spray of water. Thereafter, the cotton mats shall be covered with white polyethylene sheeting or burlap-polyethylene blankets. The cotton mats shall be kept saturated with water.

- a. Bridge Decks. For bridge decks, a foot bridge shall be used to place and wet the cotton mats. The cotton mats shall be maintained in a wetted condition until the concrete has hardened sufficiently to place soaker hoses without indentations to the concrete surface. The soaker hoses shall be placed on top of the cotton mats at a maximum 4 ft (1.2 m) spacing. The cotton mats shall be kept wet with a continuous supply of water for the remainder of the curing period. Other continuous wetting systems may be used if approved by the Engineer.

For areas inaccessible to the cotton mats, curing shall be according to Article 1020.13(a)(3).”

Add the following to Article 1020.13(a) of the Standard Specifications.

“(6) Cellulose Polyethylene Blanket Method and Synthetic Fiber with Polymer Polyethylene Blanket Method. After the surface of concrete has been textured or finished, it shall be covered immediately with a cellulose polyethylene or synthetic fiber with polymer polyethylene blanket. Damaged blankets will not be allowed. The blankets shall be installed with the white perforated polyethylene side facing up. Adjoining blankets shall overlap a minimum of 8 in. (200 mm). Any air bubbles trapped during placement shall be removed. The blankets fiber side shall be wetted immediately prior to placement or as the blanket is being placed, and the polyethylene side shall be thoroughly soaked with a gentle spray of water immediately after placement. Thereafter, the blankets shall be kept saturated with water. For bridge decks, the blankets shall be placed and kept wet according to Article 1020.13(a)(5)a.”

Revise the first paragraph of Article 1022.03 of the Standard Specifications to read:

“1022.03 Waterproof Paper Blankets, White Polyethylene Sheeting, Burlap-Polyethylene Blankets, Cellulose Polyethylene Blankets, and Synthetic Fiber with Polymer Polyethylene Blankets. These materials shall be white and according to ASTM C 171.

The cellulose polyethylene blanket shall consist of a perforated white polyethylene sheeting with cellulose fiber backing and shall be limited to single use only. The cellulose polyethylene blankets shall be delivered to the jobsite unused and in the manufacturer's unopened packaging until ready for installation. Each roll shall be clearly labeled with product name, manufacturer, and manufacturer's certification of compliance with ASTM C 171.

The synthetic fiber with polymer polyethylene blanket shall consist of a perforated white polyethylene sheeting with absorbent synthetic fibers and super absorbent polymer backing, and shall be limited to single use only. The synthetic fiber with polymer polyethylene blankets shall be delivered to the jobsite unused and in the manufacturer's unopened packaging until ready for installation. Each roll shall be clearly labeled on the product with product name, manufacturer, and manufacturer's certification of compliance with ASTM C 171."

PORTLAND CEMENT CONCRETE SIDEWALK (BDE)

Effective: August 1, 2017

Revise the first paragraph of Article 424.12 of the Standard Specifications to read:

"424.12 Method of Measurement. This work will be measured for payment in place and the area computed in square feet (square meters). Curb ramps, including side curbs and side flares, will be measured for payment as sidewalk. No deduction will be made for detectable warnings located within the ramp."

PROGRESS PAYMENTS (BDE)

Effective: November 2, 2013

Revise Article 109.07(a) of the Standard Specifications to read:

"(a) Progress Payments. At least once each month, the Engineer will make a written estimate of the quantity of work performed in accordance with the contract, and the value thereof at the contract unit prices. The amount of the estimate approved as due for payment will be vouchered by the Department and presented to the State Comptroller for payment. No amount less than \$1000.00 will be approved for payment other than the final payment.

Progress payments may be reduced by liens filed pursuant to Section 23(c) of the Mechanics' Lien Act, 770 ILCS 60/23(c).

If a Contractor or subcontractor has defaulted on a loan issued under the Department's Disadvantaged Business Revolving Loan Program (20 ILCS 2705/2705-610), progress payments may be reduced pursuant to the terms of that loan agreement. In such cases, the amount of the estimate related to the work performed by the Contractor or subcontractor, in default of the loan agreement, will be offset, in whole or in part, and vouchered by the Department to the Working Capital Revolving Fund or designated escrow account. Payment for the work shall be considered as issued and received by the Contractor or subcontractor on the date of the offset voucher. Further, the amount of the offset voucher shall be a credit against the Department's obligation to pay the Contractor, the Contractor's obligation to pay the subcontractor, and the Contractor's or subcontractor's total loan indebtedness to the Department. The offset shall continue until such time as the entire loan indebtedness is satisfied. The Department will notify the Contractor and Fund Control Agent in a timely manner of such offset. The Contractor or subcontractor shall not be entitled to additional payment in consideration of the offset.

The failure to perform any requirement, obligation, or term of the contract by the Contractor shall be reason for withholding any progress payments until the Department determines that compliance has been achieved.”

RECLAIMED ASPHALT PAVEMENT AND RECLAIMED ASPHALT SHINGLES (BDE)

Effective: November 1, 2012

Revise: January 1, 2018

Revise Section 1031 of the Standard Specifications to read:

“SECTION 1031. RECLAIMED ASPHALT PAVEMENT AND RECLAIMED ASPHALT SHINGLES

1031.01 Description. Reclaimed asphalt pavement and reclaimed asphalt shingles shall be according to the following.

- (a) Reclaimed Asphalt Pavement (RAP). RAP is the material produced by cold milling or crushing an existing hot-mix asphalt (HMA) pavement. The Contractor shall supply written documentation that the RAP originated from routes or airfields under federal, state, or local agency jurisdiction.
- (b) Reclaimed Asphalt Shingles (RAS). Reclaimed asphalt shingles (RAS). RAS is from the processing and grinding of preconsumer or post-consumer shingles. RAS shall be a clean and uniform material with a maximum of 0.5 percent unacceptable material, as defined in Central Bureau of Materials Policy Memorandum, “Reclaimed Asphalt Shingle (RAS) Sources”, by weight of RAS. All RAS used shall come from a Central Bureau of Materials approved processing facility where it shall be ground and processed to 100 percent passing the 3/8 in. (9.5 mm) sieve and 93 percent passing the #4 (4.75 mm) sieve based on a dry shake gradation. RAS shall be uniform in gradation and asphalt binder content and shall meet the testing requirements specified herein. In addition, RAS shall meet the following Type 1 or Type 2 requirements.
 - (1) Type 1. Type 1 RAS shall be processed, preconsumer asphalt shingles salvaged from the manufacture of residential asphalt roofing shingles.
 - (2) Type 2. Type 2 RAS shall be processed post-consumer shingles only, salvaged from residential, or four unit or less dwellings not subject to the National Emission Standards for Hazardous Air Pollutants (NESHAP).

1031.02 Stockpiles. RAP and RAS stockpiles shall be according to the following.

(a) RAP Stockpiles. The Contractor shall construct individual, sealed RAP stockpiles meeting one of the following definitions. No additional RAP shall be added to the pile after the pile has been sealed. Stockpiles shall be sufficiently separated to prevent intermingling at the base. Stockpiles shall be identified by signs indicating the type as listed below (i.e. “Homogeneous Surface”).

Prior to milling, the Contractor shall request the District provide documentation on the quality of the RAP to clarify the appropriate stockpile.

(1) Fractionated RAP (FRAP). FRAP shall consist of RAP from Class I, HMA (High and Low ESAL) mixtures. The coarse aggregate in FRAP shall be crushed aggregate and may represent more than one aggregate type and/or quality, but shall be at least C quality. All FRAP shall be fractionated prior to testing by screening into a minimum of two size fractions with the separation occurring on or between the #4 (4.75 mm) and 1/2 in. (12.5 mm) sieves. Agglomerations shall be minimized such that 100 percent of the RAP shall pass the sieve size specified below for the mix into which the FRAP will be incorporated.

Mixture FRAP will be used in:	Sieve Size that 100 % of FRAP Shall Pass
IL-19.0	1 1/2 in. (40 mm)
IL-9.5	3/4 in. (20 mm)
IL-4.75	1/2 in. (13 mm)

(2) Homogeneous. Homogeneous RAP stockpiles shall consist of RAP from Class I, HMA (High and Low ESAL) mixtures and represent: 1) the same aggregate quality, but shall be at least C quality; 2) the same type of crushed aggregate (either crushed natural aggregate, ACBF slag, or steel slag); 3) similar gradation; and 4) similar asphalt binder content. If approved by the Engineer, combined single pass surface/binder millings may be considered “homogeneous” with a quality rating dictated by the lowest coarse aggregate quality present in the mixture.

(3) Conglomerate. Conglomerate RAP stockpiles shall consist of RAP from Class I, HMA (High and Low ESAL) mixtures. The coarse aggregate in this RAP shall be crushed aggregate and may represent more than one aggregate type and/or quality, but shall be at least C quality. This RAP may have an inconsistent gradation and/or asphalt binder content prior to processing. All conglomerate RAP shall be processed prior to testing by crushing to where all RAP shall pass the 5/8 in. (16 mm) or smaller screen. Conglomerate RAP stockpiles shall not contain steel slag.

(4) Non-Quality. RAP stockpiles that do not meet the requirements of the stockpile categories listed above shall be classified as “Non-Quality”.

RAP/FRAP containing contaminants, such as earth, brick, sand, concrete, sheet asphalt, bituminous surface treatment (i.e. chip seal), pavement fabric, joint sealants, etc., will be unacceptable unless the contaminants are removed to the satisfaction of the Engineer. Sheet asphalt shall be stockpiled separately.

- (b) RAS Stockpiles. Type 1 and Type 2 RAS shall be stockpiled separately and shall not be intermingled. Each stockpile shall be signed indicating what type of RAS is present.

Unless otherwise specified by the Engineer, mechanically blending manufactured sand (FM 20 or FM 22) up to an equal weight of RAS with the processed RAS will be permitted to improve workability. The sand shall be "B Quality" or better from an approved Aggregate Gradation Control System source. The sand shall be accounted for in the mix design and during HMA production.

Records identifying the shingle processing facility supplying the RAS, RAS type, and lot number shall be maintained by project contract number and kept for a minimum of three years.

1031.03 Testing. RAP/FRAP and RAS testing shall be according to the following.

- (a) RAP/FRAP Testing. When used in HMA, the RAP/FRAP shall be sampled and tested either during or after stockpiling.

(1) During Stockpiling. For testing during stockpiling, washed extraction samples shall be run at the minimum frequency of one sample per 500 tons (450 metric tons) for the first 2000 tons (1800 metric tons) and one sample per 2000 tons (1800 metric tons) thereafter. A minimum of five tests shall be required for stockpiles less than 4000 tons (3600 metric tons).

(2) After Stockpiling. For testing after stockpiling, the Contractor shall submit a plan for approval to the District proposing a satisfactory method of sampling and testing the RAP/FRAP pile either in-situ or by restockpiling. The sampling plan shall meet the minimum frequency required above and detail the procedure used to obtain representative samples throughout the pile for testing.

Each sample shall be split to obtain two equal samples of test sample size. One of the two test samples from the final split shall be labeled and stored for Department use. The Contractor shall extract the other test sample according to Department procedure. The Engineer reserves the right to test any sample (split or Department-taken) to verify Contractor test results.

- (b) RAS Testing. RAS or RAS blended with manufactured sand shall be sampled and tested during stockpiling according to Central Bureau of Materials Policy Memorandum, "Reclaimed Asphalt Shingle (RAS) Source".

Samples shall be collected during stockpiling at the minimum frequency of one sample per 200 tons (180 metric tons) for the first 1000 tons (900 metric tons) and one sample per 250 tons (225 metric tons) thereafter. A minimum of five samples are required for stockpiles less than 1000 tons (900 metric tons). Once a ≤ 1000 ton (900 metric ton), five-sample/test stockpile has been established it shall be sealed. Additional incoming RAS or RAS blended with manufactured sand shall be stockpiled in a separate working pile as designated in the Quality Control plan and only added to the sealed stockpile when the test results of the working pile are complete and are found to meet the tolerances specified herein for the original sealed RAS stockpile.

Before testing, each sample shall be split to obtain two test samples. One of the two test samples from the final split shall be labeled and stored for Department use. The Contractor shall perform a washed extraction and test for unacceptable materials on the other test sample according to Department procedures. The Engineer reserves the right to test any sample (split or Department-taken) to verify Contractor test results.

If the sampling and testing was performed at the shingle processing facility in accordance with the QC Plan, the Contractor shall obtain and make available all of the test results from start of the initial stockpile.

1031.04 Evaluation of Tests. Evaluation of test results shall be according to the following.

- (a) Evaluation of RAP/FRAP Test Results. All of the extraction results shall be compiled and averaged for asphalt binder content and gradation, and when applicable G_{mm} . Individual extraction test results, when compared to the averages, will be accepted if within the tolerances listed below.

Parameter	FRAP/Homogeneous/ Conglomerate
1 in. (25 mm)	
1/2 in. (12.5 mm)	$\pm 8 \%$
No. 4 (4.75 mm)	$\pm 6 \%$
No. 8 (2.36 mm)	$\pm 5 \%$
No. 16 (1.18 mm)	
No. 30 (600 μ m)	$\pm 5 \%$
No. 200 (75 μ m)	$\pm 2.0 \%$
Asphalt Binder	$\pm 0.4 \%$ ^{1/}
G_{mm}	± 0.03

1/ The tolerance for FRAP shall be $\pm 0.3 \%$.

If more than 20 percent of the individual sieves and/or asphalt binder content tests are out of the above tolerances, the RAP/FRAP shall not be used in HMA unless the RAP/FRAP representing the failing tests is removed from the stockpile. All test data and acceptance ranges shall be sent to the District for evaluation.

With the approval of the Engineer, the ignition oven may be substituted for extractions according to the ITP, "Calibration of the Ignition Oven for the Purpose of Characterizing Reclaimed Asphalt Pavement (RAP)".

- (b) Evaluation of RAS and RAS Blended with Manufactured Sand Test Results. All of the test results, with the exception of percent unacceptable materials, shall be compiled and averaged for asphalt binder content and gradation. Individual test results, when compared to the averages, will be accepted if within the tolerances listed below.

Parameter	RAS
No. 8 (2.36 mm)	± 5 %
No. 16 (1.18 mm)	± 5 %
No. 30 (600 µm)	± 4 %
No. 200 (75 µm)	± 2.0 %
Asphalt Binder Content	± 1.5 %

If more than 20 percent of the individual sieves and/or asphalt binder content tests are out of the above tolerances, or if the percent unacceptable material exceeds 0.5 percent by weight of material retained on the # 4 (4.75 mm) sieve, the RAS or RAS blend shall not be used in Department projects. All test data and acceptance ranges shall be sent to the District for evaluation.

1031.05 Quality Designation of Aggregate in RAP/FRAP.

- (a) RAP. The aggregate quality of the RAP for homogeneous and conglomerate stockpiles shall be set by the lowest quality of coarse aggregate in the RAP stockpile and are designated as follows.
- (1) RAP from Class I, Superpave/HMA (High ESAL), or (Low ESAL) IL-9.5L surface mixtures are designated as containing Class B quality coarse aggregate.
 - (2) RAP from Class I binder, Superpave/HMA (High ESAL) binder, or (Low ESAL) IL-19.0L binder mixtures are designated as containing Class C quality coarse aggregate.

- (b) FRAP. If the Engineer has documentation of the quality of the FRAP aggregate, the Contractor shall use the assigned quality provided by the Engineer.

If the quality is not known, the quality shall be determined as follows. Coarse and fine FRAP stockpiles containing plus #4 (4.75 mm) sieve coarse aggregate shall have a maximum tonnage of 5000 tons (4500 metric tons). The Contractor shall obtain a representative sample witnessed by the Engineer. The sample shall be a minimum of 50 lb (25 kg). The sample shall be extracted according to Illinois Modified AASHTO T 164 by a consultant laboratory prequalified by the Department for the specified testing. The consultant laboratory shall submit the test results along with the recovered aggregate to the District Office. The cost for this testing shall be paid by the Contractor. The District will forward the sample to the Central Bureau of Materials Aggregate Lab for MicroDeval Testing, according to ITP 327. A maximum loss of 15.0 percent will be applied for all HMA applications.

1031.06 Use of RAP/FRAP and/or RAS in HMA. The use of RAP/FRAP and/or RAS shall be the Contractor's option when constructing HMA in all contracts.

- (a) RAP/FRAP. The use of RAP/FRAP in HMA shall be as follows.

- (1) Coarse Aggregate Size. The coarse aggregate in all RAP shall be equal to or less than the nominal maximum size requirement for the HMA mixture to be produced.
- (2) Steel Slag Stockpiles. Homogeneous RAP stockpiles containing steel slag will be approved for use in all HMA (High ESAL and Low ESAL) Surface and Binder Mixture applications.
- (3) Use in HMA Surface Mixtures (High and Low ESAL). RAP/FRAP stockpiles for use in HMA surface mixtures (High and Low ESAL) shall be FRAP or homogeneous in which the coarse aggregate is Class B quality or better. FRAP from Conglomerate stockpiles shall be considered equivalent to limestone for frictional considerations. Known frictional contributions from plus #4 (4.75 mm) homogeneous FRAP stockpiles will be accounted for in meeting frictional requirements in the specified mixture.
- (4) Use in HMA Binder Mixtures (High and Low ESAL), HMA Base Course, and HMA Base Course Widening. RAP/FRAP stockpiles for use in HMA binder mixtures (High and Low ESAL), HMA base course, and HMA base course widening shall be FRAP, homogeneous, or conglomerate, in which the coarse aggregate is Class C quality or better.
- (5) Use in Shoulders and Subbase. RAP/FRAP stockpiles for use in HMA shoulders and stabilized subbase (HMA) shall be FRAP, homogeneous, or conglomerate.
- (6) When the Contractor chooses the RAP option, the percentage of RAP shall not exceed the amounts indicated in Article 1031.06(c)(1) below for a given Ndesign.

- (b) RAS. RAS meeting Type 1 or Type 2 requirements will be permitted in all HMA applications as specified herein.

(c) RAP/FRAP and/or RAS Usage Limits. Type 1 or Type 2 RAS may be used alone or in conjunction with RAP or FRAP in HMA mixtures up to a maximum of 5.0 percent by weight of the total mix.

(1) RAP/RAS. When RAP is used alone or RAP is used in conjunction with RAS, the percentage of virgin asphalt binder replacement shall not exceed the amounts listed in the Max RAP/RAS ABR table listed below for the given Ndesign.

RAP/RAS Maximum Asphalt Binder Replacement (ABR) Percentage

HMA Mixtures <i>1/, 2/</i>	RAP/RAS Maximum ABR %		
Ndesign	Binder/Leveling Binder	Surface	Polymer Modified
30	30	30	10
50	25	15	10
70	15	10	10
90	10	10	10

1/ For Low ESAL HMA shoulder and stabilized subbase, the RAP/RAS ABR shall not exceed 50 percent of the mixture.

2/ When RAP/RAS ABR exceeds 20 percent, the high and low virgin asphalt binder grades shall each be reduced by one grade (i.e. 25 percent ABR would require a virgin asphalt binder grade of PG 64-22 to be reduced to a PG 58-28). If warm mix asphalt (WMA) technology is utilized and production temperatures do not exceed 275 °F (135 °C), the high and low virgin asphalt binder grades shall each be reduced by one grade when RAP/RAS ABR exceeds 25 percent (i.e. 26 percent RAP/RAS ABR would require a virgin asphalt binder grade of PG 64-22 to be reduced to a PG 58-28).

(2) FRAP/RAS. When FRAP is used alone or FRAP is used in conjunction with RAS, the percentage of virgin asphalt binder replacement shall not exceed the amounts listed in the FRAP/RAS table listed below for the given Ndesign.

FRAP/RAS Maximum Asphalt Binder Replacement (ABR) Percentage

HMA Mixtures <i>1/, 2/</i>	FRAP/RAS Maximum ABR %		
Ndesign	Binder/Leveling Binder	Surface	Polymer Modified ^{3/, 4/}
30	50	40	10
50	40	35	10
70	40	30	10
90	40	30	10

1/ For Low ESAL HMA shoulder and stabilized subbase, the FRAP/RAS ABR shall not exceed 50 percent of the mixture.

- 2/ When FRAP/RAS ABR exceeds 20 percent for all mixes, the high and low virgin asphalt binder grades shall each be reduced by one grade (i.e. 25 percent ABR would require a virgin asphalt binder grade of PG 64-22 to be reduced to a PG 58-28). If warm mix asphalt (WMA) technology is utilized and production temperatures do not exceed 275 °F (135 °C), the high and low virgin asphalt binder grades shall each be reduced by one grade when FRAP/RAS ABR exceeds 25 percent (i.e. 26 percent ABR would require a virgin asphalt binder grade of PG 64-22 to be reduced to a PG 58-28).
- 3/ For SMA the FRAP/RAS ABR shall not exceed 20 percent.
- 4/ For IL-4.75 mix the FRAP/RAS ABR shall not exceed 30 percent.

1031.07 HMA Mix Designs. At the Contractor's option, HMA mixtures may be constructed utilizing RAP/FRAP and/or RAS material meeting the detailed requirements specified herein.

- (a) RAP/FRAP and/or RAS. RAP/FRAP and/or RAS mix designs shall be submitted for verification. If additional RAP/FRAP and/or RAS stockpiles are tested and found that no more than 20 percent of the results, as defined under "Testing" herein, are outside of the control tolerances set for the original RAP/FRAP and/or RAS stockpile and HMA mix design, and meets all of the requirements herein, the additional RAP/FRAP and/or RAS stockpiles may be used in the original mix design at the percent previously verified.
- (b) RAS. Type 1 and Type 2 RAS are not interchangeable in a mix design.

The RAP, FRAP, and RAS stone bulk specific gravities (G_{sb}) shall be according to the "Determination of Aggregate Bulk (Dry) Specific Gravity (G_{sb}) of Reclaimed Asphalt Pavement (RAP) and Reclaimed Asphalt Shingles (RAS)" procedure in the Department's Manual of Test Procedures for Materials.

1031.08 HMA Production. HMA production utilizing RAP/FRAP and/or RAS shall be as follows.

- (a) RAP/FRAP. The coarse aggregate in all RAP/FRAP used shall be equal to or less than the nominal maximum size requirement for the HMA mixture being produced.

To remove or reduce agglomerated material, a scalping screen, gator, crushing unit, or comparable sizing device approved by the Engineer shall be used in the RAP feed system to remove or reduce oversized material.

If the RAP/FRAP control tolerances or QC/QA test results require corrective action, the Contractor shall cease production of the mixture containing RAP/FRAP and either switch to the virgin aggregate design or submit a new RAP/FRAP design.

- (b) RAS. RAS shall be incorporated into the HMA mixture either by a separate weight depletion system or by using the RAP weigh belt. Either feed system shall be interlocked with the aggregate feed or weigh system to maintain correct proportions for all rates of production and batch sizes. The portion of RAS shall be controlled accurately to within ± 0.5 percent of the amount of RAS utilized. When using the weight depletion system, flow indicators or sensing devices shall be provided and interlocked with the plant controls such that the mixture production is halted when RAS flow is interrupted.
- (c) RAP/FRAP and/or RAS. HMA plants utilizing RAP/FRAP and/or RAS shall be capable of automatically recording and printing the following information.

(1) Dryer Drum Plants.

- a. Date, month, year, and time to the nearest minute for each print.
- b. HMA mix number assigned by the Department.
- c. Accumulated weight of dry aggregate (combined or individual) in tons (metric tons) to the nearest 0.1 ton (0.1 metric ton).
- d. Accumulated dry weight of RAP/FRAP/RAS in tons (metric tons) to the nearest 0.1 ton (0.1 metric ton).
- e. Accumulated mineral filler in revolutions, tons (metric tons), etc. to the nearest 0.1 unit.
- f. Accumulated asphalt binder in gallons (liters), tons (metric tons), etc. to the nearest 0.1 unit.
- g. Residual asphalt binder in the RAP/FRAP material as a percent of the total mix to the nearest 0.1 percent.
- h. Aggregate and RAP/FRAP moisture compensators in percent as set on the control panel. (Required when accumulated or individual aggregate and RAP/FRAP are printed in wet condition.)

(2) Batch Plants.

- a. Date, month, year, and time to the nearest minute for each print.
- b. HMA mix number assigned by the Department.
- c. Individual virgin aggregate hot bin batch weights to the nearest pound (kilogram).
- d. Mineral filler weight to the nearest pound (kilogram).
- e. RAP/FRAP/RAS weight to the nearest pound (kilogram).
- f. Virgin asphalt binder weight to the nearest pound (kilogram).
- g. Residual asphalt binder in the RAP/FRAP/RAS material as a percent of the total mix to the nearest 0.1 percent.

The printouts shall be maintained in a file at the plant for a minimum of one year or as directed by the Engineer and shall be made available upon request. The printing system will be inspected by the Engineer prior to production and verified at the beginning of each construction season thereafter.

1031.09 RAP in Aggregate Surface Course and Aggregate Wedge Shoulders, Type B.

The use of RAP in aggregate surface course (temporary access entrances only) and aggregate wedge shoulders, Type B shall be as follows.

- (a) Stockpiles and Testing. RAP stockpiles may be any of those listed in Article 1031.02, except "Non-Quality" and "FRAP". The testing requirements of Article 1031.03 shall not apply. RAP used shall be according to the current Central Bureau of Materials Policy Memorandum, "Reclaimed Asphalt Pavement (RAP) for Aggregate Applications".
- (b) Gradation. One hundred percent of the RAP material shall pass the 1 1/2 in. (37.5 mm) sieve. The RAP material shall be reasonably well graded from coarse to fine. RAP material that is gap-graded or single sized will not be accepted."

SUBCONTRACTOR AND DBE PAYMENT REPORTING (BDE)

Effective: April 2, 2018

Add the following to Section 109 of the Standard Specifications.

“109.14 Subcontractor and Disadvantaged Business Enterprise Payment Reporting.
 The Contractor shall report all payments made to the following parties:

- (a) first tier subcontractors;
- (b) lower tier subcontractors affecting disadvantaged business enterprise (DBE) goal credit;
- (c) material suppliers or trucking firms that are part of the Contractor’s submitted DBE utilization plan.

The report shall be made through the Department’s on-line subcontractor payment reporting system within 21 days of making the payment.”

SUBCONTRACTOR MOBILIZATION PAYMENTS (BDE)

Effective: November 2, 2017

Replace the second paragraph of Article 109.12 of the Standard Specifications with the following:

“This mobilization payment shall be made at least 14 days prior to the subcontractor starting work. The amount paid shall be at the following percentage of the amount of the subcontract reported on form BC 260A submitted for the approval of the subcontractor’s work.

Value of Subcontract Reported on Form BC 260A	Mobilization Percentage
Less than \$10,000	25%
\$10,000 to less than \$20,000	20%
\$20,000 to less than \$40,000	18%
\$40,000 to less than \$60,000	16%
\$60,000 to less than \$80,000	14%
\$80,000 to less than \$100,000	12%
\$100,000 to less than \$250,000	10%
\$250,000 to less than \$500,000	9%
\$500,000 to \$750,000	8%
Over \$750,000	7%”

TEMPORARY PAVEMENT MARKING (BDE)

Effective: April 1, 2012

Revised: April 1, 2017

Revise Article 703.02 of the Standard Specifications to read:

“703.02 Materials. Materials shall be according to the following.

- (a) Pavement Marking Tape, Type I and Type III 1095.06
- (b) Paint Pavement Markings 1095.02
- (c) Pavement Marking Tape, Type IV 1095.11”

Revise the second paragraph of Article 703.05 of the Standard Specifications to read:

“Type I marking tape or paint shall be used at the option of the Contractor, except paint shall not be applied to the final wearing surface unless authorized by the Engineer for late season applications where tape adhesion would be a problem. Type III or Type IV marking tape shall be used on the final wearing surface when the temporary pavement marking will conflict with the permanent pavement marking such as on tapers, crossovers and lane shifts.”

Revise Article 703.07 of the Standard Specifications to read:

“703.07 Basis of Payment. This work will be paid for as follows.

- a) Short Term Pavement Marking. Short term pavement marking will be paid for at the contract unit price per foot (meter) for SHORT TERM PAVEMENT MARKING. Removal of short term pavement markings will be paid for at the contract unit price per square foot (square meter) for SHORT TERM PAVEMENT MARKING REMOVAL.
- b) Temporary Pavement Marking. Where the Contractor has the option of material type, temporary pavement marking will be paid for at the contract unit price per foot (meter) for TEMPORARY PAVEMENT MARKING of the line width specified, and at the contract unit price per square foot (square meter) for TEMPORARY PAVEMENT MARKING LETTERS AND SYMBOLS.

Where the Department specifies the use of pavement marking tape, the Type III or Type IV temporary pavement marking will be paid for at the contract unit price per foot (meter) for PAVEMENT MARKING TAPE, TYPE III or PAVEMENT MARKING TAPE, TYPE IV of the line width specified and at the contract unit price per square feet (square meter) for PAVEMENT MARKING TAPE, TYPE III - LETTERS AND SYMBOLS or PAVEMENT MARKING TAPE, TYPE IV – LETTERS AND SYMBOLS.

Removal of temporary pavement markings will be paid for at the contract unit price per square foot (square meter) for TEMPORARY PAVEMENT MARKING REMOVAL.

When temporary pavement marking is shown on the Standard, the cost of the temporary pavement marking and its removal will be included in the cost of the Standard.”

Add the following to Section 1095 of the Standard Specifications:

“1095.11 Pavement Marking Tape, Type IV. The temporary, preformed, patterned markings shall consist of a white or yellow tape with wet retroreflective media incorporated to provide immediate and continuing retroreflection during both wet and dry conditions. The tape shall be manufactured without the use of heavy metals including lead chromate pigments or other similar, lead-containing chemicals.

The white and yellow Type IV marking tape shall meet the Type III requirements of Article 1095.06 and the following.

- (a) Composition. The retroreflective pliant polymer pavement markings shall consist of a mixture of high-quality polymeric materials, pigments and glass beads distributed throughout its base cross-sectional area, with a layer of wet retroreflective media bonded to a durable polyurethane topcoat surface. The patterned surface shall have approximately 40% ± 10% of the surface area raised and presenting a near vertical face to traffic from any direction. The channels between the raised areas shall be substantially free of exposed beads or particles.
- (b) Retroreflectance. The white and yellow markings shall meet the following for initial dry and wet retroreflectance.
 - (1) Dry Retroreflectance. Dry retroreflectance shall be measured under dry conditions according to ASTM D 4061 and meet the values described in Article 1095.06 for Type III tape.
 - (2) Wet Retroreflectance. Wet retroreflectance shall be measured under wet conditions according to ASTM E 2177 and meet the values shown in the following table.

Wet Retroreflectance, Initial R_L

Color	R _L 1.05/88.76
White	300
Yellow	200

- (c) Color. The material shall meet the following requirements for daylight reflectance and color, when tested, using a color spectrophotometer with 45 degrees circumferential/zero degree geometry, illuminant D65, and a two degree observer angle. The color instrument shall measure the visible spectrum from 380 to 720 nm with a wavelength measurement interval and spectral bandpass of 10 nm.

Color	Daylight Reflectance %Y
White	65 minimum
*Yellow	36-59

*Shall match Federal 595 Color No. 33538 and the chromaticity limits as follows.

x	0.490	0.475	0.485	0.530
y	0.470	0.438	0.425	0.456

- (d) Skid Resistance. The surface of the markings shall provide an average minimum skid resistance of 50 BPN when tested according to ASTM E 303.
- (e) Sampling, Testing, Acceptance, and Certification. Prior to approval and use of the wet reflective, temporary, removable pavement marking tape, the manufacturer shall submit a notarized certification from an independent laboratory, together with the results of all tests, stating that the material meets the requirements as set forth herein. The certification test report shall state the lot tested, manufacturer's name, and date of manufacture.

After approval by the Department, samples and certification by the manufacturer shall be submitted for each batch used. The manufacturer shall submit a certification stating that the material meets the requirements as set forth herein and is essentially identical to the material sent for qualification. The certification shall state the lot tested, manufacturer's name, and date of manufacture.

All costs of testing (other than tests conducted by the Department) shall be borne by the manufacturer."

TRAINING SPECIAL PROVISIONS (BDE)

Effective: October 15, 1975

This Training Special Provision supersedes Section 7b of the Special Provision entitled "Specific Equal Employment Opportunity Responsibilities," and is in implementation of 23 U.S.C. 140(a).

As part of the Contractor's equal employment opportunity affirmative action program, training shall be provided as follows:

The Contractor shall provide on-the-job training aimed at developing full journeyman in the type of trade or job classification involved. The number of trainees to be trained under this contract will be 2. In the event the Contractor subcontracts a portion of the contract work, he shall determine how many, if any, of the trainees are to be trained by the subcontractor, provided however, that the Contractor shall retain the primary responsibility for meeting the training requirements imposed by this special provision. The Contractor shall also insure that this Training Special Provision is made applicable to such subcontract. Where feasible, 25 percent of apprentices or trainees in each occupation shall be in their first year of apprenticeship or training.

The number of trainees shall be distributed among the work classifications on the basis of the Contractor's needs and the availability of journeymen in the various classifications within the reasonable area of recruitment. Prior to commencing construction, the Contractor shall submit to the Illinois Department of Transportation for approval the number of trainees to be trained in each selected classification and training program to be used. Furthermore, the Contractor shall specify the starting time for training in each of the classifications. The Contractor will be credited for each trainee employed by him on the contract work who is currently enrolled or becomes enrolled in an approved program and will be reimbursed for such trainees as provided hereinafter.

Training and upgrading of minorities and women toward journeyman status is a primary objective of this Training Special Provision. Accordingly, the Contractor shall make every effort to enroll minority trainees and women (e.g. by conducting systematic and direct recruitment through public and private sources likely to yield minority and women trainees) to the extent such persons are available within a reasonable area of recruitment. The Contractor will be responsible for demonstrating the steps that he has taken in pursuance thereof, prior to a determination as to whether the Contractor is in compliance with this Training Special Provision. This training commitment is not intended, and shall not be used, to discriminate against any applicant for training, whether a member of a minority group or not.

No employee shall be employed as a trainee in any classification in which he has successfully completed a training course leading to journeyman status or in which he has been employed as a journeyman. The Contractor should satisfy this requirement by including appropriate questions in the employee application or by other suitable means. Regardless of the method used, the Contractor's records should document the findings in each case.

The minimum length and type of training for each classification will be as established in the training program selected by the Contractor and approved by the Illinois Department of Transportation and the Federal Highway Administration. The Illinois Department of Transportation and the Federal Highway Administration shall approve a program, if it is reasonably calculated to meet the equal employment opportunity obligations of the Contractor and to qualify the average trainee for journeyman status in the classification concerned by the end of the training period. Furthermore, apprenticeship programs registered with the U.S. Department of Labor, Bureau of Apprenticeship and Training, or with a State apprenticeship agency recognized by the Bureau and training programs approved by not necessarily sponsored by the U.S. Department of Labor, Manpower Administration, Bureau of Apprenticeship and Training shall also be considered acceptable provided it is being administered in a manner consistent with the equal employment obligations of Federal-aid highway construction contracts. Approval or acceptance of a training program shall be obtained from the State prior to commencing work on the classification covered by the program. It is the intention of these provisions that training is to be provided in the construction crafts rather than clerk-typists or secretarial-type positions. Training is permissible in lower level management positions such as office engineers, estimators, timekeepers, etc., where the training is oriented toward construction applications. Training in the laborer classification may be permitted provided that significant and meaningful training is provided and approved by the Illinois Department of Transportation and the Federal Highway Administration. Some offsite training is permissible as long as the training is an integral part of an approved training program and does not comprise a significant part of the overall training.

Except as otherwise noted below, the Contractor will be reimbursed 80 cents per hour of training given an employee on this contract in accordance with an approved training program. As approved by the Engineer, reimbursement will be made for training of persons in excess of the number specified herein. This reimbursement will be made even though the Contractor receives additional training program funds from other sources, provided such other source does not specifically prohibit the Contractor from receiving other reimbursement. Reimbursement for offsite training indicated above may only be made to the Contractor where he does one or more of the following and the trainees are concurrently employed on a Federal-aid project; contributes to the cost of the training, provides the instruction to the trainee or pays the trainee's wages during the offsite training period.

No payment shall be made to the Contractor if either the failure to provide the required training, or the failure to hire the trainee as a journeyman, is caused by the Contractor and evidences a lack of good faith on the part of the Contractor in meeting the requirement of this Training Special Provision. It is normally expected that a trainee will begin his training on the project as soon as feasible after start of work utilizing the skill involved and remain on the project as long as training opportunities exist in his work classification or until he has completed his training program.

It is not required that all trainees be on board for the entire length of the contract. A Contractor will have fulfilled his responsibilities under this Training Special Provision if he has provided acceptable training to the number of trainees specified. The number trained shall be determined on the basis of the total number enrolled on the contract for a significant period.

Trainees will be paid at least 60 percent of the appropriate minimum journeyman's rate specified in the contract for the first half of the training period, 75 percent for the third quarter of the training period, and 90 percent for the last quarter of the training period, unless apprentices or trainees in an approved existing program are enrolled as trainees on this project. In that case, the appropriate rates approved by the Departments of Labor or Transportation in connection with the existing program shall apply to all trainees being trained for the same classification who are covered by this Training Special Provision.

The Contractor shall furnish the trainee a copy of the program he will follow in providing the training. The Contractor shall provide each trainee with a certification showing the type and length of training satisfactorily complete.

The Contractor shall provide for the maintenance of records and furnish periodic reports documenting his performance under this Training Special Provision.

Method of Measurement. The unit of measurement is in hours.

Basis of Payment. This work will be paid for at the contract unit price of 80 cents per hour for TRAINEES. The estimated total number of hours, unit price, and total price have been included in the schedule of prices.

IDOT TRAINING PROGRAM GRADUATE ON-THE-JOB TRAINING SPECIAL PROVISION

Effective: August 1, 2012

Revised: February 2, 2017

In addition to the Contractor's equal employment opportunity (EEO) affirmative action efforts undertaken as required by this Contract, the Contractor is encouraged to participate in the incentive program described below to provide additional on-the-job training to certified graduates of the IDOT pre-apprenticeship training program, as outlined in this Special Provision.

IDOT funds, and various Illinois community colleges operate, pre-apprenticeship training programs throughout the State to provide training and skill-improvement opportunities to promote the increased employment of minority groups, disadvantaged persons and women in all aspects of the highway construction industry. The intent of this IDOT Pre-Apprenticeship Training Program Graduate (TPG) special provision (Special Provision) is to place these certified program graduates on the project site for this Contract in order to provide the graduates with meaningful on-the-job training. Pursuant to this Special Provision, the Contractor must make every reasonable effort to recruit and employ certified TPG trainees to the extent such individuals are available within a practicable distance of the project site.

Specifically, participation of the Contractor or its subcontractor in the Program entitles the participant to reimbursement for graduates' hourly wages at \$15.00 per hour per utilized TPG trainee, subject to the terms of this Special Provision. Reimbursement payment will be made even though the Contractor or subcontractor may also receive additional training program funds from other non-IDOT sources for other non-TPG trainees on the Contract, provided such other source does not specifically prohibit the Contractor or subcontractor from receiving reimbursement from another entity through another program, such as IDOT through the TPG program. With regard to any IDOT funded construction training program other than TPG, however, additional reimbursement for other IDOT programs will not be made beyond the TPG Program described in this Special Provision when the TPG Program is utilized.

No payment will be made to the Contractor if the Contractor or subcontractor fails to provide the required on-site training to TPG trainees, as solely determined by IDOT. A TPG trainee must begin training on the project as soon as the start of work that utilizes the relevant trade skill and the TPG trainee must remain on the project site through completion of the Contract, so long as training opportunities continue to exist in the relevant work classification. Should a TPG trainee's employment end in advance of the completion of the Contract, the Contractor must promptly notify the IDOT District EEO Officer for the Contract that the TPG's involvement in the Contract has ended. The Contractor must supply a written report for the reason the TPG trainee involvement terminated, the hours completed by the TPG trainee on the Contract, and the number of hours for which the incentive payment provided under this Special Provision will be, or has been claimed for the separated TPG trainee.

Finally, the Contractor must maintain all records it creates as a result of participation in the Program on the Contract, and furnish periodic written reports to the IDOT District EEO Officer that document its contractual performance under and compliance with this Special Provision. Finally, through participation in the Program and reimbursement of wages, the Contractor is not relieved of, and IDOT has not waived, the requirements of any federal or state labor or employment law applicable to TPG workers, including compliance with the Illinois Prevailing Wage Act.

Method of Measurement: The unit of measurement is in hours.

Basis of Payment: This work will be paid for at the contract unit price of \$15.00 per hour for each utilized certified TPG Program trainee (TRAINEES TRAINING PROGRAM GRADUATE). The estimated total number of hours, unit price, and total price must be included in the schedule of prices for the Contract submitted by Contractor prior to beginning work. The initial number of TPG trainees for which the incentive is available for this contract is 2.

The Department has contracted with several educational institutions to provide screening, tutoring and pre-training to individuals interested in working as a TPG trainee in various areas of common construction trade work. Only individuals who have successfully completed a Pre-Apprenticeship Training Program at these IDOT approved institutions are eligible to be TPG trainees. To obtain a list of institutions that can connect the Contractor with eligible TPG trainees, the Contractor may contact: HCCTP TPG Program Coordinator, Office of Business and Workforce Diversity (IDOT OBWD), Room 319, Illinois Department of Transportation, 2300 S. Dirksen Parkway, Springfield, Illinois 62764. Prior to commencing construction with the utilization of a TPG trainee, the Contractor must submit documentation to the IDOT District EEO Officer for the Contract that provides the names and contact information of the TPG trainee(s) to be trained in each selected work classification, proof that that the TPG trainee(s) has successfully completed a Pre-Apprenticeship Training Program, proof that the TPG is in an Apprenticeship Training Program approved by the U.S. Department of Labor Bureau of Apprenticeship Training, and the start date for training in each of the applicable work classifications.

To receive payment, the Contractor must provide training opportunities aimed at developing a full journeyworker in the type of trade or job classification involved. During the course of performance of the Contract, the Contractor may seek approval from the IDOT District EEO Officer to employ additional eligible TPG trainees. In the event the Contractor subcontracts a portion of the contracted work, it must determine how many, if any, of the TPGs will be trained by the subcontractor. Though a subcontractor may conduct training, the Contractor retains the responsibility for meeting all requirements imposed by this Special Provision. The Contractor must also include this Special Provision in any subcontract where payment for contracted work performed by a TPG trainee will be passed on to a subcontractor.

Training through the Program is intended to move TPGs toward journeyman status, which is the primary objective of this Special Provision. Accordingly, the Contractor must make every effort to enroll TPG trainees by recruitment through the Program participant educational institutions to the extent eligible TPGs are available within a reasonable geographic area of the project. The Contractor is responsible for demonstrating, through documentation, the recruitment efforts it has undertaken prior to the determination by IDOT whether the Contractor is in compliance with this Special Provision, and therefore, entitled to the Training Program Graduate reimbursement of \$15.00 per hour.

Notwithstanding the on-the-job training requirement of this TPG Special Provision, some minimal off-site training is permissible as long as the offsite training is an integral part of the work of the contract, and does not compromise or conflict with the required on-site training that is central to the purpose of the Program. No individual may be employed as a TPG trainee in any work classification in which he/she has previously successfully completed a training program leading to journeyman status in any trade, or in which he/she has worked at a journeyman level or higher.

WARM MIX ASPHALT (BDE)

Effective: January 1, 2012

Revised: April 1, 2016

Description. This work shall consist of designing, producing and constructing Warm Mix Asphalt (WMA) in lieu of Hot Mix Asphalt (HMA) at the Contractor's option. Work shall be according to Sections 406, 407, 408, 1030, and 1102 of the Standard Specifications, except as modified herein. In addition, any references to HMA in the Standard Specifications, or the special provisions shall be construed to include WMA.

WMA is an asphalt mixture which can be produced at temperatures lower than allowed for HMA utilizing approved WMA technologies. WMA technologies are defined as the use of additives or processes which allow a reduction in the temperatures at which HMA mixes are produced and placed. WMA is produced by the use of additives, a water foaming process, or combination of both. Additives include minerals, chemicals or organics incorporated into the asphalt binder stream in a dedicated delivery system. The process of foaming injects water into the asphalt binder stream, just prior to incorporation of the asphalt binder with the aggregate.

Approved WMA technologies may also be used in HMA provided all the requirements specified herein, with the exception of temperature, are met. However, asphalt mixtures produced at temperatures in excess of 275 °F (135 °C) will not be considered WMA when determining the grade reduction of the virgin asphalt binder grade.

Equipment.

Revise the first paragraph of Article 1102.01 of the Standard Specifications to read:

"1102.01 Hot-Mix Asphalt Plant. The hot-mix asphalt (HMA) plant shall be the batch-type, continuous-type, or dryer drum plant. The plants shall be evaluated for prequalification rating and approval to produce HMA according to the current Bureau of Materials and Physical Research Policy Memorandum, "Approval of Hot-Mix Asphalt Plants and Equipment". Once approved, the Contractor shall notify the Bureau of Materials and Physical Research to obtain approval of all plant modifications. The plants shall not be used to produce mixtures concurrently for more than one project or for private work unless permission is granted in writing by the Engineer. The plant units shall be so designed, coordinated and operated that they will function properly and produce HMA having uniform temperatures and compositions within the tolerances specified. The plant units shall meet the following requirements."

Add the following to Article 1102.01(a) of the Standard Specifications.

"(11) Equipment for Warm Mix Technologies.

- a. Foaming. Metering equipment for foamed asphalt shall have an accuracy of ± 2 percent of the actual water metered. The foaming control system shall be electronically interfaced with the asphalt binder meter.
- b. Additives. Additives shall be introduced into the plant according to the supplier's recommendations and shall be approved by the Engineer. The system for introducing the WMA additive shall be interlocked with the aggregate feed or weigh system to maintain correct proportions for all rates of production and batch sizes."

Mix Design Verification.

Add the following to Article 1030.04 of the Standard Specifications.

“(e) Warm Mix Technologies.

- (1) Foaming. WMA mix design verification will not be required when foaming technology is used alone (without WMA additives). However, the foaming technology shall only be used on HMA designs previously approved by the Department.
- (2) Additives. WMA mix designs utilizing additives shall be submitted to the Engineer for mix design verification.”

Construction Requirements.

Revise the second paragraph of Article 406.06(b)(1) of the Standard Specifications to read:

“The HMA shall be delivered at a temperature of 250 to 350 °F (120 to 175 °C). WMA shall be delivered at a minimum temperature of 215 °F (102 °C).”

Basis of Payment.

This work will be paid at the contract unit price bid for the HMA pay items involved. Anti-strip will not be paid for separately, but shall be considered as included in the cost of the work.

WEEKLY DBE TRUCKING REPORTS (BDE)

Effective: June 2, 2012

Revised: April 2, 2015

The Contractor shall submit a weekly report of Disadvantaged Business Enterprise (DBE) trucks hired by the Contractor or subcontractors (i.e. not owned by the Contractor or subcontractors) that are used for DBE goal credit.

The report shall be submitted to the Engineer on Department form “SBE 723” within ten business days following the reporting period. The reporting period shall be Monday through Sunday for each week reportable trucking activities occur.

Any costs associated with providing weekly DBE trucking reports shall be considered as included in the contract unit prices bid for the various items of work involved and no additional compensation will be allowed.

WORKING DAYS (BDE)

Effective: January 1, 2002

The Contractor shall complete the work within **270** working days.

BITUMINOUS MATERIALS COST ADJUSTMENTS (BDE)

Effective: November 2, 2006

Revised: August 1, 2017

Description. Bituminous material cost adjustments will be made to provide additional compensation to the Contractor, or credit to the Department, for fluctuations in the cost of bituminous materials when optioned by the Contractor. The bidder shall indicate with their bid whether or not this special provision will be part of the contract.

The adjustments shall apply to permanent and temporary hot-mix asphalt (HMA) mixtures, bituminous surface treatments (cover and seal coats), and preventative maintenance type surface treatments that are part of the original proposed construction, or added as extra work and paid for by agreed unit prices. The adjustments shall not apply to bituminous prime coats, tack coats, crack filling/sealing, joint filling/sealing, or extra work paid for at a lump sum price or by force account.

Method of Adjustment. Bituminous materials cost adjustments will be computed as follows.

$$CA = (BPI_P - BPI_L) \times (\%AC_V / 100) \times Q$$

- Where: CA = Cost Adjustment, \$.
- BPI_P = Bituminous Price Index, as published by the Department for the month the work is performed, \$/ton (\$/metric ton).
- BPI_L = Bituminous Price Index, as published by the Department for the month prior to the letting for work paid for at the contract price; or for the month the agreed unit price letter is submitted by the Contractor for extra work paid for by agreed unit price, \$/ton (\$/metric ton).
- %AC_V = Percent of virgin Asphalt Cement in the Quantity being adjusted. For HMA mixtures, the % AC_V will be determined from the adjusted job mix formula. For bituminous materials applied, a performance graded or cutback asphalt will be considered to be 100% AC_V and undiluted emulsified asphalt will be considered to be 65% AC_V.
- Q = Authorized construction Quantity, tons (metric tons) (see below).

For HMA mixtures measured in square yards: $Q, \text{ tons} = A \times D \times (G_{mb} \times 46.8) / 2000$. For HMA mixtures measured in square meters: $Q, \text{ metric tons} = A \times D \times (G_{mb} \times 1) / 1000$. When computing adjustments for full-depth HMA pavement, separate calculations will be made for the binder and surface courses to account for their different G_{mb} and % AC_V.

For bituminous materials measured in gallons: $Q, \text{ tons} = V \times 8.33 \text{ lb/gal} \times SG / 2000$
For bituminous materials measured in liters: $Q, \text{ metric tons} = V \times 1.0 \text{ kg/L} \times SG / 1000$

- Where: A = Area of the HMA mixture, sq yd (sq m).
D = Depth of the HMA mixture, in. (mm).
G_{mb} = Average bulk specific gravity of the mixture, from the approved mix design.
V = Volume of the bituminous material, gal (L).
SG = Specific Gravity of bituminous material as shown on the bill of lading.

Basis of Payment. Bituminous materials cost adjustments may be positive or negative but will only be made when there is a difference between the BPI_L and BPI_P in excess of five percent, as calculated by:

$$\text{Percent Difference} = \{(BPI_L - BPI_P) \div BPI_L\} \times 100$$

Bituminous materials cost adjustments will be calculated for each calendar month in which applicable bituminous material is placed; and will be paid or deducted when all other contract requirements for the work placed during the month are satisfied. The adjustments shall not apply during contract time subject to liquidated damages for completion of the entire contract.

FUEL COST ADJUSTMENT (BDE)

Effective: April 1, 2009

Revised: August 1, 2017

Description. Fuel cost adjustments will be made to provide additional compensation to the Contractor, or a credit to the Department, for fluctuations in fuel prices when optioned by the Contractor. The bidder shall indicate with their bid whether or not this special provision will be part of the contract. Failure to indicate "Yes" for any category of work will make that category of work exempt from fuel cost adjustment.

General. The fuel cost adjustment shall apply to contract pay items as grouped by category. The adjustment shall only apply to those categories of work checked "Yes", and only when the cumulative plan quantities for a category exceed the required threshold. Adjustments to work items in a category, either up or down, and extra work paid for by agreed unit price will be subject to fuel cost adjustment only when the category representing the added work was subject to the fuel cost adjustment. Extra work paid for at a lump sum price or by force account will not be subject to fuel cost adjustment. Category descriptions and thresholds for application and the fuel usage factors which are applicable to each are as follows:

(a) Categories of Work.

- (1) Category A: Earthwork. Contract pay items performed under Sections 202, 204, and 206 including any modified standard or nonstandard items where the character of the work to be performed is considered earthwork. The cumulative total of all applicable item plan quantities shall exceed 25,000 cu yd (20,000 cu m). Included in the fuel usage factor is a weighted average 0.10 gal/cu yd (0.50 liters/cu m) factor for trucking.
- (2) Category B: Subbases and Aggregate Base Courses. Contract pay items constructed under Sections 311, 312 and 351 including any modified standard or nonstandard items where the character of the work to be performed is considered construction of a subbase or aggregate, stabilized or modified base course. The cumulative total of all applicable item plan quantities shall exceed 5000 tons (4500 metric tons). Included in the fuel usage factor is a 0.60 gal/ton (2.50 liters/metric ton) factor for trucking.

- (3) Category C: Hot-Mix Asphalt (HMA) Bases, Pavements and Shoulders. Contract pay items constructed under Sections 355, 406, 407 and 482 including any modified standard or nonstandard items where the character of the work to be performed is considered HMA bases, pavements and shoulders. The cumulative total of all applicable item plan quantities shall exceed 5000 tons (4500 metric tons). Included in the fuel usage factor is 0.60 gal/ton (2.50 liters/metric ton) factor for trucking.
- (4) Category D: Portland Cement Concrete (PCC) Bases, Pavements and Shoulders. Contract pay items constructed under Sections 353, 420, 421 and 483 including any modified standard or nonstandard items where the character of the work to be performed is considered PCC base, pavement or shoulder. The cumulative total of all applicable item plan quantities shall exceed 7500 sq yd (6000 sq m). Included in the fuel usage factor is 1.20 gal/cu yd (5.94 liters/cu m) factor for trucking.
- (5) Category E: Structures. Structure items having a cumulative bid price that exceeds \$250,000 for pay items constructed under Sections 502, 503, 504, 505, 512, 516 and 540 including any modified standard or nonstandard items where the character of the work to be performed is considered structure work when similar to that performed under these sections and not included in categories A through D.

(b) Fuel Usage Factors.

English Units		
Category	Factor	Units
A - Earthwork	0.34	gal / cu yd
B – Subbase and Aggregate Base courses	0.62	gal / ton
C – HMA Bases, Pavements and Shoulders	1.05	gal / ton
D – PCC Bases, Pavements and Shoulders	2.53	gal / cu yd
E – Structures	8.00	gal / \$1000

Metric Units		
Category	Factor	Units
A - Earthwork	1.68	liters / cu m
B – Subbase and Aggregate Base courses	2.58	liters / metric ton
C – HMA Bases, Pavements and Shoulders	4.37	liters / metric ton
D – PCC Bases, Pavements and Shoulders	12.52	liters / cu m
E – Structures	30.28	liters / \$1000

(c) Quantity Conversion Factors.

Category	Conversion	Factor
B	sq yd to ton	0.057 ton / sq yd / in depth
	sq m to metric ton	0.00243 metric ton / sq m / mm depth
C	sq yd to ton	0.056 ton / sq yd / in depth
	sq m to metric ton	0.00239 m ton / sq m / mm depth
D	sq yd to cu yd	0.028 cu yd / sq yd / in depth
	sq m to cu m	0.001 cu m / sq m / mm depth

Method of Adjustment. Fuel cost adjustments will be computed as follows.

$$CA = (FPI_P - FPI_L) \times FUF \times Q$$

Where: CA = Cost Adjustment, \$
FPI_P = Fuel Price Index, as published by the Department for the month the work is performed, \$/gal (\$/liter)
FPI_L = Fuel Price Index, as published by the Department for the month prior to the letting for work paid for at the contract price; or for the month the agreed unit price letter is submitted by the Contractor for extra work paid for by agreed unit price, \$/gal (\$/liter)
FUF = Fuel Usage Factor in the pay item(s) being adjusted
Q = Authorized construction Quantity, tons (metric tons) or cu yd (cu m)

The entire FUF indicated in paragraph (b) will be used regardless of use of trucking to perform the work.

Basis of Payment. Fuel cost adjustments may be positive or negative but will only be made when there is a difference between the FPI_L and FPI_P in excess of five percent, as calculated by:

$$\text{Percent Difference} = \{(FPI_L - FPI_P) \div FPI_L\} \times 100$$

Fuel cost adjustments will be calculated for each calendar month in which applicable work is performed; and will be paid or deducted when all other contract requirements for the items of work are satisfied. The adjustments shall not apply during contract time subject to liquidated damages for completion of the entire contract.

STEEL COST ADJUSTMENT (BDE)

Effective: April 2, 2004

Revised: August 1, 2017

Description. Steel cost adjustments will be made to provide additional compensation to the Contractor, or a credit to the Department, for fluctuations in steel prices when optioned by the Contractor. The bidder shall indicate with their bid whether or not this special provision will be part of the contract. Failure to indicate "Yes" for any item of work will make that item of steel exempt from steel cost adjustment.

Types of Steel Products. An adjustment will be made for fluctuations in the cost of steel used in the manufacture of the following items:

- Metal Piling (excluding temporary sheet piling)
- Structural Steel
- Reinforcing Steel

Other steel materials such as dowel bars, tie bars, mesh reinforcement, guardrail, steel traffic signal and light poles, towers and mast arms, metal railings (excluding wire fence), and frames and grates will be subject to a steel cost adjustment when the pay items they are used in have a contract value of \$10,000 or greater.

The adjustments shall apply to the above items when they are part of the original proposed construction, or added as extra work and paid for by agreed unit prices. The adjustments shall not apply when the item is added as extra work and paid for at a lump sum price or by force account.

Documentation. Sufficient documentation shall be furnished to the Engineer to verify the following:

- (a) The dates and quantity of steel, in lb (kg), shipped from the mill to the fabricator.
- (b) The quantity of steel, in lb (kg), incorporated into the various items of work covered by this special provision. The Department reserves the right to verify submitted quantities.

Method of Adjustment. Steel cost adjustments will be computed as follows:

$$SCA = Q \times D$$

Where: SCA = steel cost adjustment, in dollars
Q = quantity of steel incorporated into the work, in lb (kg)
D = price factor, in dollars per lb (kg)

$$D = MPI_M - MPI_L$$

Where: MPI_M = The Materials Cost Index for steel as published by the Engineering News-Record for the month the steel is shipped from the mill. The indices will be converted from dollars per 100 lb to dollars per lb (kg).

MPI_L = The Materials Cost Index for steel as published by the Engineering News-Record for the month prior to the letting for work paid for at the contract price; or for the month the agreed unit price letter is submitted by the Contractor for extra work paid for by agreed unit price,. The indices will be converted from dollars per 100 lb to dollars per lb (kg).

The unit weights (masses) of steel that will be used to calculate the steel cost adjustment for the various items are shown in the attached table.

No steel cost adjustment will be made for any products manufactured from steel having a mill shipping date prior to the letting date.

If the Contractor fails to provide the required documentation, the method of adjustment will be calculated as described above; however, the MPI_M will be based on the date the steel arrives at the job site. In this case, an adjustment will only be made when there is a decrease in steel costs.

Basis of Payment. Steel cost adjustments may be positive or negative but will only be made when there is a difference between the MPI_L and MPI_M in excess of five percent, as calculated by:

$$\text{Percent Difference} = \{(MPI_L - MPI_M) \div MPI_L\} \times 100$$

Steel cost adjustments will be calculated by the Engineer and will be paid or deducted when all other contract requirements for the items of work are satisfied. Adjustments will only be made for fluctuations in the cost of the steel as described herein. No adjustment will be made for changes in the cost of manufacturing, fabrication, shipping, storage, etc.

The adjustments shall not apply during contract time subject to liquidated damages for completion of the entire contract.

Attachment

Item	Unit Mass (Weight)
Metal Piling (excluding temporary sheet piling)	
Furnishing Metal Pile Shells 12 in. (305 mm), 0.179 in. (3.80 mm) wall thickness)	23 lb/ft (34 kg/m)
Furnishing Metal Pile Shells 12 in. (305 mm), 0.250 in. (6.35 mm) wall thickness)	32 lb/ft (48 kg/m)
Furnishing Metal Pile Shells 14 in. (356 mm), 0.250 in. (6.35 mm) wall thickness)	37 lb/ft (55 kg/m)
Other piling	See plans
Structural Steel	See plans for weights (masses)
Reinforcing Steel	See plans for weights (masses)
Dowel Bars and Tie Bars	6 lb (3 kg) each
Mesh Reinforcement	63 lb/100 sq ft (310 kg/sq m)
Guardrail	
Steel Plate Beam Guardrail, Type A w/steel posts	20 lb/ft (30 kg/m)
Steel Plate Beam Guardrail, Type B w/steel posts	30 lb/ft (45 kg/m)
Steel Plate Beam Guardrail, Types A and B w/wood posts	8 lb/ft (12 kg/m)
Steel Plate Beam Guardrail, Type 2	305 lb (140 kg) each
Steel Plate Beam Guardrail, Type 6	1260 lb (570 kg) each
Traffic Barrier Terminal, Type 1 Special (Tangent)	730 lb (330 kg) each
Traffic Barrier Terminal, Type 1 Special (Flared)	410 lb (185 kg) each
Steel Traffic Signal and Light Poles, Towers and Mast Arms	
Traffic Signal Post	11 lb/ft (16 kg/m)
Light Pole, Tenon Mount and Twin Mount, 30 - 40 ft (9 - 12 m)	14 lb/ft (21 kg/m)
Light Pole, Tenon Mount and Twin Mount, 45 - 55 ft (13.5 - 16.5 m)	21 lb/ft (31 kg/m)
Light Pole w/Mast Arm, 30 - 50 ft (9 - 15.2 m)	13 lb/ft (19 kg/m)
Light Pole w/Mast Arm, 55 - 60 ft (16.5 - 18 m)	19 lb/ft (28 kg/m)
Light Tower w/Luminaire Mount, 80 - 110 ft (24 - 33.5 m)	31 lb/ft (46 kg/m)
Light Tower w/Luminaire Mount, 120 - 140 ft (36.5 - 42.5 m)	65 lb/ft (97 kg/m)
Light Tower w/Luminaire Mount, 150 - 160 ft (45.5 - 48.5 m)	80 lb/ft (119 kg/m)
Metal Railings (excluding wire fence)	
Steel Railing, Type SM	64 lb/ft (95 kg/m)
Steel Railing, Type S-1	39 lb/ft (58 kg/m)
Steel Railing, Type T-1	53 lb/ft (79 kg/m)
Steel Bridge Rail	52 lb/ft (77 kg/m)
Frames and Grates	
Frame	250 lb (115 kg)
Lids and Grates	150 lb (70 kg)

SWPPP



Storm Water Pollution Prevention Plan



Route FAP 331	Marked Route IL 13	Section (5-3)R-1,N-1,B-5,BR-1,B-6,BR-2
Project Number	County Jackson	Contract Number 78295

This plan has been prepared to comply with the provisions of the National Pollutant Discharge Elimination System (NPDES) Permit No. ILR10 (Permit ILR10), issues by the Illinois Environmental Protection Agency (IEPA) for storm water discharges from construction site activities.

I certify under penalty of law that this document and all attachments were prepared under my direction or supervision in accordance with a system designed to assure that qualified personnel properly gathered and evaluated the information submitted. Based on my inquiry of the person or persons who manage the system, or those persons directly responsible for gathering the information, the information submitted is, to the best of my knowledge and belief, true, accurate and complete. I am aware that there are significant penalties for submitting false information, including the possibility of fine and imprisonment for knowing violations.

Print Name Jeffrey L. Keirn, P.E.	Title Region Five Engineer	Agency IDOT
Signature <i>Jeffrey L. Keirn</i>	Date 3/20/18	

I. Site Description

- A. Provide a description of the project location (include latitude and longitude):
 This project is located on IL 13 in Jackson county between Giant City Road and Reed Station Road.
- B. Provide a description of the construction activity which is subject of this plan:
 2 bridge replacements, rehabilitation of two bridges and additional EB and WB lanes of IL 13 to accommodate the bridge stage construction. 37°44'25" N 89°10'24 W
- C. Provide the estimated duration of this project:
 This project is on the June 15, 2018 letting and has 270 working days.
- D. The total area of the construction site is estimated to be 28.03 acres.
 The total area of the site estimated to be disturbed by excavation, grading or other activities is 13.49 acres.
- E. The following is a weighted average of the runoff coefficient for this project after construction activities are completed:
 The runoff coefficients C=0.49 Rational Method
- F. List all soils found within project boundaries. Include map unit name, slope information and erosivity:
 Jackson County, Carbondale NE Quad Quadrangle
 84A, Okaw silt loam, 0 to 2 percent slope
 7122D3, Colp Silty Clay Loam, 10 to 18 percent, severely eroded, rarely flooded
 3787A, Banlic silt loam, 0 to 2 percent slopes, frequently flooded
 3382A, Belknap silt loam, 0 to 2 percent slopes, frequently flooded
 338A, Hurst silt loam, 0 to 2 percent slopes
 801B, Orthents, silty, undulating
 7122D, Colp silt loam, 10 to 18 percent slopes, rarely flooded

G. Provide an aerial extent of wetland acreage at the site:

**acres.

H. Provide a description of potentially erosive areas associated with this project:

The areas effected will be ditch cuts and new fill slopes. Ditch front slopes will vary from 6:1 to 2.5:1, with var. back slopes from 2.5:1 to 3:1. The fill slopes involved will also range from 6:1 to 3:1.

I. The following is a description of soil disturbing activities by stages, their locations, and their erosive factors (e.g. steepness of slopes, length of scopes, etc.):

Stage 1 will involve median shoulder and inside lane widening and will produce little to no erosion. Stage 2 will involve the completion of all ditch cuts and fill slopes in the WB direction. Stage 3 will include the construction of the median crossover pavement and will produce little erosion. Stage 4 will involve the completion of all remaining IL13EB work including the majority of ditch cuts and fill slopes in the EB direction. All ditch cuts and fill slopes in both the WB and EB direction range from 6:1 to 3:1.

J. See the erosion control plans and/or drainage plans for this contract for information regarding drainage patterns, approximate slopes anticipated before and after major grading activities, locations where vehicles enter or exit the site and controls to prevent off site sediment tracking (to be added after contractor identifies locations), areas of soil disturbance, the location of major structural and non-structural controls identified in the plan, the location of areas where stabilization practices are expected to occur, surface waters (including wetlands) and locations where storm water is discharged to surface water including wetlands.

K. Identify who owns the drainage system (municipality or agency) this project will drain into:

All areas that are to be affected are on State of IL right of way (IDOT District 9)

L. The following is a list of General NPDES ILR40 permittees within whose reporting jurisdiction this project is located.

LR400493 ILLINOIS DEPARTMENT OF TRANSPORTATION

M. The following is a list of receiving water(s) and the ultimate receiving water(s) for this site. The location of the receiving waters can be found on the erosion and sediment control plans:

Crab Orchard Creek

N. Describe areas of the site that are to be protected or remain undisturbed. These areas may include steep slopes, highly erodible soils, streams, stream buffers, specimen trees, natural vegetation, nature preserves, etc.

Natural vegetation outside the limits of the construction shall remain undisturbed and act as a buffer strip prior to storm water runoff leaving the IDOT right of way

O. The following sensitive environmental resources are associated with this project, and may have the potential to be impacted by the proposed development:

- Floodplain
- Wetland Riparian
- Threatened and Endangered Species
- Historic Preservation
- 303(d) Listed receiving waters for suspended solids, turbidity, or siltation
- Receiving waters with Total Maximum Daily Load (TMDL) for sediment, total suspended solids, turbidity, or siltation
- Applicable Federal, Tribal, State or Local Programs
- Other

1. 303(d) Listed receiving waters (fill out this section if checked above):

Crab Orchard Creek

a. The name(s) of the listed water body, and identification of all pollutants causing impairment:

Crab Orchard Creek, pH, Manganese, Total Phosphorus

b. Provide a description of how erosion and sediment control practices will prevent a discharge of sediment resulting from a storm event equal to or greater than a twenty-five (25) year, twenty-four (24) hour rainfall event:

Perimeter erosion barrier will be constructed around the construction zone including the bottom of the bridge cones to minimize sediment and other pollutants from entering the river. Erosion control blanket along with temporary ditch checks will be placed the width of all ditch bottoms to minimize sediment runoff. Inlet protection will be installed at all drainage structures and riprap will be placed on the bridge cones. Temporary seeding and mulch will be applied multiple times throughout the duration of the project.

c. Provide a description of the location(s) of direct discharge from the project site to the 303(d) water body:

Drainage ditches from the east and west of the Crab Orchard Creek run parallel to the route on both the north and south sides of the roadway and also in the median. At various locations there are drainage structures that collect runoff within the median and outlet to the outside ditches. All these drainage runs outlet into Crab Orchard Creek at the location of Structures 039-0061 and 039-0079.

d. Provide a description of the location(s) of any dewatering discharges to the MS4 and/or water body:

N/A

2. TMDL (fill out this section if checked above)

a. The name(s) of the listed water body:

Crab Orchard Creek

b. Provide a description of the erosion and sediment control strategy that will be incorporated into the site design that is consistent with the assumptions and requirements of the TMDL:

Perimeter erosion barrier will be constructed around the construction zone including the bottom of the bridge cones to minimize sediment and other pollutants from entering the river. Erosion control blanket along with temporary ditch checks will be placed the width of all ditch bottoms to minimize sediment runoff. Inlet protection will be installed at all drainage structures and riprap will be placed on the bridge cones. Temporary seeding and mulch will be applied multiple times throughout the duration of the project.

c. If a specific numeric waste load allocation has been established that would apply to the project's discharges, provide a description of the necessary steps to meet the allocation:

Contract special provisions charge the Contractor with soil testing to determine that minimum amount of fertilizers required to sustain growth for the specified seeding mix. The installation, implementation and maintenance of the above detailed erosion control methods will also help to ensure that the proposed activities will minimize the loading of those pollutants which are in the cause of water quality impairment.

P. The following pollutants of concern will be associated with this construction project:

- | | |
|---|--|
| <input checked="" type="checkbox"/> Soil Sediment | <input checked="" type="checkbox"/> Petroleum (gas, diesel, oil, kerosene, hydraulic oil / fluids) |
| <input checked="" type="checkbox"/> Concrete | <input checked="" type="checkbox"/> Antifreeze / Coolants |
| <input checked="" type="checkbox"/> Concrete Truck waste | <input checked="" type="checkbox"/> Waste water from cleaning construction equipment |
| <input checked="" type="checkbox"/> Concrete Curing Compounds | <input type="checkbox"/> Other (specify) _____ |
| <input checked="" type="checkbox"/> Solid waste Debris | <input type="checkbox"/> Other (specify) _____ |
| <input checked="" type="checkbox"/> Paints | <input type="checkbox"/> Other (specify) _____ |
| <input type="checkbox"/> Solvents | <input type="checkbox"/> Other (specify) _____ |
| <input checked="" type="checkbox"/> Fertilizers / Pesticides | <input type="checkbox"/> Other (specify) _____ |

II. Controls

This section of the plan addresses the controls that will be implemented for each of the major construction activities described in I.C. above and for all use areas, borrow sites, and waste sites. For each measure discussed, the Contractor will be responsible for its implementation as indicated. The Contractor shall provide to the Resident Engineer a plan for the implementation of the measures indicated. The Contractor and subcontractors, will notify the Resident Engineer of any proposed changes, maintenance, or modifications to keep construction activities compliant with the Permit ILR10. Each such Contractor has signed the required certification on forms which are attached to, and are a part of, this plan:

- A. **Erosion and Sediment Controls:** At a minimum, controls must be coordinated, installed, and maintained to:
1. Minimize the amount of soil exposed during construction activity;
 2. Minimize the disturbance of steep slopes;
 3. Maintain natural buffers around surface waters, direct storm water to vegetated areas to increase sediment removal and maximize storm water infiltration, unless infeasible;
 4. Minimize soil compaction and, unless infeasible, preserve topsoil.
- B. **Stabilization Practices:** Provided below is a description of interim and permanent stabilization practices, including site- specific scheduling of the implementation of the practices. Site plans will ensure that existing vegetation is preserved where attainable and disturbed portions of the site will be stabilized. Stabilization practices may include but are not limited to: temporary seeding, permanent seeding, mulching, geotextiles, sodding, vegetative buffer strips, protection of trees, preservation of mature vegetation, and other appropriate measures. Except as provided below in II(B)(1) and II(B)(2), stabilization measures shall be initiated **immediately** where construction activities have temporarily or permanently ceased, but in no case more than **one (1) day** after the construction activity in that portion of the site has temporarily or permanently ceases on all disturbed portions of the site where construction will not occur for a period of fourteen (14) or more calendar days.
1. Where the initiation of stabilization measures is precluded by snow cover, stabilization measures shall be initiated as soon as practicable.
 2. On areas where construction activity has temporarily ceased and will resume after fourteen (14) days, a temporary stabilization method can be used.

The following stabilization practices will be used for this project:

- | | |
|---|--|
| <input type="checkbox"/> Preservation of Mature Vegetation | <input checked="" type="checkbox"/> Erosion Control Blanket / Mulching |
| <input type="checkbox"/> Vegetated Buffer Strips | <input type="checkbox"/> Sodding |
| <input type="checkbox"/> Protection of Trees | <input type="checkbox"/> Geotextiles |
| <input checked="" type="checkbox"/> Temporary Erosion Control Seeding | <input type="checkbox"/> Other (specify) _____ |
| <input checked="" type="checkbox"/> Temporary Turf (Seeding, Class 7) | <input type="checkbox"/> Other (specify) _____ |
| <input checked="" type="checkbox"/> Temporary Mulching | <input type="checkbox"/> Other (specify) _____ |
| <input checked="" type="checkbox"/> Permanent Seeding | <input type="checkbox"/> Other (specify) _____ |

Describe how the stabilization practices listed above will be utilized during construction:

The erosion control plan included in the plans contains the locations and types of stabilization practices to use.

Describe how the stabilization practices listed above will be utilized after construction activities have been completed:

- C. **Structural Practices:** Provided below is a description of structural practices that will be implemented, to the degree attainable, to divert flows from exposed soils, store flows or otherwise limit runoff and the discharge of pollutants from exposed areas of the site. Such practices may include but are not limited to: perimeter erosion barrier, earth dikes, drainage swales, sediment traps, ditch checks, subsurface drains, pipe slope drains, level spreaders, storm drain inlet protection, rock outlet protection, reinforced soil retaining systems, gabions, and temporary or permanent sediment basins. The installation of these devices may be subject to Section 404 of the Clean Water Act.

The following stabilization practices will be used for this project:

- | | |
|---|---|
| <input checked="" type="checkbox"/> Perimeter Erosion Barrier | <input type="checkbox"/> Rock Outlet Protection |
| <input checked="" type="checkbox"/> Temporary Ditch Check | <input checked="" type="checkbox"/> Riprap |

- | | |
|--|---|
| <input type="checkbox"/> Storm Drain Inlet Protection | <input type="checkbox"/> Gabions |
| <input type="checkbox"/> Sediment Trap | <input type="checkbox"/> Slope Mattress |
| <input type="checkbox"/> Temporary Pipe Slope Drain | <input type="checkbox"/> Retaining Walls |
| <input type="checkbox"/> Temporary Sediment Basin | <input type="checkbox"/> Slope Walls |
| <input type="checkbox"/> Temporary Stream Crossing | <input type="checkbox"/> Concrete Revetment Mats |
| <input type="checkbox"/> Stabilized Construction Exits | <input type="checkbox"/> Level Spreaders |
| <input type="checkbox"/> Turf Reinforcement Mats | <input checked="" type="checkbox"/> Other (specify) Concrete washout facilities |
| <input type="checkbox"/> Permanent Check Dams | <input type="checkbox"/> Other (specify) _____ |
| <input type="checkbox"/> Permanent Sediment Basin | <input type="checkbox"/> Other (specify) _____ |
| <input type="checkbox"/> Aggregate Ditch | <input type="checkbox"/> Other (specify) _____ |
| <input type="checkbox"/> Paved Ditch | <input type="checkbox"/> Other (specify) _____ |

Describe how the structural practices listed above will be utilized during construction:

The erosion control plan included in the plan set contains the location and types of structural practices.

Describe how the structural practices listed above will be utilized after construction activities have been completed:

D. Treatment Chemicals

Will polymer flocculents or treatment chemicals be utilized on this project: Yes No

If yes above, identify where and how polymer flocculents or treatment chemicals will be utilized on this project.

E. Permanent Storm Water Management Controls: Provided below is a description of measures that will be installed during the construction process to control volume and pollutants in storm water discharges that will occur after construction operations have been completed. The installation of these devices may be subject to Section 404 of the Clean Water act.

- Such practices may include but are not limited to: storm water detention structures (including wet ponds), storm water retention structures, flow attenuation by use of open vegetated swales and natural depressions, infiltration of runoff on site, and sequential systems (which combine several practices).

The practices selected for implementation were determined on the basis of the technical guidance in Chapter 41 (Construction Site Storm Water Pollution Control) of the IDOT Bureau of Design & Environment Manual. If practices other than those discussed in Chapter 41 are selected for implementation or if practices are applied to situations different from those covered in Chapter 41, the technical basis for such decisions will be explained below.

- Velocity dissipation devices will be placed at discharge locations and along the length of any outfall channel as necessary to provide a non-erosive velocity flow from the structure to a water course so that the natural physical and biological characteristics and functions are maintained and protected (e.g. maintenance of hydrologic conditions such as the hydroperiod and hydrodynamics present prior to the initiation of construction activities).

Description of permanent storm water management controls:

Vegetated ditches will be used along all ditch bottoms

F. Approved State or Local Laws: The management practices, controls, and provisions contained in this plan will be in accordance with IDOT specifications, which are at least as protective as the requirements contained in the Illinois Environmental Protection Agency's Illinois Urban Manual. Procedures and requirements specified in applicable sediment and erosion site plans or storm water management plans approved by local officials shall be described or incorporated by reference in the space provided below. Requirements specified in sediment and erosion site plans, site permits, storm water management site plans or site permits approved by local officials that are applicable to protecting surface water resources are, upon submittal of an NOI, to be authorized to discharge under the Permit ILR10 incorporated by reference and are enforceable under this permit even if they are not specifically included in the plan.

Description of procedures and requirements specified in applicable sediment and erosion site plans or storm water management plans approved by local officials:

N/A

G. **Contractor Required Submittals:** Prior to conducting any professional services at the site covered by this plan, the Contractor and each subcontractor responsible for compliance with the permit shall submit to the Resident Engineer a Contractor Certification Statement, BDE 2342a.

1. The Contractor shall provide a construction schedule containing an adequate level of detail to show major activities with implementation of pollution prevention BMPs, including the following items:
 - Approximate duration of the project, including each stage of the project
 - Rainy season, dry season, and winter shutdown dates
 - Temporary stabilization measures to be employed by contract phases
 - Mobilization time frame
 - Mass clearing and grubbing/roadside clearing dates
 - Deployment of Erosion Control Practices
 - Deployment of Sediment Control Practices (including stabilized construction entrances/exits)
 - Deployment of Construction Site Management Practices (including concrete washout facilities, chemical storage, refueling locations, etc.)
 - Paving, saw-cutting, and any other pavement related operations
 - Major planned stockpiling operations
 - Time frame for other significant long-term operations or activities that may plan non-storm water discharges such as dewatering, grinding, etc.
 - Permanent stabilization activities for each area of the project
2. The Contractor and each subcontractor shall provide, as an attachment to their signed Contractor Certification Statement, a discussion of how they will comply with the requirements of the permit in regard to the following items and provide a graphical representation showing location and type of BMPs to be used when applicable:
 - Vehicle Entrances and Exits - Identify type and location of stabilized construction entrances and exits to be used and how they will be maintained.
 - Material delivery, Storage, and Use - Discuss where and how materials including chemicals, concrete curing compounds, petroleum products, etc. will be stored for this project.
 - Stockpile Management - Identify the location of both on-site and off-site stockpiles. Discuss what BMPs will be used to prevent pollution of storm water from stockpiles.
 - Waste Disposal - Discuss methods of waste disposal that will be used for this project.
 - Spill Prevention and Control - Discuss steps that will be taken in the event of a material spill (chemicals, concrete curing compounds, petroleum, etc.).
 - Concrete Residuals and Washout Wastes - Discuss the location and type of concrete washout facilities to be used on this project and how they will be signed and maintained.
 - Litter Management - Discuss how litter will be maintained for this project (education of employees, number of dumpsters, frequency of dumpster pick-up, etc.).
 - Vehicle and Equipment Cleaning and Maintenance - Identify where equipment cleaning and maintenance locations for this project and what BMPs will be used to ensure containment and spill prevention.
 - Dewatering Activities - Identify the controls which will be used during dewatering operations to ensure sediments will not leave the construction site.
 - Polymer Flocculants and Treatment Chemicals - Identify the use and dosage of treatment chemicals and provide the Resident Engineer with Material Safety Data Sheets. Describe procedures on how the chemicals will be used and identify who will be responsible for the use and application of these chemicals. The selected individual must be trained on the established procedures.
 - Additional measures indicated in the plan.

III. Maintenance

When requested by the Contractor, the Resident Engineer will provide general maintenance guides to the Contractor for the practices associated with this project. The following additional procedures will be used to maintain, in good and effective operating conditions, the vegetation, erosion and sediment control measures and other protective measures identified in this plan. It will be Contractor's responsibility to attain maintenance guidelines for any manufactured BMPs which are to be installed and maintained per manufacture's specifications.

All erosion control devices will be maintained in accordance with Article 280.05 of the Standard Specifications for Road and Bridge Construction in Illinois.

IV. Inspections

Qualified personnel shall inspect disturbed areas of the construction site which have not yet been finally stabilized, structural control measures, and locations where vehicles and equipment enter and exit the site using IDOT Storm Water Pollution Prevention Plan Erosion Control Inspection Report (BC 2259). Such inspections shall be conducted at least once every seven (7) calendar days and within twenty-four (24) hours of the end of a storm or by the end of the following business or work day that is 0.5 inch or greater or equivalent snowfall.

Inspections may be reduced to once per month when construction activities have ceased due to frozen conditions. Weekly inspections will recommence when construction activities are conducted, or if there is 0.5" or greater rain event, or a discharge due to snowmelt occurs.

If any violation of the provisions of this plan is identified during the conduct of the construction work covered by this plan, the Resident Engineer shall notify the appropriate IEPA Field Operations Section office by e-mail at: epa.swnoncomp@illinois.gov, telephone or fax within twenty-four (24) hours of the incident. The Resident Engineer shall then complete and submit an "Incidence of Non-Compliance" (ION) report for the identified violation within five (5) days of the incident. The Resident Engineer shall use forms provided by IEPA and shall include specific information on the cause of noncompliance, actions which were taken to prevent any further causes of noncompliance, and a statement detailing any environmental impact which may have resulted from the noncompliance. All reports of non-compliance shall be signed by a responsible authority in accordance with Part VI. G of the Permit ILR10.

The Incidence of Non-Compliance shall be mailed to the following address:

Illinois Environmental Protection Agency
Division of Water Pollution Control
Attn: Compliance Assurance Section
1021 North Grand East
Post Office Box 19276
Springfield, Illinois 62794-9276

Additional Inspections Required:

N/A

V. Failure to Comply

Failure to comply with any provisions of this Storm Water Pollution Prevention Plan will result in the implementation of a National Pollutant Discharge Elimination System/Erosion and Sediment Control Deficiency Deduction against the Contractor and/or penalties under the Permit ILR10 which could be passed on to the Contractor.



Contractor Certification Statement



Prior to conducting any professional services at the site covered by this contract, the Contractor and every subcontractor must complete and return to the Resident Engineer the following certification. A separate certification must be submitted by each firm. Attach to this certification all items required by Section II.G of the Storm Water Pollution Prevention Plan (SWPPP) which will be handled by the Contractors/subcontractor completing this form.

Route FAP 331	Marked Route IL 13	Section (5-3)R-1,N-1,B-5,BR-1,B-6,BR-2
Project Number	County Jackson	Contract Number 78295

This certification statement is a part of SWPPP for the project described above, in accordance with the General NPDES Permit No. ILR10 issued by the Illinois Environmental Protection Agency.

I certify under penalty of law that I understand the terms of the Permit No. ILR10 that authorizes the storm water discharges associated with industrial activity from the construction site identified as part of this certification.

In addition, I have read and understand all of the information and requirements stated in SWPPP for the above mentioned project; I have received copies of all appropriate maintenance procedures; and, I have provided all documentation required to be in compliance with the Permit ILR10 and SWPPP and will provide timely updates to these documents as necessary.

- Contractor
- Sub-Contractor

Print Name	Signature
Title	Date
Name of Firm	Telephone
Street Address	City/State/Zip

Items which the Contractor/subcontractor will be responsible for as required in Section II.G. of SWPPP:

404 PERMIT



REPLY TO
ATTENTION OF:

DEPARTMENT OF THE ARMY
ST. LOUIS DISTRICT CORPS OF ENGINEERS
1222 SPRUCE STREET
ST. LOUIS, MISSOURI 63103-2833

May 4, 2017

Regulatory Branch
File Number: MVS-2017-190

Mr. Jeffrey L. Keirn
Illinois Department of Transportation
2801 W. Murphysboro Road
Carbondale, Illinois 62888

Dear Mr. Keirn:

We have reviewed your application in regard to the project known as *IL 13 Giant City Road to Reed Station Road and Campground Drive to Greenbriar Road, Frontage Road, Jackson and Williamson Counties, Illinois*. These two projects are two phases of IDOT's IL 13 Carbondale to Carterville Lane Expansion Project.

IL 13 Giant City Road to Reed Station Road: The work will require the expansion of the IL 13 from four lanes to six lanes, beginning just east of Giant City Road and ending at Reed Station Road in Carbondale. The expansion will include an off road bicycle/pedestrian trail, bridge expansion and replacement, as well as drainage structure adjustments/replacements. The expansion work for this phase will impact five wetlands. Based on the proposed plan 0.024-acre of wetland 1, 0.027-acre of wetland 3, 0.42-acre of wetland 4, 0.08-acre of wetland 5, 0.23-acre of wetland 6 will be impacted. Additionally, the expansion work will require the expansion of the dual westbound bridge structures crossing Crab Orchard Creek and replacement of eastbound bridge structure to accommodate the extra lanes. The expanded structure and new structure will be placed on piers within Crab Orchard Creek and will require the placement of graded stone within the channel to prevent erosion and scour below the structures. More specifically, the project is located within Sections 13 and 14, Township 09 South, Range 01 West of the 3rd Principal Meridian, Jackson County, Illinois.

Campground Drive to Greenbriar Road, Frontage Road: The proposed work requires the construction of a new, safer frontage road from Greenbriar Road, through Crab Orchard National Wildlife Refuge property, to Campground Drive. The work involves the construction of a two-lane frontage road, including the installation of culverts for drainage and a 10-foot wide multi-use, concrete trail. Three wetlands will be impacted by the construction of the frontage road. Based on the proposed plan 0.12-acre of wetland 9, 0.05-acre of wetland 18, 0.07-acre of wetland 20 will be impacted.

The Corps of Engineers has determined that this activity is authorized under Section 404 of the Clean Water Act by existing Department of the Army nationwide permits for Linear Transportation Projects, as described in the January 6, 2017, Federal Register, Reissuance of Nationwide Permits; Notice (82 FR 1987), Appendix A (B) (14). This NWP verification is valid until March 18, 2022, unless the District Engineer modifies, suspends, or revokes the nationwide

2

permit authorization in accordance with 33 CFR 330.5(d). If you commence, or are under contract to commence, this activity before the Nationwide Permit expires, you will have 12 months from that date to complete the activity under the present terms and conditions of this NWP. Enclosed is a copy of the nationwide permit and conditions and management practices with which you must comply. **The District Engineer has further conditioned the permit to include the following special conditions:**

1. **The permittee shall provide compensatory mitigation for permanent impacts to 1.021-acres of wetlands through the following option: The permittee shall withdraw compensatory wetland mitigation credit from the Little Muddy Wetland and Stream Mitigation Bank (LMWSMB). On March 22, 2017 IDOT withdrew 2.55 wetland credits from the LMWSMB for impacts for all phases the IL 13 Expansion project. In addition, IDOT proposes to complete permittee-responsible wetland mitigation for impacts on the Crab Orchard National Wildlife Refuge property. Approximately 39-acres of wet grassland will be constructed on refuge property, just east of the project location.**
2. **The Federally Endangered Indiana Bat (*Myotis sodalis*), Gray Bat (*Myotis grisescens*) and the threatened Northern Long-eared Bat (*Myotis septentrionalis*) are found in stream corridors and forested areas throughout Jackson and Williamson County. Measures to minimize the potential take of the Indiana bat or Northern Long-eared Bat shall be performed by clearing trees outside of the reproductive season. If tree clearing is necessary, it SHALL NOT occur during the April 1 thru September 30th time frame to avoid impacting the Indiana, Gray and Northern Long-eared bats.**
3. **All unused excavated material shall be placed on an upland site and should not impact any jurisdictional waters of the United States. If you believe you may impact any wetlands or jurisdictional waters with the remaining excavated material you shall contact our office prior to completing the work.**
4. **That the Permittee notify the Corps should any change in size, location of methods to accomplish the work occur. Changes could potentially require additional authorizations from the Corps as well as other federal, state or local agencies.**
5. **Any disturbed areas shall be re-vegetated with native species to minimize erosion and soil run-off.**
6. **All terms and conditions of the water quality certification issued by the State of Illinois under Section 401 of the Clean Water Act are hereby incorporated and made conditions of this permit.**

In accordance with General Condition number 30 of the Nationwide Permit, a compliance certification (Attachment A of this package) must be completed within 30 days of project completion or the permit issuance may be revoked and considered null and void.

The Illinois Environmental Protection Agency Division of Water Pollution Control (IEPA/WPC) has conditionally issued general Section 401 Water Quality Certification for this nationwide permit, subject to the special conditions and three general conditions (see enclosure).

3

These conditions are part of the Corps permit. If you have any questions regarding the water quality certification conditions, you may contact Dan Heacock, with IEPA, at 217-782-3362.

You are reminded that the permit is based on submitted plans. Variations from these plans shall constitute a violation of Federal law and may result in the revocation of the permit. If this nationwide permit is modified, reissued, or revoked during this period, the provisions described at 33 CFR 330.6(b) will apply.

If you have any questions, please contact me at (314) 331-8578. Please refer to file number **MVS-2017-190**. The St. Louis District Regulatory Branch is committed to providing quality and timely service to our customers. In an effort to improve customer service, please take a moment to go to our Customer Service Survey found on our web site at http://corpsmapu.usace.army.mil/cm_apex/f?p=regulatory_survey.

Sincerely,



Tyson Zobrist
Illinois Project Manager
Regulatory Branch

CC:

Altman, IDNR-OWR
Heacock, IEPA
Klamm, IDOT
Mangan, USFWS
Speer, USFWS

ATTACHMENT A

COMPLETED WORK CERTIFICATION

Date of Issuance: May 4, 2017

File Number: MVS-2017-190

Name of Permittee: Illinois Department of Transportation

River Basin/County/State: Big Muddy/Jackson, Williamson/Illinois

Project Manager: Tyson Zobrist

Upon completion of this activity authorized by this permit and any mitigation required by the permit, sign this certification and return it to the following address:

**U.S. Army Corps of Engineers
Attn: Regulatory Branch (OD-F)
1222 Spruce Street
St. Louis, Missouri 63103-2833**

(Please note that your permitted activity is subject to a compliance inspection by a U.S. Army Corps of Engineers representative. If you fail to comply with this permit, you are subject to permit suspension, modification or revocation.)

I hereby certify that the work authorized by the above referenced permit has been completed in accordance with the terms and conditions of the said permit, and required mitigation was completed in accordance with the permit conditions.

Signature of Permittee

Date

STATE OF ILLINOIS
CLEAN WATER ACT SECTION 401 WATER QUALITY CERTIFICATION
2017 GENERAL AND SPECIFIC CONDITIONS
NWP 14 – LINEAR TRANSPORTATION PROJECTS

These conditions ensure that the activities carried out under Nationwide Permits (NWPs) do not violate the Water Quality Standards of the State of Illinois resulting in permanent damage to habitat, increased turbidity, reduced bank and channel stability, and/or impacts to the biological and chemical integrity of the waters. These conditions are in addition to, not a replacement for, those conditions included by the federal authorities. Proposed projects authorized by the NWPs listed above that cannot be conducted within the conditions listed below must apply for individual Clean Water Act Section 401 Water Quality Certification.

Applications for certification should be sent to the Illinois Environmental Protection Agency, Division of Water Pollution Control, 1021 North Grand Avenue East, P.O. Box 19276, Springfield, Illinois, 62794-9276. An issued certification becomes part of the Clean Water Act Section 404 Permit. Therefore, it expires with the 404 Permit unless explicitly stated otherwise.

GENERAL CONDITIONS FOR ALL NWPs

1. . An individual 401 water quality certification will be required for any activities permitted under these Nationwide Permits for discharges to waters designated by the State of Illinois as Outstanding Resource Waters under 35 Ill. Adm. Code 302.105(b).
2. Projects requiring authorization under Section 404 of the Clean Water Act must implement Best Management Practices (BMPs) to protect water quality, preserve natural hydrology and minimize the overall impacts to aquatic resources during and after construction. Projects that include a discharge of pollutants to waters that have impaired water quality according to the Illinois Environmental Protection Agency's Section 303(d) list or for which there is an approved Total Maximum Daily Load (TMDL) allocation for any parameter, additional planning will be necessary to ensure that no further degradation of water quality will occur. The TMDL program information and the Agency's 303(d) list of impaired waters are available at <http://www.epa.illinois.gov/topics/water-quality/watershedmanagement/tmdls/index>. For waters that include an approved TMDL the applicant shall incorporate into their plans and BMPs any measures that ensure consistency with the assumptions and requirements of the TMDL within any timeframes established in the TMDL. The applicant must carefully document the justifications for all plans and BMPs, and install, implement and maintain BMPs that are consistent with all relevant pollutant load allocations and conditions in the TMDL implementation plan. If a TMDL has not yet been approved to address water quality impairments that are documented in the Agency's 303(d) List, the applicant shall carefully document the plans and measures that will be implemented to ensure that the proposed activity will not cause additional loading of those pollutants which are the cause of water quality impairment. If the project involves an impaired water listed on the Agency's Section 303(d) list for suspended solids, turbidity, or siltation, measures designed for at least a 25-year, 24-hour rainfall event shall be incorporated.
3. Prior to proceeding with any work in accordance with any Nationwide Permit, potential impacts to threatened or endangered species shall be identified through use of the State's Ecological Compliance Assessment Tool (EcoCAT) at <http://dnrecocat.state.il.us/ecopublic/>. If potential impacts to State threatened or endangered species are identified, the Illinois Department of Natural Resources shall be consulted with.

SPECIFIC CONDITIONS FOR NWP 14 -- Linear Transportation Projects

1. The affected area of the stream channel shall not exceed 300 linear feet, as measured along the stream corridor.
2. Any spoil material excavated, dredged or otherwise produced must not be returned to the waterway but must be deposited in a self-contained area in compliance with all state statutes, as determined by the Illinois EPA.
3. Any backfilling must be done with clean material and placed in a manner to prevent violation of applicable water quality standards.
4. The applicant shall not cause:
 - A. violation of applicable provisions of the Illinois Environmental Protection Act;
 - B. water pollution defined and prohibited by the Illinois Environmental Protection Act;
 - C. violation of applicable water quality standards of the Illinois Pollution Control Board, Title 35, Subtitle C: Water Pollution Rules and Regulation; or
 - D. interference with water use practices near public recreation areas or water supply intakes.
5. All areas affected by construction shall be mulched and seeded as soon after construction as possible. The applicant shall undertake necessary measures and procedures to reduce erosion during construction. Interim measures to prevent erosion during construction shall be taken and may include the installation of sedimentation basins and temporary mulching. All construction within the waterway shall be conducted during zero or low flow conditions. The applicant shall be responsible for obtaining an NPDES Storm Water Permit prior to initiating construction if the construction activity associated with the project will result in the disturbance of 1 (one) or more acres, total land area. An NPDES Storm Water Permit may be obtained by submitting a properly completed Notice of Intent (NOI) form by certified mail to the Agency's Division of Water Pollution Control, Permit Section.
6. The applicant for Nationwide Permit 14 shall implement erosion control measures consistent with the "Illinois Urban Manual" (IEPA/USDA, NRCS; 2016).
7. Temporary work pads, cofferdams, access roads and other temporary fills shall be constructed of clean coarse aggregate or non-erodible non-earthen fill material that will not cause siltation. Sandbags, prefabricated rigid materials, sheet piling, inflatable bladders and fabric lined basins may be used for temporary facilities.
8. The applicant for Nationwide Permit 14 that uses temporary work pads, cofferdams, access roads and other temporary fills in order to perform work in creeks, streams, or rivers shall maintain flow in these waters by utilizing dam and pumping, fluming, culverts or other such techniques.

IDNR OWR FLOODWAY PERMIT



**Illinois Department of
Natural Resources**

One Natural Resources Way Springfield, Illinois 62702-1271
www.dnr.illinois.gov

Bruce Rauner, Governor
Wayne A. Rosenthal, Director

January 23, 2018

RECEIVED
JAN 29 2018

SUBJECT: Permit No. DS2018006
F.A.P. Route 331 (IL 13) Expansion
Crab Orchard Creek
Jackson County

**DEPT OF TRANSPORTATION
CARBONDALE /DISTRICT 9**

Illinois Department of Transportation
Attn: Jeffrey L. Keirn
2801 West Murphysboro Road
Carbondale, Illinois 62888

Dear Mr. Keirn:

Enclosed is Illinois Department of Natural Resources, Office of Water Resources Permit No. DS2018006 authorizing the subject project. This approval is based on: 1) the determination that the project complies with our Part 3700 Floodway Construction rules; and 2) our understanding that IDOT is providing the necessary review and coordination to ensure the project's compliance with the Illinois Endangered Species Protection Act, 520 ILCS 10/11, the Illinois Natural Areas Preservation Act, 525 ILCS 30/17 and the Illinois State Agency Historic Resources Preservation Act, 20 ILCS 3420/4. In addition to the general conditions of the permit, this approval is subject to the following special conditions:


- a) This approval is based, in part, on the compensatory flood storage volume resulting from free-draining excavation. This excavation shall be completed concurrently with fill placement. The compensatory excavation must be kept permanently open and available for flood storage, to preserve the flood storage capacity. If, at any future date the compensatory excavation is to be modified, prior written approval should be secured from the Illinois Department of Natural Resources, Office of Water Resources.
- b) All excess excavated material shall be removed from the floodway.

This permit does not supersede any other federal, state or local authorizations that may be required for the project. If any changes of the permitted work are found necessary, revised plans should be submitted promptly to this office for review and approval. Also, this permit expires on the date indicated in Condition (13). If unable to complete the work by that date, the permittee may make a written request for a time extension.

Illinois Department of Transportation
January 23, 2018
Page 2

Please feel free to contact Jesse Tinch of my staff at 217/782-4545 if you have any questions concerning this authorization.

Sincerely,



~~Stephen C. Altman, P.E., CFM~~
Acting Manager, Division of Resource Management

SCA:JST:cjp

Enclosure

cc: USACE, St. Louis District (Regulatory Branch)



PERMIT NO. DS2018006
DATE: January 23, 2018

State of Illinois
Department of Natural Resources, Office of Water Resources

Permission is hereby granted to:


ILLINOIS DEPARTMENT OF TRANSPORTATION
2801 WEST MURPHYSBORO ROAD
CARBONDALE, ILLINOIS 62888

to widen the roadway, excavate, construct a bicycle/pedestrian path, perform construction associated with widening the bridges, place riprap, and modify/replace drainage structures in the floodway of Crab Orchard Creek in Section 14, Township 9 South, Range 1 West in Jackson County,


in accordance with an application dated April 28, 2017, and the plans and specifications entitled:

F.A.P. RTE. 331 SECTIONS (5-3)R-1,N-1,B-5,BR-1,B-6,BR-2
PLAN PROFILE/IL 13 WEST BOUND (Sheets 40 to 41, Plot Date 12/20/2017);
PLAN PROFILE/IL 13 EAST BOUND (Sheets 43 to 44, Plot Date 12/20/2017);
IL 13 WESTBOUND (Station 64+00.00 R1 to Station 95+00.00 R1, Plot Date 12/18/2017);
IL 13 EASTBOUND (Station 64+00.00 R1 to Station 92+50.00 R1, Plot Date 12/18/2017);
GENERAL PLAN STRUCTURE NO. 039-0061 (Received via email 1/17/2018);
GENERAL PLAN STRUCTURE NO. 039-0062 (Received via email 1/17/2018);
GENERAL PLAN STRUCTURE NO. 039-0078 (Received via email 1/17/2018); and
GENERAL PLAN STRUCTURE NO. 039-0079 (Received via email 1/17/2018).


Examined and Recommended:


Stephen C. Altman, Acting Manager
Division of Resource Management

Approval Recommended:


Loren A. Wobig, Director
Office of Water Resources

Approved:


Wayne A. Rosenthal, Director
Department of Natural Resources

This PERMIT is subject to the terms and special conditions contained herein.

**REQUIRED CONTRACT PROVISIONS
FEDERAL-AID CONSTRUCTION CONTRACTS**

- I. General
- II. Nondiscrimination
- III. Nonsegregated Facilities
- IV. Davis-Bacon and Related Act Provisions
- V. Contract Work Hours and Safety Standards Act Provisions
- VI. Subletting or Assigning the Contract
- VII. Safety: Accident Prevention
- VIII. False Statements Concerning Highway Projects
- IX. Implementation of Clean Air Act and Federal Water Pollution Control Act
- X. Compliance with Governmentwide Suspension and Debarment Requirements
- XI. Certification Regarding Use of Contract Funds for Lobbying

ATTACHMENTS

A. Employment and Materials Preference for Appalachian Development Highway System or Appalachian Local Access Road Contracts (included in Appalachian contracts only)

I. GENERAL

1. Form FHWA-1273 must be physically incorporated in each construction contract funded under Title 23 (excluding emergency contracts solely intended for debris removal). The contractor (or subcontractor) must insert this form in each subcontract and further require its inclusion in all lower tier subcontracts (excluding purchase orders, rental agreements and other agreements for supplies or services).

The applicable requirements of Form FHWA-1273 are incorporated by reference for work done under any purchase order, rental agreement or agreement for other services. The prime contractor shall be responsible for compliance by any subcontractor, lower-tier subcontractor or service provider.

Form FHWA-1273 must be included in all Federal-aid design-build contracts, in all subcontracts and in lower tier subcontracts (excluding subcontracts for design services, purchase orders, rental agreements and other agreements for supplies or services). The design-builder shall be responsible for compliance by any subcontractor, lower-tier subcontractor or service provider.

Contracting agencies may reference Form FHWA-1273 in bid proposal or request for proposal documents, however, the Form FHWA-1273 must be physically incorporated (not referenced) in all contracts, subcontracts and lower-tier subcontracts (excluding purchase orders, rental agreements and other agreements for supplies or services related to a construction contract).

2. Subject to the applicability criteria noted in the following sections, these contract provisions shall apply to all work performed on the contract by the contractor's own organization and with the assistance of workers under the contractor's immediate superintendence and to all work performed on the contract by piecework, station work, or by subcontract.

3. A breach of any of the stipulations contained in these Required Contract Provisions may be sufficient grounds for withholding of progress payments, withholding of final payment, termination of the contract, suspension / debarment or any other action determined to be appropriate by the contracting agency and FHWA.

4. Selection of Labor: During the performance of this contract, the contractor shall not use convict labor for any purpose within the limits of a construction project on a Federal-aid highway unless it is labor

performed by convicts who are on parole, supervised release, or probation. The term Federal-aid highway does not include roadways functionally classified as local roads or rural minor collectors.

II. NONDISCRIMINATION

The provisions of this section related to 23 CFR Part 230 are applicable to all Federal-aid construction contracts and to all related construction subcontracts of \$10,000 or more. The provisions of 23 CFR Part 230 are not applicable to material supply, engineering, or architectural service contracts.

In addition, the contractor and all subcontractors must comply with the following policies: Executive Order 11246, 41 CFR 60, 29 CFR 1625-1627, Title 23 USC Section 140, the Rehabilitation Act of 1973, as amended (29 USC 794), Title VI of the Civil Rights Act of 1964, as amended, and related regulations including 49 CFR Parts 21, 26 and 27; and 23 CFR Parts 200, 230, and 633.

The contractor and all subcontractors must comply with: the requirements of the Equal Opportunity Clause in 41 CFR 60-1.4(b) and, for all construction contracts exceeding \$10,000, the Standard Federal Equal Employment Opportunity Construction Contract Specifications in 41 CFR 60-4.3.

Note: The U.S. Department of Labor has exclusive authority to determine compliance with Executive Order 11246 and the policies of the Secretary of Labor including 41 CFR 60, and 29 CFR 1625-1627. The contracting agency and the FHWA have the authority and the responsibility to ensure compliance with Title 23 USC Section 140, the Rehabilitation Act of 1973, as amended (29 USC 794), and Title VI of the Civil Rights Act of 1964, as amended, and related regulations including 49 CFR Parts 21, 26 and 27; and 23 CFR Parts 200, 230, and 633.

The following provision is adopted from 23 CFR 230, Appendix A, with appropriate revisions to conform to the U.S. Department of Labor (US DOL) and FHWA requirements.

1. Equal Employment Opportunity: Equal employment opportunity (EEO) requirements not to discriminate and to take affirmative action to assure equal opportunity as set forth under laws, executive orders, rules, regulations (28 CFR 35, 29 CFR 1630, 29 CFR 1625-1627, 41 CFR 60 and 49 CFR 27) and orders of the Secretary of Labor as modified by the provisions prescribed herein, and imposed pursuant to 23 U.S.C. 140 shall constitute the EEO and specific affirmative action standards for the contractor's project activities under this contract. The provisions of the Americans with Disabilities Act of 1990 (42 U.S.C. 12101 et seq.) set forth under 28 CFR 35 and 29 CFR 1630 are incorporated by reference in this contract. In the execution of this contract, the contractor agrees to comply with the following minimum specific requirement activities of EEO:

a. The contractor will work with the contracting agency and the Federal Government to ensure that it has made every good faith effort to provide equal opportunity with respect to all of its terms and conditions of employment and in their review of activities under the contract.

b. The contractor will accept as its operating policy the following statement:

"It is the policy of this Company to assure that applicants are employed, and that employees are treated during employment, without regard to their race, religion, sex, color, national origin, age or disability. Such action shall include: employment, upgrading, demotion, or transfer; recruitment or recruitment advertising; layoff or termination; rates of pay or other forms of compensation; and selection

for training, including apprenticeship, pre-apprenticeship, and/or on-the-job training."

2. EEO Officer: The contractor will designate and make known to the contracting officers an EEO Officer who will have the responsibility for and must be capable of effectively administering and promoting an active EEO program and who must be assigned adequate authority and responsibility to do so.

3. Dissemination of Policy: All members of the contractor's staff who are authorized to hire, supervise, promote, and discharge employees, or who recommend such action, or who are substantially involved in such action, will be made fully cognizant of, and will implement, the contractor's EEO policy and contractual responsibilities to provide EEO in each grade and classification of employment. To ensure that the above agreement will be met, the following actions will be taken as a minimum:

a. Periodic meetings of supervisory and personnel office employees will be conducted before the start of work and then not less often than once every six months, at which time the contractor's EEO policy and its implementation will be reviewed and explained. The meetings will be conducted by the EEO Officer.

b. All new supervisory or personnel office employees will be given a thorough indoctrination by the EEO Officer, covering all major aspects of the contractor's EEO obligations within thirty days following their reporting for duty with the contractor.

c. All personnel who are engaged in direct recruitment for the project will be instructed by the EEO Officer in the contractor's procedures for locating and hiring minorities and women.

d. Notices and posters setting forth the contractor's EEO policy will be placed in areas readily accessible to employees, applicants for employment and potential employees.

e. The contractor's EEO policy and the procedures to implement such policy will be brought to the attention of employees by means of meetings, employee handbooks, or other appropriate means.

4. Recruitment: When advertising for employees, the contractor will include in all advertisements for employees the notation: "An Equal Opportunity Employer." All such advertisements will be placed in publications having a large circulation among minorities and women in the area from which the project work force would normally be derived.

a. The contractor will, unless precluded by a valid bargaining agreement, conduct systematic and direct recruitment through public and private employee referral sources likely to yield qualified minorities and women. To meet this requirement, the contractor will identify sources of potential minority group employees, and establish with such identified sources procedures whereby minority and women applicants may be referred to the contractor for employment consideration.

b. In the event the contractor has a valid bargaining agreement providing for exclusive hiring hall referrals, the contractor is expected to observe the provisions of that agreement to the extent that the system meets the contractor's compliance with EEO contract provisions. Where implementation of such an agreement has the effect of discriminating against minorities or women, or obligates the contractor to do the same, such implementation violates Federal nondiscrimination provisions.

c. The contractor will encourage its present employees to refer minorities and women as applicants for employment. Information and procedures with regard to referring such applicants will be discussed with employees.

5. Personnel Actions: Wages, working conditions, and employee benefits shall be established and administered, and personnel actions of every type, including hiring, upgrading, promotion, transfer, demotion, layoff, and termination, shall be taken without regard to race, color, religion, sex, national origin, age or disability. The following procedures shall be followed:

a. The contractor will conduct periodic inspections of project sites to insure that working conditions and employee facilities do not indicate discriminatory treatment of project site personnel.

b. The contractor will periodically evaluate the spread of wages paid within each classification to determine any evidence of discriminatory wage practices.

c. The contractor will periodically review selected personnel actions in depth to determine whether there is evidence of discrimination. Where evidence is found, the contractor will promptly take corrective action. If the review indicates that the discrimination may extend beyond the actions reviewed, such corrective action shall include all affected persons.

d. The contractor will promptly investigate all complaints of alleged discrimination made to the contractor in connection with its obligations under this contract, will attempt to resolve such complaints, and will take appropriate corrective action within a reasonable time. If the investigation indicates that the discrimination may affect persons other than the complainant, such corrective action shall include such other persons. Upon completion of each investigation, the contractor will inform every complainant of all of their avenues of appeal.

6. Training and Promotion:

a. The contractor will assist in locating, qualifying, and increasing the skills of minorities and women who are applicants for employment or current employees. Such efforts should be aimed at developing full journey level status employees in the type of trade or job classification involved.

b. Consistent with the contractor's work force requirements and as permissible under Federal and State regulations, the contractor shall make full use of training programs, i.e., apprenticeship, and on-the-job training programs for the geographical area of contract performance. In the event a special provision for training is provided under this contract, this subparagraph will be superseded as indicated in the special provision. The contracting agency may reserve training positions for persons who receive welfare assistance in accordance with 23 U.S.C. 140(a).

c. The contractor will advise employees and applicants for employment of available training programs and entrance requirements for each.

d. The contractor will periodically review the training and promotion potential of employees who are minorities and women and will encourage eligible employees to apply for such training and promotion.

7. Unions: If the contractor relies in whole or in part upon unions as a source of employees, the contractor will use good faith efforts to obtain the cooperation of such unions to increase opportunities for minorities and women. Actions by the contractor, either directly or through a contractor's association acting as agent, will include the procedures set forth below:

a. The contractor will use good faith efforts to develop, in cooperation with the unions, joint training programs aimed toward qualifying more minorities and women for membership in the unions and increasing the skills of minorities and women so that they may qualify for higher paying employment.

b. The contractor will use good faith efforts to incorporate an EEO clause into each union agreement to the end that such union will be contractually bound to refer applicants without regard to their race, color, religion, sex, national origin, age or disability.

c. The contractor is to obtain information as to the referral practices and policies of the labor union except that to the extent such information is within the exclusive possession of the labor union and such labor union refuses to furnish such information to the contractor, the contractor shall so certify to the contracting agency and shall set forth what efforts have been made to obtain such information.

d. In the event the union is unable to provide the contractor with a reasonable flow of referrals within the time limit set forth in the collective bargaining agreement, the contractor will, through independent recruitment efforts, fill the employment vacancies without regard to race, color, religion, sex, national origin, age or disability; making full efforts to obtain qualified and/or qualifiable minorities and women. The failure of a union to provide sufficient referrals (even though it is obligated to provide exclusive referrals under the terms of a collective bargaining agreement) does not relieve the contractor from the requirements of this paragraph. In the event the union referral practice prevents the contractor from meeting the obligations pursuant to Executive Order 11246, as amended, and these special provisions, such contractor shall immediately notify the contracting agency.

8. Reasonable Accommodation for Applicants / Employees with Disabilities: The contractor must be familiar with the requirements for and comply with the Americans with Disabilities Act and all rules and regulations established there under. Employers must provide reasonable accommodation in all employment activities unless to do so would cause an undue hardship.

9. Selection of Subcontractors, Procurement of Materials and Leasing of Equipment: The contractor shall not discriminate on the grounds of race, color, religion, sex, national origin, age or disability in the selection and retention of subcontractors, including procurement of materials and leases of equipment. The contractor shall take all necessary and reasonable steps to ensure nondiscrimination in the administration of this contract.

a. The contractor shall notify all potential subcontractors and suppliers and lessors of their EEO obligations under this contract.

b. The contractor will use good faith efforts to ensure subcontractor compliance with their EEO obligations.

10. Assurance Required by 49 CFR 26.13(b):

a. The requirements of 49 CFR Part 26 and the State DOT's U.S. DOT-approved DBE program are incorporated by reference.

b. The contractor or subcontractor shall not discriminate on the basis of race, color, national origin, or sex in the performance of this contract. The contractor shall carry out applicable requirements of 49 CFR Part 26 in the award and administration of DOT-assisted contracts. Failure by the contractor to carry out these requirements is a material breach of this contract, which may result in the termination of this contract or such other remedy as the contracting agency deems appropriate.

11. Records and Reports: The contractor shall keep such records as necessary to document compliance with the EEO requirements. Such records shall be retained for a period of three years following the date of the final payment to the contractor for all contract work and shall be available at reasonable times and places for inspection by authorized representatives of the contracting agency and the FHWA.

a. The records kept by the contractor shall document the following:

(1) The number and work hours of minority and non-minority group members and women employed in each work classification on the project;

(2) The progress and efforts being made in cooperation with unions, when applicable, to increase employment opportunities for minorities and women; and

(3) The progress and efforts being made in locating, hiring, training, qualifying, and upgrading minorities and women;

b. The contractors and subcontractors will submit an annual report to the contracting agency each July for the duration of the project, indicating the number of minority, women, and non-minority group employees currently engaged in each work classification required by the contract work. This information is to be reported on [Form FHWA-1391](#).

The staffing data should represent the project work force on board in all or any part of the last payroll period preceding the end of July. If on-the-job training is being required by special provision, the contractor will be required to collect and report training data. The employment data should reflect the work force on board during all or any part of the last payroll period preceding the end of July.

III. NONSEGREGATED FACILITIES

This provision is applicable to all Federal-aid construction contracts and to all related construction subcontracts of \$10,000 or more.

The contractor must ensure that facilities provided for employees are provided in such a manner that segregation on the basis of race, color, religion, sex, or national origin cannot result. The contractor may neither require such segregated use by written or oral policies nor tolerate such use by employee custom. The contractor's obligation extends further to ensure that its employees are not assigned to perform their services at any location, under the contractor's control, where the facilities are segregated. The term "facilities" includes waiting rooms, work areas, restaurants and other eating areas, time clocks, restrooms, washrooms, locker rooms, and other storage or dressing areas, parking lots, drinking fountains, recreation or entertainment areas, transportation, and housing provided for employees. The contractor shall provide separate or single-user restrooms and necessary dressing or sleeping areas to assure privacy between sexes.

IV. DAVIS-BACON AND RELATED ACT PROVISIONS

This section is applicable to all Federal-aid construction projects exceeding \$2,000 and to all related subcontracts and lower-tier subcontracts (regardless of subcontract size). The requirements apply to all projects located within the right-of-way of a roadway that is functionally classified as Federal-aid highway. This excludes roadways functionally classified as local roads or rural minor collectors, which are exempt. Contracting agencies may elect to apply these requirements to other projects.

The following provisions are from the U.S. Department of Labor regulations in 29 CFR 5.5 "Contract provisions and related matters" with minor revisions to conform to the FHWA-1273 format and FHWA program requirements.

1. Minimum wages

a. All laborers and mechanics employed or working upon the site of the work, will be paid unconditionally and not less often than once a week, and without subsequent deduction or rebate on any account (except such payroll deductions as are permitted by regulations issued by the Secretary of Labor under the Copeland Act (29 CFR part 3)), the full amount of wages and bona fide fringe benefits (or cash equivalents thereof) due at time of payment computed at rates not less than those contained in the wage determination of the Secretary of Labor which is attached hereto and made a part hereof, regardless of any contractual relationship which may be alleged to exist between the contractor and such laborers and mechanics.

Contributions made or costs reasonably anticipated for bona fide fringe benefits under section 1(b)(2) of the Davis-Bacon Act on behalf of laborers or mechanics are considered wages paid to such laborers or mechanics, subject to the provisions of paragraph 1.d. of this section; also, regular contributions made or costs incurred for more than a weekly period (but not less often than quarterly) under plans, funds, or programs which cover the particular weekly period, are deemed to be constructively made or incurred during such weekly period. Such laborers and mechanics shall be paid the appropriate wage rate and fringe benefits on the wage determination for the classification of work actually performed, without regard to skill, except as provided in 29 CFR 5.5(a)(4). Laborers or mechanics performing work in more than one classification may be compensated at the rate specified for each

classification for the time actually worked therein: Provided, That the employer's payroll records accurately set forth the time spent in each classification in which work is performed. The wage determination (including any additional classification and wage rates conformed under paragraph 1.b. of this section) and the Davis-Bacon poster (WH-1321) shall be posted at all times by the contractor and its subcontractors at the site of the work in a prominent and accessible place where it can be easily seen by the workers.

b. (1) The contracting officer shall require that any class of laborers or mechanics, including helpers, which is not listed in the wage determination and which is to be employed under the contract shall be classified in conformance with the wage determination. The contracting officer shall approve an additional classification and wage rate and fringe benefits therefore only when the following criteria have been met:

(i) The work to be performed by the classification requested is not performed by a classification in the wage determination; and

(ii) The classification is utilized in the area by the construction industry; and

(iii) The proposed wage rate, including any bona fide fringe benefits, bears a reasonable relationship to the wage rates contained in the wage determination.

(2) If the contractor and the laborers and mechanics to be employed in the classification (if known), or their representatives, and the contracting officer agree on the classification and wage rate (including the amount designated for fringe benefits where appropriate), a report of the action taken shall be sent by the contracting officer to the Administrator of the Wage and Hour Division, Employment Standards Administration, U.S. Department of Labor, Washington, DC 20210. The Administrator, or an authorized representative, will approve, modify, or disapprove every additional classification action within 30 days of receipt and so advise the contracting officer or will notify the contracting officer within the 30-day period that additional time is necessary.

(3) In the event the contractor, the laborers or mechanics to be employed in the classification or their representatives, and the contracting officer do not agree on the proposed classification and wage rate (including the amount designated for fringe benefits, where appropriate), the contracting officer shall refer the questions, including the views of all interested parties and the recommendation of the contracting officer, to the Wage and Hour Administrator for determination. The Wage and Hour Administrator, or an authorized representative, will issue a determination within 30 days of receipt and so advise the contracting officer or will notify the contracting officer within the 30-day period that additional time is necessary.

(4) The wage rate (including fringe benefits where appropriate) determined pursuant to paragraphs 1.b.(2) or 1.b.(3) of this section, shall be paid to all workers performing work in the classification under this contract from the first day on which work is performed in the classification.

c. Whenever the minimum wage rate prescribed in the contract for a class of laborers or mechanics includes a fringe benefit which is not expressed as an hourly rate, the contractor shall either pay the benefit as stated in the wage determination or shall pay another bona fide fringe benefit or an hourly cash equivalent thereof.

d. If the contractor does not make payments to a trustee or other third person, the contractor may consider as part of the wages of any laborer or mechanic the amount of any costs reasonably anticipated in providing bona fide fringe benefits under a plan or program, Provided, That the Secretary of Labor has found, upon the written request of the contractor, that the applicable standards of the Davis-Bacon Act have been met. The Secretary of Labor may require the contractor to set aside in a

separate account assets for the meeting of obligations under the plan or program.

2. Withholding

The contracting agency shall upon its own action or upon written request of an authorized representative of the Department of Labor, withhold or cause to be withheld from the contractor under this contract, or any other Federal contract with the same prime contractor, or any other federally-assisted contract subject to Davis-Bacon prevailing wage requirements, which is held by the same prime contractor, so much of the accrued payments or advances as may be considered necessary to pay laborers and mechanics, including apprentices, trainees, and helpers, employed by the contractor or any subcontractor the full amount of wages required by the contract. In the event of failure to pay any laborer or mechanic, including any apprentice, trainee, or helper, employed or working on the site of the work, all or part of the wages required by the contract, the contracting agency may, after written notice to the contractor, take such action as may be necessary to cause the suspension of any further payment, advance, or guarantee of funds until such violations have ceased.

3. Payrolls and basic records

a. Payrolls and basic records relating thereto shall be maintained by the contractor during the course of the work and preserved for a period of three years thereafter for all laborers and mechanics working at the site of the work. Such records shall contain the name, address, and social security number of each such worker, his or her correct classification, hourly rates of wages paid (including rates of contributions or costs anticipated for bona fide fringe benefits or cash equivalents thereof of the types described in section 1(b)(2)(B) of the Davis-Bacon Act), daily and weekly number of hours worked, deductions made and actual wages paid. Whenever the Secretary of Labor has found under 29 CFR 5.5(a)(1)(iv) that the wages of any laborer or mechanic include the amount of any costs reasonably anticipated in providing benefits under a plan or program described in section 1(b)(2)(B) of the Davis-Bacon Act, the contractor shall maintain records which show that the commitment to provide such benefits is enforceable, that the plan or program is financially responsible, and that the plan or program has been communicated in writing to the laborers or mechanics affected, and records which show the costs anticipated or the actual cost incurred in providing such benefits. Contractors employing apprentices or trainees under approved programs shall maintain written evidence of the registration of apprenticeship programs and certification of trainee programs, the registration of the apprentices and trainees, and the ratios and wage rates prescribed in the applicable programs.

b. (1) The contractor shall submit weekly for each week in which any contract work is performed a copy of all payrolls to the contracting agency. The payrolls submitted shall set out accurately and completely all of the information required to be maintained under 29 CFR 5.5(a)(3)(i), except that full social security numbers and home addresses shall not be included on weekly transmittals. Instead the payrolls shall only need to include an individually identifying number for each employee (e.g. , the last four digits of the employee's social security number). The required weekly payroll information may be submitted in any form desired. Optional Form WH-347 is available for this purpose from the Wage and Hour Division Web site at <http://www.dol.gov/esa/whd/forms/wh347instr.htm> or its successor site. The prime contractor is responsible for the submission of copies of payrolls by all subcontractors. Contractors and subcontractors shall maintain the full social security number and current address of each covered worker, and shall provide them upon request to the contracting agency for transmission to the State DOT, the FHWA or the Wage and Hour Division of the Department of Labor for purposes of an investigation or audit of compliance with prevailing wage requirements. It is not a violation of this section for a prime contractor to require a subcontractor to provide addresses and social security numbers to the prime contractor for its own records, without weekly submission to the contracting agency..

(2) Each payroll submitted shall be accompanied by a "Statement of Compliance," signed by the contractor or subcontractor or his or her agent who pays or supervises the payment of the persons employed under the contract and shall certify the following:

(i) That the payroll for the payroll period contains the information required to be provided under §5.5 (a)(3)(ii) of Regulations, 29 CFR part 5, the appropriate information is being maintained under §5.5 (a)(3)(i) of Regulations, 29 CFR part 5, and that such information is correct and complete;

(ii) That each laborer or mechanic (including each helper, apprentice, and trainee) employed on the contract during the payroll period has been paid the full weekly wages earned, without rebate, either directly or indirectly, and that no deductions have been made either directly or indirectly from the full wages earned, other than permissible deductions as set forth in Regulations, 29 CFR part 3;

(iii) That each laborer or mechanic has been paid not less than the applicable wage rates and fringe benefits or cash equivalents for the classification of work performed, as specified in the applicable wage determination incorporated into the contract.

(3) The weekly submission of a properly executed certification set forth on the reverse side of Optional Form WH-347 shall satisfy the requirement for submission of the "Statement of Compliance" required by paragraph 3.b.(2) of this section.

(4) The falsification of any of the above certifications may subject the contractor or subcontractor to civil or criminal prosecution under section 1001 of title 18 and section 231 of title 31 of the United States Code.

c. The contractor or subcontractor shall make the records required under paragraph 3.a. of this section available for inspection, copying, or transcription by authorized representatives of the contracting agency, the State DOT, the FHWA, or the Department of Labor, and shall permit such representatives to interview employees during working hours on the job. If the contractor or subcontractor fails to submit the required records or to make them available, the FHWA may, after written notice to the contractor, the contracting agency or the State DOT, take such action as may be necessary to cause the suspension of any further payment, advance, or guarantee of funds. Furthermore, failure to submit the required records upon request or to make such records available may be grounds for debarment action pursuant to 29 CFR 5.12.

4. Apprentices and trainees

a. Apprentices (programs of the USDOL).

Apprentices will be permitted to work at less than the predetermined rate for the work they performed when they are employed pursuant to and individually registered in a bona fide apprenticeship program registered with the U.S. Department of Labor, Employment and Training Administration, Office of Apprenticeship Training, Employer and Labor Services, or with a State Apprenticeship Agency recognized by the Office, or if a person is employed in his or her first 90 days of probationary employment as an apprentice in such an apprenticeship program, who is not individually registered in the program, but who has been certified by the Office of Apprenticeship Training, Employer and Labor Services or a State Apprenticeship Agency (where appropriate) to be eligible for probationary employment as an apprentice.

The allowable ratio of apprentices to journeymen on the job site in any craft classification shall not be greater than the ratio permitted to the contractor as to the entire work force under the registered program. Any worker listed on a payroll at an apprentice wage rate, who is not registered or otherwise employed as stated above, shall be paid not less than the applicable wage rate on the wage determination for the classification of work actually performed. In addition, any apprentice

performing work on the job site in excess of the ratio permitted under the registered program shall be paid not less than the applicable wage rate on the wage determination for the work actually performed. Where a contractor is performing construction on a project in a locality other than that in which its program is registered, the ratios and wage rates (expressed in percentages of the journeyman's hourly rate) specified in the contractor's or subcontractor's registered program shall be observed.

Every apprentice must be paid at not less than the rate specified in the registered program for the apprentice's level of progress, expressed as a percentage of the journeyman hourly rate specified in the applicable wage determination. Apprentices shall be paid fringe benefits in accordance with the provisions of the apprenticeship program. If the apprenticeship program does not specify fringe benefits, apprentices must be paid the full amount of fringe benefits listed on the wage determination for the applicable classification. If the Administrator determines that a different practice prevails for the applicable apprentice classification, fringes shall be paid in accordance with that determination.

In the event the Office of Apprenticeship Training, Employer and Labor Services, or a State Apprenticeship Agency recognized by the Office, withdraws approval of an apprenticeship program, the contractor will no longer be permitted to utilize apprentices at less than the applicable predetermined rate for the work performed until an acceptable program is approved.

b. Trainees (programs of the USDOL).

Except as provided in 29 CFR 5.16, trainees will not be permitted to work at less than the predetermined rate for the work performed unless they are employed pursuant to and individually registered in a program which has received prior approval, evidenced by formal certification by the U.S. Department of Labor, Employment and Training Administration.

The ratio of trainees to journeymen on the job site shall not be greater than permitted under the plan approved by the Employment and Training Administration.

Every trainee must be paid at not less than the rate specified in the approved program for the trainee's level of progress, expressed as a percentage of the journeyman hourly rate specified in the applicable wage determination. Trainees shall be paid fringe benefits in accordance with the provisions of the trainee program. If the trainee program does not mention fringe benefits, trainees shall be paid the full amount of fringe benefits listed on the wage determination unless the Administrator of the Wage and Hour Division determines that there is an apprenticeship program associated with the corresponding journeyman wage rate on the wage determination which provides for less than full fringe benefits for apprentices. Any employee listed on the payroll at a trainee rate who is not registered and participating in a training plan approved by the Employment and Training Administration shall be paid not less than the applicable wage rate on the wage determination for the classification of work actually performed. In addition, any trainee performing work on the job site in excess of the ratio permitted under the registered program shall be paid not less than the applicable wage rate on the wage determination for the work actually performed.

In the event the Employment and Training Administration withdraws approval of a training program, the contractor will no longer be permitted to utilize trainees at less than the applicable predetermined rate for the work performed until an acceptable program is approved.

c. Equal employment opportunity. The utilization of apprentices, trainees and journeymen under this part shall be in conformity with the equal employment opportunity requirements of Executive Order 11246, as amended, and 29 CFR part 30.

d. Apprentices and Trainees (programs of the U.S. DOT).

Apprentices and trainees working under apprenticeship and skill training programs which have been certified by the Secretary of Transportation as promoting EEO in connection with Federal-aid highway construction programs are not subject to the requirements of paragraph 4 of this Section IV. The straight time hourly wage rates for apprentices and trainees under such programs will be established by the particular programs. The ratio of apprentices and trainees to journeymen shall not be greater than permitted by the terms of the particular program.

5. Compliance with Copeland Act requirements. The contractor shall comply with the requirements of 29 CFR part 3, which are incorporated by reference in this contract.

6. Subcontracts. The contractor or subcontractor shall insert Form FHWA-1273 in any subcontracts and also require the subcontractors to include Form FHWA-1273 in any lower tier subcontracts. The prime contractor shall be responsible for the compliance by any subcontractor or lower tier subcontractor with all the contract clauses in 29 CFR 5.5.

7. Contract termination: debarment. A breach of the contract clauses in 29 CFR 5.5 may be grounds for termination of the contract, and for debarment as a contractor and a subcontractor as provided in 29 CFR 5.12.

8. Compliance with Davis-Bacon and Related Act requirements. All rulings and interpretations of the Davis-Bacon and Related Acts contained in 29 CFR parts 1, 3, and 5 are herein incorporated by reference in this contract.

9. Disputes concerning labor standards. Disputes arising out of the labor standards provisions of this contract shall not be subject to the general disputes clause of this contract. Such disputes shall be resolved in accordance with the procedures of the Department of Labor set forth in 29 CFR parts 5, 6, and 7. Disputes within the meaning of this clause include disputes between the contractor (or any of its subcontractors) and the contracting agency, the U.S. Department of Labor, or the employees or their representatives.

10. Certification of eligibility.

a. By entering into this contract, the contractor certifies that neither it (nor he or she) nor any person or firm who has an interest in the contractor's firm is a person or firm ineligible to be awarded Government contracts by virtue of section 3(a) of the Davis-Bacon Act or 29 CFR 5.12(a)(1).

b. No part of this contract shall be subcontracted to any person or firm ineligible for award of a Government contract by virtue of section 3(a) of the Davis-Bacon Act or 29 CFR 5.12(a)(1).

c. The penalty for making false statements is prescribed in the U.S. Criminal Code, 18 U.S.C. 1001.

V. CONTRACT WORK HOURS AND SAFETY STANDARDS ACT

The following clauses apply to any Federal-aid construction contract in an amount in excess of \$100,000 and subject to the overtime provisions of the Contract Work Hours and Safety Standards Act. These clauses shall be inserted in addition to the clauses required by 29 CFR 5.5(a) or 29 CFR 4.6. As used in this paragraph, the terms laborers and mechanics include watchmen and guards.

1. Overtime requirements. No contractor or subcontractor contracting for any part of the contract work which may require or involve the employment of laborers or mechanics shall require or permit any such laborer or mechanic in any workweek in which he or she is employed on such work to work in excess of forty hours in such workweek unless such laborer or mechanic receives compensation at a rate not less than one

and one-half times the basic rate of pay for all hours worked in excess of forty hours in such workweek.

2. Violation; liability for unpaid wages; liquidated damages. In the event of any violation of the clause set forth in paragraph (1.) of this section, the contractor and any subcontractor responsible therefor shall be liable for the unpaid wages. In addition, such contractor and subcontractor shall be liable to the United States (in the case of work done under contract for the District of Columbia or a territory, to such District or to such territory), for liquidated damages. Such liquidated damages shall be computed with respect to each individual laborer or mechanic, including watchmen and guards, employed in violation of the clause set forth in paragraph (1.) of this section, in the sum of \$10 for each calendar day on which such individual was required or permitted to work in excess of the standard workweek of forty hours without payment of the overtime wages required by the clause set forth in paragraph (1.) of this section.

3. Withholding for unpaid wages and liquidated damages. The FHWA or the contracting agency shall upon its own action or upon written request of an authorized representative of the Department of Labor withhold or cause to be withheld, from any moneys payable on account of work performed by the contractor or subcontractor under any such contract or any other Federal contract with the same prime contractor, or any other federally-assisted contract subject to the Contract Work Hours and Safety Standards Act, which is held by the same prime contractor, such sums as may be determined to be necessary to satisfy any liabilities of such contractor or subcontractor for unpaid wages and liquidated damages as provided in the clause set forth in paragraph (2.) of this section.

4. Subcontracts. The contractor or subcontractor shall insert in any subcontracts the clauses set forth in paragraph (1.) through (4.) of this section and also a clause requiring the subcontractors to include these clauses in any lower tier subcontracts. The prime contractor shall be responsible for compliance by any subcontractor or lower tier subcontractor with the clauses set forth in paragraphs (1.) through (4.) of this section.

VI. SUBLETTING OR ASSIGNING THE CONTRACT

This provision is applicable to all Federal-aid construction contracts on the National Highway System.

1. The contractor shall perform with its own organization contract work amounting to not less than 30 percent (or a greater percentage if specified elsewhere in the contract) of the total original contract price, excluding any specialty items designated by the contracting agency. Specialty items may be performed by subcontract and the amount of any such specialty items performed may be deducted from the total original contract price before computing the amount of work required to be performed by the contractor's own organization (23 CFR 635.116).

a. The term "perform work with its own organization" refers to workers employed or leased by the prime contractor, and equipment owned or rented by the prime contractor, with or without operators. Such term does not include employees or equipment of a subcontractor or lower tier subcontractor, agents of the prime contractor, or any other assignees. The term may include payments for the costs of hiring leased employees from an employee leasing firm meeting all relevant Federal and State regulatory requirements. Leased employees may only be included in this term if the prime contractor meets all of the following conditions:

(1) the prime contractor maintains control over the supervision of the day-to-day activities of the leased employees;

(2) the prime contractor remains responsible for the quality of the work of the leased employees;

(3) the prime contractor retains all power to accept or exclude individual employees from work on the project; and

(4) the prime contractor remains ultimately responsible for the payment of predetermined minimum wages, the submission of payrolls, statements of compliance and all other Federal regulatory requirements.

b. "Specialty Items" shall be construed to be limited to work that requires highly specialized knowledge, abilities, or equipment not ordinarily available in the type of contracting organizations qualified and expected to bid or propose on the contract as a whole and in general are to be limited to minor components of the overall contract.

2. The contract amount upon which the requirements set forth in paragraph (1) of Section VI is computed includes the cost of material and manufactured products which are to be purchased or produced by the contractor under the contract provisions.

3. The contractor shall furnish (a) a competent superintendent or supervisor who is employed by the firm, has full authority to direct performance of the work in accordance with the contract requirements, and is in charge of all construction operations (regardless of who performs the work) and (b) such other of its own organizational resources (supervision, management, and engineering services) as the contracting officer determines is necessary to assure the performance of the contract.

4. No portion of the contract shall be sublet, assigned or otherwise disposed of except with the written consent of the contracting officer, or authorized representative, and such consent when given shall not be construed to relieve the contractor of any responsibility for the fulfillment of the contract. Written consent will be given only after the contracting agency has assured that each subcontract is evidenced in writing and that it contains all pertinent provisions and requirements of the prime contract.

5. The 30% self-performance requirement of paragraph (1) is not applicable to design-build contracts; however, contracting agencies may establish their own self-performance requirements.

VII. SAFETY: ACCIDENT PREVENTION

This provision is applicable to all Federal-aid construction contracts and to all related subcontracts.

1. In the performance of this contract the contractor shall comply with all applicable Federal, State, and local laws governing safety, health, and sanitation (23 CFR 635). The contractor shall provide all safeguards, safety devices and protective equipment and take any other needed actions as it determines, or as the contracting officer may determine, to be reasonably necessary to protect the life and health of employees on the job and the safety of the public and to protect property in connection with the performance of the work covered by the contract.

2. It is a condition of this contract, and shall be made a condition of each subcontract, which the contractor enters into pursuant to this contract, that the contractor and any subcontractor shall not permit any employee, in performance of the contract, to work in surroundings or under conditions which are unsanitary, hazardous or dangerous to his/her health or safety, as determined under construction safety and health standards (29 CFR 1926) promulgated by the Secretary of Labor, in accordance with Section 107 of the Contract Work Hours and Safety Standards Act (40 U.S.C. 3704).

3. Pursuant to 29 CFR 1926.3, it is a condition of this contract that the Secretary of Labor or authorized representative thereof, shall have right of entry to any site of contract performance to inspect or investigate the matter of compliance with the construction safety and health standards and to carry out the duties of the Secretary under Section 107 of the Contract Work Hours and Safety Standards Act (40 U.S.C.3704).

VIII. FALSE STATEMENTS CONCERNING HIGHWAY PROJECTS

This provision is applicable to all Federal-aid construction contracts and to all related subcontracts.

In order to assure high quality and durable construction in conformity with approved plans and specifications and a high degree of reliability on statements and representations made by engineers, contractors, suppliers, and workers on Federal-aid highway projects, it is essential that all persons concerned with the project perform their functions as carefully, thoroughly, and honestly as possible. Willful falsification, distortion, or misrepresentation with respect to any facts related to the project is a violation of Federal law. To prevent any misunderstanding regarding the seriousness of these and similar acts, Form FHWA-1022 shall be posted on each Federal-aid highway project (23 CFR 635) in one or more places where it is readily available to all persons concerned with the project:

18 U.S.C. 1020 reads as follows:

"Whoever, being an officer, agent, or employee of the United States, or of any State or Territory, or whoever, whether a person, association, firm, or corporation, knowingly makes any false statement, false representation, or false report as to the character, quality, quantity, or cost of the material used or to be used, or the quantity or quality of the work performed or to be performed, or the cost thereof in connection with the submission of plans, maps, specifications, contracts, or costs of construction on any highway or related project submitted for approval to the Secretary of Transportation; or

Whoever knowingly makes any false statement, false representation, false report or false claim with respect to the character, quality, quantity, or cost of any work performed or to be performed, or materials furnished or to be furnished, in connection with the construction of any highway or related project approved by the Secretary of Transportation; or

Whoever knowingly makes any false statement or false representation as to material fact in any statement, certificate, or report submitted pursuant to provisions of the Federal-aid Roads Act approved July 1, 1916, (39 Stat. 355), as amended and supplemented;

Shall be fined under this title or imprisoned not more than 5 years or both."

IX. IMPLEMENTATION OF CLEAN AIR ACT AND FEDERAL WATER POLLUTION CONTROL ACT

This provision is applicable to all Federal-aid construction contracts and to all related subcontracts.

By submission of this bid/proposal or the execution of this contract, or subcontract, as appropriate, the bidder, proposer, Federal-aid construction contractor, or subcontractor, as appropriate, will be deemed to have stipulated as follows:

1. That any person who is or will be utilized in the performance of this contract is not prohibited from receiving an award due to a violation of Section 508 of the Clean Water Act or Section 306 of the Clean Air Act.

2. That the contractor agrees to include or cause to be included the requirements of paragraph (1) of this Section X in every subcontract, and further agrees to take such action as the contracting agency may direct as a means of enforcing such requirements.

X. CERTIFICATION REGARDING DEBARMENT, SUSPENSION, INELIGIBILITY AND VOLUNTARY EXCLUSION

This provision is applicable to all Federal-aid construction contracts, design-build contracts, subcontracts, lower-tier subcontracts, purchase orders, lease agreements, consultant contracts or any other covered transaction requiring FHWA approval or that is estimated to cost \$25,000 or more – as defined in 2 CFR Parts 180 and 1200.

1. Instructions for Certification – First Tier Participants:

a. By signing and submitting this proposal, the prospective first tier participant is providing the certification set out below.

b. The inability of a person to provide the certification set out below will not necessarily result in denial of participation in this covered transaction. The prospective first tier participant shall submit an explanation of why it cannot provide the certification set out below. The certification or explanation will be considered in connection with the department or agency's determination whether to enter into this transaction. However, failure of the prospective first tier participant to furnish a certification or an explanation shall disqualify such a person from participation in this transaction.

c. The certification in this clause is a material representation of fact upon which reliance was placed when the contracting agency determined to enter into this transaction. If it is later determined that the prospective participant knowingly rendered an erroneous certification, in addition to other remedies available to the Federal Government, the contracting agency may terminate this transaction for cause of default.

d. The prospective first tier participant shall provide immediate written notice to the contracting agency to whom this proposal is submitted if any time the prospective first tier participant learns that its certification was erroneous when submitted or has become erroneous by reason of changed circumstances.

e. The terms "covered transaction," "debarred," "suspended," "ineligible," "participant," "person," "principal," and "voluntarily excluded," as used in this clause, are defined in 2 CFR Parts 180 and 1200. "First Tier Covered Transactions" refers to any covered transaction between a grantee or subgrantee of Federal funds and a participant (such as the prime or general contract). "Lower Tier Covered Transactions" refers to any covered transaction under a First Tier Covered Transaction (such as subcontracts). "First Tier Participant" refers to the participant who has entered into a covered transaction with a grantee or subgrantee of Federal funds (such as the prime or general contractor). "Lower Tier Participant" refers any participant who has entered into a covered transaction with a First Tier Participant or other Lower Tier Participants (such as subcontractors and suppliers).

f. The prospective first tier participant agrees by submitting this proposal that, should the proposed covered transaction be entered into, it shall not knowingly enter into any lower tier covered transaction with a person who is debarred, suspended, declared ineligible, or voluntarily excluded from participation in this covered transaction, unless authorized by the department or agency entering into this transaction.

g. The prospective first tier participant further agrees by submitting this proposal that it will include the clause titled "Certification Regarding Debarment, Suspension, Ineligibility and Voluntary Exclusion-Lower Tier Covered Transactions," provided by the department or contracting agency, entering into this covered transaction, without modification, in all lower tier covered transactions and in all solicitations for lower tier covered transactions exceeding the \$25,000 threshold.

h. A participant in a covered transaction may rely upon a certification of a prospective participant in a lower tier covered transaction that is not debarred, suspended, ineligible, or voluntarily excluded from the covered transaction, unless it knows that the certification is erroneous. A participant is responsible for ensuring that its principals are not suspended, debarred, or otherwise ineligible to participate in covered transactions. To verify the eligibility of its principals, as well as the eligibility of any lower tier prospective participants, each participant may, but is not required to, check the Excluded Parties List System website (<https://www.epls.gov/>), which is compiled by the General Services Administration.

i. Nothing contained in the foregoing shall be construed to require the establishment of a system of records in order to render in good faith the certification required by this clause. The knowledge and information of the prospective participant is not required to exceed that which is normally possessed by a prudent person in the ordinary course of business dealings.

j. Except for transactions authorized under paragraph (f) of these instructions, if a participant in a covered transaction knowingly enters into a lower tier covered transaction with a person who is suspended, debarred, ineligible, or voluntarily excluded from participation in this transaction, in addition to other remedies available to the Federal Government, the department or agency may terminate this transaction for cause or default.

* * * * *

2. Certification Regarding Debarment, Suspension, Ineligibility and Voluntary Exclusion – First Tier Participants:

a. The prospective first tier participant certifies to the best of its knowledge and belief, that it and its principals:

(1) Are not presently debarred, suspended, proposed for debarment, declared ineligible, or voluntarily excluded from participating in covered transactions by any Federal department or agency;

(2) Have not within a three-year period preceding this proposal been convicted of or had a civil judgment rendered against them for commission of fraud or a criminal offense in connection with obtaining, attempting to obtain, or performing a public (Federal, State or local) transaction or contract under a public transaction; violation of Federal or State antitrust statutes or commission of embezzlement, theft, forgery, bribery, falsification or destruction of records, making false statements, or receiving stolen property;

(3) Are not presently indicted for or otherwise criminally or civilly charged by a governmental entity (Federal, State or local) with commission of any of the offenses enumerated in paragraph (a)(2) of this certification; and

(4) Have not within a three-year period preceding this application/proposal had one or more public transactions (Federal, State or local) terminated for cause or default.

b. Where the prospective participant is unable to certify to any of the statements in this certification, such prospective participant shall attach an explanation to this proposal.

2. Instructions for Certification - Lower Tier Participants:

(Applicable to all subcontracts, purchase orders and other lower tier transactions requiring prior FHWA approval or estimated to cost \$25,000 or more - 2 CFR Parts 180 and 1200)

a. By signing and submitting this proposal, the prospective lower tier is providing the certification set out below.

b. The certification in this clause is a material representation of fact upon which reliance was placed when this transaction was entered into. If it is later determined that the prospective lower tier participant knowingly rendered an erroneous certification, in addition to other remedies available to the Federal Government, the department, or agency with which this transaction originated may pursue available remedies, including suspension and/or debarment.

c. The prospective lower tier participant shall provide immediate written notice to the person to which this proposal is submitted if at any time the prospective lower tier participant learns that its certification was erroneous by reason of changed circumstances.

d. The terms "covered transaction," "debarred," "suspended," "ineligible," "participant," "person," "principal," and "voluntarily excluded," as used in this clause, are defined in 2 CFR Parts 180 and 1200. You may contact the person to which this proposal is submitted for assistance in obtaining a copy of those regulations. "First Tier Covered Transactions" refers to any covered transaction between a grantee or subgrantee of Federal funds and a participant (such as the prime or general contract). "Lower Tier Covered Transactions" refers to any covered transaction under a First Tier Covered Transaction (such as subcontracts). "First Tier Participant" refers to the participant who has entered into a covered transaction with a grantee or subgrantee of

Federal funds (such as the prime or general contractor). "Lower Tier Participant" refers any participant who has entered into a covered transaction with a First Tier Participant or other Lower Tier Participants (such as subcontractors and suppliers).

e. The prospective lower tier participant agrees by submitting this proposal that, should the proposed covered transaction be entered into, it shall not knowingly enter into any lower tier covered transaction with a person who is debarred, suspended, declared ineligible, or voluntarily excluded from participation in this covered transaction, unless authorized by the department or agency with which this transaction originated.

f. The prospective lower tier participant further agrees by submitting this proposal that it will include this clause titled "Certification Regarding Debarment, Suspension, Ineligibility and Voluntary Exclusion-Lower Tier Covered Transaction," without modification, in all lower tier covered transactions and in all solicitations for lower tier covered transactions exceeding the \$25,000 threshold.

g. A participant in a covered transaction may rely upon a certification of a prospective participant in a lower tier covered transaction that is not debarred, suspended, ineligible, or voluntarily excluded from the covered transaction, unless it knows that the certification is erroneous. A participant is responsible for ensuring that its principals are not suspended, debarred, or otherwise ineligible to participate in covered transactions. To verify the eligibility of its principals, as well as the eligibility of any lower tier prospective participants, each participant may, but is not required to, check the Excluded Parties List System website (<https://www.epls.gov/>), which is compiled by the General Services Administration.

h. Nothing contained in the foregoing shall be construed to require establishment of a system of records in order to render in good faith the certification required by this clause. The knowledge and information of participant is not required to exceed that which is normally possessed by a prudent person in the ordinary course of business dealings.

i. Except for transactions authorized under paragraph e of these instructions, if a participant in a covered transaction knowingly enters into a lower tier covered transaction with a person who is suspended, debarred, ineligible, or voluntarily excluded from participation in this transaction, in addition to other remedies available to the Federal Government, the department or agency with which this transaction originated may pursue available remedies, including suspension and/or debarment.

* * * * *

Certification Regarding Debarment, Suspension, Ineligibility and Voluntary Exclusion--Lower Tier Participants:

1. The prospective lower tier participant certifies, by submission of this proposal, that neither it nor its principals is presently debarred, suspended, proposed for debarment, declared ineligible, or voluntarily excluded from participating in covered transactions by any Federal department or agency.

2. Where the prospective lower tier participant is unable to certify to any of the statements in this certification, such prospective participant shall attach an explanation to this proposal.

* * * * *

XI. CERTIFICATION REGARDING USE OF CONTRACT FUNDS FOR LOBBYING

This provision is applicable to all Federal-aid construction contracts and to all related subcontracts which exceed \$100,000 (49 CFR 20).

1. The prospective participant certifies, by signing and submitting this bid or proposal, to the best of his or her knowledge and belief, that:

a. No Federal appropriated funds have been paid or will be paid, by or on behalf of the undersigned, to any person for influencing or attempting to influence an officer or employee of any Federal agency, a Member of

Congress, an officer or employee of Congress, or an employee of a Member of Congress in connection with the awarding of any Federal contract, the making of any Federal grant, the making of any Federal loan, the entering into of any cooperative agreement, and the extension, continuation, renewal, amendment, or modification of any Federal contract, grant, loan, or cooperative agreement.

b. If any funds other than Federal appropriated funds have been paid or will be paid to any person for influencing or attempting to influence an officer or employee of any Federal agency, a Member of Congress, an officer or employee of Congress, or an employee of a Member of Congress in connection with this Federal contract, grant, loan, or cooperative agreement, the undersigned shall complete and submit Standard Form-LLL, "Disclosure Form to Report Lobbying," in accordance with its instructions.

2. This certification is a material representation of fact upon which reliance was placed when this transaction was made or entered into. Submission of this certification is a prerequisite for making or entering into this transaction imposed by 31 U.S.C. 1352. Any person who fails to file the required certification shall be subject to a civil penalty of not less than \$10,000 and not more than \$100,000 for each such failure.

3. The prospective participant also agrees by submitting its bid or proposal that the participant shall require that the language of this certification be included in all lower tier subcontracts, which exceed \$100,000 and that all such recipients shall certify and disclose accordingly.

ATTACHMENT A - EMPLOYMENT AND MATERIALS PREFERENCE FOR APPALACHIAN DEVELOPMENT HIGHWAY SYSTEM OR APPALACHIAN LOCAL ACCESS ROAD CONTRACTS

This provision is applicable to all Federal-aid projects funded under the Appalachian Regional Development Act of 1965.

1. During the performance of this contract, the contractor undertaking to do work which is, or reasonably may be, done as on-site work, shall give preference to qualified persons who regularly reside in the labor area as designated by the DOL wherein the contract work is situated, or the subregion, or the Appalachian counties of the State wherein the contract work is situated, except:

a. To the extent that qualified persons regularly residing in the area are not available.

b. For the reasonable needs of the contractor to employ supervisory or specially experienced personnel necessary to assure an efficient execution of the contract work.

c. For the obligation of the contractor to offer employment to present or former employees as the result of a lawful collective bargaining contract, provided that the number of nonresident persons employed under this subparagraph (1c) shall not exceed 20 percent of the total number of employees employed by the contractor on the contract work, except as provided in subparagraph (4) below.

2. The contractor shall place a job order with the State Employment Service indicating (a) the classifications of the laborers, mechanics and other employees required to perform the contract work, (b) the number of employees required in each classification, (c) the date on which the participant estimates such employees will be required, and (d) any other pertinent information required by the State Employment Service to complete the job order form. The job order may be placed with the State Employment Service in writing or by telephone. If during the course of the contract work, the information submitted by the contractor in the original job order is substantially modified, the participant shall promptly notify the State Employment Service.

3. The contractor shall give full consideration to all qualified job applicants referred to him by the State Employment Service. The contractor is not required to grant employment to any job applicants who, in his opinion, are not qualified to perform the classification of work required.

4. If, within one week following the placing of a job order by the contractor with the State Employment Service, the State Employment Service is unable to refer any qualified job applicants to the contractor, or less than the number requested, the State Employment Service will forward a certificate to the contractor indicating the unavailability of applicants. Such certificate shall be made a part of the contractor's permanent project records. Upon receipt of this certificate, the contractor may employ persons who do not normally reside in the labor area to fill positions covered by the certificate, notwithstanding the provisions of subparagraph (1c) above.

5. The provisions of 23 CFR 633.207(e) allow the contracting agency to provide a contractual preference for the use of mineral resource materials native to the Appalachian region.

6. The contractor shall include the provisions of Sections 1 through 4 of this Attachment A in every subcontract for work which is, or reasonably may be, done as on-site work.

Contract Provision - Cargo Preference Requirements

In accordance with Title 46 CFR § 381.7 (b), the contractor agrees—

“(1) To utilize privately owned United States-flag commercial vessels to ship at least 50 percent of the gross tonnage (computed separately for dry bulk carriers, dry cargo liners, and tankers) involved, whenever shipping any equipment, material, or commodities pursuant to this contract, to the extent such vessels are available at fair and reasonable rates for United States-flag commercial vessels.

(2) To furnish within 20 days following the date of loading for shipments originating within the United States or within 30 working days following the date of loading for shipments originating outside the United States, a legible copy of a rated, ‘on-board’ commercial ocean bill-of-lading in English for each shipment of cargo described in paragraph (b) (1) of this section to both the Contracting Officer (through the prime contractor in the case of subcontractor bills-of-lading) and to the Division of National Cargo, Office of Market Development, Maritime Administration, Washington, DC 20590.

(3) To insert the substance of the provisions of this clause in all subcontracts issued pursuant to this contract.”

Provisions (1) and (2) apply to materials or equipment that are acquired solely for the project. The two provisions do not apply to goods or materials that come into inventories independent of the project, such as shipments of Portland cement, asphalt cement, or aggregates, when industry suppliers and contractors use these materials to replenish existing inventories.

**MINIMUM WAGES FOR FEDERAL AND FEDERALLY
ASSISTED CONSTRUCTION CONTRACTS**

This project is funded, in part, with Federal-aid funds and, as such, is subject to the provisions of the Davis-Bacon Act of March 3, 1931, as amended (46 Sta. 1494, as amended, 40 U.S.C. 276a) and of other Federal statutes referred to in a 29 CFR Part 1, Appendix A, as well as such additional statutes as may from time to time be enacted containing provisions for the payment of wages determined to be prevailing by the Secretary of Labor in accordance with the Davis-Bacon Act and pursuant to the provisions of 29 CFR Part 1. The prevailing rates and fringe benefits shown in the General Wage Determination Decisions issued by the U.S. Department of Labor shall, in accordance with the provisions of the foregoing statutes, constitute the minimum wages payable on Federal and federally assisted construction projects to laborers and mechanics of the specified classes engaged on contract work of the character and in the localities described therein.

General Wage Determination Decisions, modifications and supersedes decisions thereto are to be used in accordance with the provisions of 29 CFR Parts 1 and 5. Accordingly, the applicable decision, together with any modifications issued, must be made a part of every contract for performance of the described work within the geographic area indicated as required by an applicable DBRA Federal prevailing wage law and 29 CFR Part 5. The wage rates and fringe benefits contained in the General Wage Determination Decision shall be the minimum paid by contractors and subcontractors to laborers and mechanics.