

# 28

**Letting June 15, 2018**

## **Notice to Bidders, Specifications and Proposal**



**Contract No. 64K06  
ROCK ISLAND County  
Section 111R  
Route FAP 308  
Project NHPP-1TA1(046)  
District 2 Construction Funds**

Prepared by

Checked by

F

(Printed by authority of the State of Illinois)



## NOTICE TO BIDDERS

- 1. TIME AND PLACE OF OPENING BIDS.** Electronic bids are to be submitted to the electronic bidding system (iCX-Integrated Contractors Exchange). All bids must be submitted to the iCX system prior to 10:00 a.m. June 15, 2018 at which time the bids will be publicly opened from the iCX SecureVault.
- 2. DESCRIPTION OF WORK.** The proposed improvement is identified and advertised for bids in the Invitation for Bids as:

**Contract No. 64K06  
ROCK ISLAND County  
Section 111R  
Project NHPP-1TA1(046)  
Route FAP 308  
District 2 Construction Funds**

**Reconstruction of roadway shoulders and slopes along IL 84 from 0.1 mile north to 0.1 mile south of Quarry Road in Port Byron.**

- 3. INSTRUCTIONS TO BIDDERS.** (a) This Notice, the invitation for bids, proposal and letter of award shall, together with all other documents in accordance with Article 101.09 of the Standard Specifications for Road and Bridge Construction, become part of the contract. Bidders are cautioned to read and examine carefully all documents, to make all required inspections, and to inquire or seek explanation of the same prior to submission of a bid.  
  
(b) State law, and, if the work is to be paid wholly or in part with Federal-aid funds, Federal law requires the bidder to make various certifications as a part of the proposal and contract. By execution and submission of the proposal, the bidder makes the certification contained therein. A false or fraudulent certification shall, in addition to all other remedies provided by law, be a breach of contract and may result in termination of the contract.
- 4. AWARD CRITERIA AND REJECTION OF BIDS.** This contract will be awarded to the lowest responsive and responsible bidder considering conformity with the terms and conditions established by the Department in the rules, Invitation for Bids and contract documents. The issuance of plans and proposal forms for bidding based upon a prequalification rating shall not be the sole determinant of responsibility. The Department reserves the right to determine responsibility at the time of award, to reject any or all proposals, to readvertise the proposed improvement, and to waive technicalities.

By Order of the  
Illinois Department of Transportation

Randall S. Blankenhorn,  
Secretary

INDEX  
 FOR  
 SUPPLEMENTAL SPECIFICATIONS  
 AND RECURRING SPECIAL PROVISIONS

Adopted January 1, 2018

This index contains a listing of SUPPLEMENTAL SPECIFICATIONS and frequently used RECURRING SPECIAL PROVISIONS.

ERRATA Standard Specifications for Road and Bridge Construction (Adopted 4-1-16) (Revised 1-1-18)

SUPPLEMENTAL SPECIFICATIONS

<u>Std. Spec. Sec.</u>	<u>Page No.</u>
106 Control of Materials .....	1
403 Bituminous Surface Treatment (Class A-1, A-2, A-3) .....	2
404 Micro-Surfacing and Slurry Sealing .....	3
405 Cape Seal .....	14
420 Portland Cement Concrete Pavement .....	24
442 Pavement Patching .....	26
502 Excavation for Structures .....	27
503 Concrete Structures .....	29
504 Precast Concrete Structures .....	32
542 Pipe Culverts .....	33
586 Sand Backfill for Vaulted Abutments .....	34
630 Steel Plate Beam Guardrail .....	36
631 Traffic Barrier Terminals .....	39
670 Engineer's Field Office and Laboratory .....	40
701 Work Zone Traffic Control and Protection .....	41
704 Temporary Concrete Barrier .....	42
781 Raised Reflective Pavement Markers .....	44
888 Pedestrian Push-Button .....	45
1003 Fine Aggregates .....	46
1004 Coarse Aggregates .....	47
1006 Metals .....	50
1020 Portland Cement Concrete .....	51
1050 Poured Joint Sealers .....	53
1069 Pole and Tower .....	55
1077 Post and Foundation .....	56
1096 Pavement Markers .....	57
1101 General Equipment .....	58
1102 Hot-Mix Asphalt Equipment .....	59
1103 Portland Cement Concrete Equipment .....	61
1106 Work Zone Traffic Control Devices .....	63

RECURRING SPECIAL PROVISIONS

The following RECURRING SPECIAL PROVISIONS indicated by an "X" are applicable to this contract and are included by reference:

<u>CHECK SHEET #</u>	<u>PAGE NO.</u>
1 X Additional State Requirements for Federal-Aid Construction Contracts .....	64
2 X Subletting of Contracts (Federal-Aid Contracts) .....	67
3 X EEO .....	68
4 Specific EEO Responsibilities Non Federal-Aid Contracts .....	78
5 Required Provisions - State Contracts .....	83
6 Asbestos Bearing Pad Removal .....	89
7 Asbestos Waterproofing Membrane and Asbestos HMA Surface Removal .....	90
8 Temporary Stream Crossings and In-Stream Work Pads .....	91
9 Construction Layout Stakes Except for Bridges .....	92
10 X Construction Layout Stakes .....	95
11 Use of Geotextile Fabric for Railroad Crossing .....	98
12 Subsealing of Concrete Pavements .....	100
13 Hot-Mix Asphalt Surface Correction .....	104
14 Pavement and Shoulder Resurfacing .....	106
15 X Patching with Hot-Mix Asphalt Overlay Removal .....	107
16 Polymer Concrete .....	109
17 PVC Pipeliner .....	111
18 Bicycle Racks .....	112
19 Temporary Portable Bridge Traffic Signals .....	114
20 Work Zone Public Information Signs .....	116
21 Nighttime Inspection of Roadway Lighting .....	117
22 English Substitution of Metric Bolts .....	118
23 Calcium Chloride Accelerator for Portland Cement Concrete .....	119
24 Quality Control of Concrete Mixtures at the Plant .....	120
25 X Quality Control/Quality Assurance of Concrete Mixtures .....	128
26 X Digital Terrain Modeling for Earthwork Calculations .....	144
27 Reserved .....	146
28 Preventive Maintenance – Bituminous Surface Treatment (A-1) .....	147
29 Reserved .....	153
30 Reserved .....	154
31 Reserved .....	155
32 Temporary Raised Pavement Markers .....	156
33 Restoring Bridge Approach Pavements Using High-Density Foam .....	157
34 Portland Cement Concrete Inlay or Overlay .....	160
35 Portland Cement Concrete Partial Depth Hot-Mix Asphalt Patching .....	164



## TABLE OF CONTENTS

LOCATION OF PROJECT .....	1
DESCRIPTION OF PROJECT .....	1
TRAFFIC CONTROL PLAN .....	1
PROPERTY MARKERS .....	5
GUARDRAIL REMOVAL .....	5
MOWING .....	6
PIPE CULVERT REMOVAL (SPECIAL).....	6
HOT-MIX ASPHALT SURFACE COURSE, LEVEL BINDER, AND BINDER .....	6
PCC AUTOMATIC BATCHING EQUIPMENT .....	7
PCC QC/QA ELECTRONIC REPORTS SUBMITTAL .....	7
ENGINEER’S FIELD OFFICE TYPE A.....	7
ROCK FILL .....	7
STATUS OF UTILITIES TO BE ADJUSTED .....	8
REMOVAL OF EXISTING STRUCTURES .....	9
REMOVAL AND DISPOSAL OF REGULATED SUBSTANCES.....	9
SEEDING, CLASS 5C - MONARCH AND POLLINATOR MIXTURE .....	11
ROAD CLOSURE PLUS WORKING DAYS .....	12
DRYWELL.....	12
HOT-MIX ASPHALT MIXTURE IL-9.5FG (BMPR) .....	13
FILLING EXISTING CULVERTS .....	16
BUILDING REMOVAL - CASE II (NON-FRIABLE ASBESTOS ABATEMENT) (BDE).....	17
BUILDING REMOVAL - CASE IV (NO ASBESTOS) (BDE) .....	33
WATER MAIN (ALL SIZES) DUCTILE IRON FITTINGS CONNECT TO EXISTING WATER MAIN .....	34
WATER VALVES (ALL SIZES).....	38
WATER MAIN TO BE ABANDONED, 4” .....	38
WATER SERVICE LINE (ALL SIZES) WATER SERVICE CONNECTION (ALL SIZES) .....	39
CORPORATION STOPS (ALL SIZES) CURB STOPS (ALL SIZES) .....	39
FIRE HYDRANT (SPECIAL).....	41
STORM SEWER (WATER MAIN REQUIREMENTS).....	42
AGGREGATE SUBGRADE IMPROVEMENT (BDE).....	43
BUTT JOINTS (BDE) .....	45
CLASS A AND B PATCHING (BDE) .....	46

COMPENSABLE DELAY COSTS (BDE).....	47
CONCRETE MIX DESIGN – DEPARTMENT PROVIDED (BDE) .....	51
DISADVANTAGED BUSINESS ENTERPRISE PARTICIPATION (BDE).....	52
DOWEL BAR INSERTER (BDE) .....	62
EQUIPMENT PARKING AND STORAGE (BDE) .....	70
HOT-MIX ASPHALT - DENSITY TESTING OF LONGITUDINAL JOINTS (BDE).....	70
HOT-MIX ASPHALT – TACK COAT (BDE) .....	71
LIGHTS ON BARRICADES (BDE) .....	72
MANHOLES, VALVE VAULTS, AND FLAT SLAB TOPS (BDE) .....	73
PAYMENTS TO SUBCONTRACTORS (BDE) .....	74
PORTLAND CEMENT CONCRETE (BDE) .....	74
PROGRESS PAYMENTS (BDE).....	75
RECLAIMED ASPHALT PAVEMENT AND RECLAIMED ASPHALT SHINGLES (BDE).....	76
STEEL COST ADJUSTMENT (BDE).....	85
SUBCONTRACTOR AND DBE PAYMENT REPORTING (BDE).....	89
SUBCONTRACTOR MOBILIZATION PAYMENTS (BDE) .....	89
WARM MIX ASPHALT (BDE).....	90
WEEKLY DBE TRUCKING REPORTS (BDE).....	92
SWPPP .....	93
USACOE PERMIT .....	101

**STATE OF ILLINOIS**

---

**SPECIAL PROVISIONS**

The following Special Provisions supplement the “Standard Specifications for Road and Bridge Construction, Adopted April 1, 2016”, the latest edition of the “Manual on Uniform Traffic Control Devices for Streets and Highways”, and the “Manual of Test Procedures for Materials” in effect on the date of invitation for bids, and the “Supplemental Specifications and Recurring Special Provisions” indicated on the Check Sheet included herein, which apply to and govern the construction of FAP Route 308 (IL 84), Project NHPP-1TA1(046), Section 111R, Rock Island County, Contract No. 64K06, and in case of conflict with any part, or parts, of said Specifications, the said Special Provisions shall take precedence and shall govern.

**LOCATION OF PROJECT**

IL 84 from 0.1 mile north to 0.1 mile south of Quarry Road in Port Byron

**DESCRIPTION OF PROJECT**

Reconstruction of roadway shoulders and slopes

**TRAFFIC CONTROL PLAN**

Effective: January 14, 1999

Revised: January 13, 2017

Traffic Control shall be according to the applicable sections of the Standard Specifications for Road and Bridge Construction, the applicable guidelines contained in the National Manual on Uniform Traffic Control Devices for Streets and Highways, Illinois Supplement to the National Manual on Uniform Traffic Control Devices, these special provisions, and any special details and Highway Standards contained herein and in the plans.

Special attention is called to Articles 107.09 and 107.14 of the Standard Specifications for Road and Bridge Construction and the following Highway Standards relating to traffic control.

**Standards:**

701001	701006	701201	701301	701306	701311
701501	701901				

**Details:**

Detour Route Detail  
Traffic Control for Road Closure (DS 40.1)

**General:**

Where construction activities involve sidewalks on both sides of the street, the work shall be staged so that both sidewalks are not out of service at the same time.

**Signs:**

No bracing shall be allowed on post-mounted signs.

Post-mounted signs shall be installed using standard 720011, 728001, 729001, on 4"x4" wood posts, or on any other "break away" connection if accepted by the FHWA and corresponding letter is provided to the resident.

When covering existing Department signs, no tape shall be used on the reflective portion of the sign. Contact the District sign shop for covering techniques.

All regulatory signs shall be maintained at a 5 foot minimum bottom (rural), 7 foot minimum (urban).

Any plates or direct applied sheeting used to alter signs shall have the same sheeting as the base sign.

No more than one kind of alteration shall be used to alter a sign.

Any post stubs without a sign in place and visible shall have a reflector placed on each post.

**Devices:**

Cones or reflectorized cones shall not be used during hours of darkness.

A minimum of 3 drums spaced at 4 feet shall be placed at each return when the sideroad is open.

On all standards and devices listed in Section 701 of the Standard Specifications, the device spacing shall be revised to the following dimensions:

Where the spacing shown on the standard is 25 feet, the devices shall be placed at 20 feet.

Where the spacing shown on the standard is 50 feet, the devices shall be placed at 40 feet.

Where the spacing shown on the standard is 100 feet, the devices shall be placed at 80 feet.

**Lights:**

Steady burn mono-directional lights are required on devices delineating a widening trench.

**Flaggers:**

Flagger at Sideroads and Commercial Entrances:

Effective: August 1, 2011

Revised: December 29, 2015

Flaggers shall comply with all requirements and signaling methods contained in the Department's "Traffic Control Field Manual" current at the time of letting. The flagger equipment listed for flaggers employed by the Illinois Department of Transportation shall apply to all flaggers.

All workers and flaggers shall wear ANSI Class E pants and an ANSI Class 2 vest that in combination meet the requirements of ANSI/ISEA 107-2004 for Conspicuity Class 3 garments during hours of darkness.

In addition to the flaggers shown on applicable standards, on major sideroads, flaggers shall be required on all legs of the intersection. Major sideroads for this project shall be 94<sup>th</sup> Avenue / 256<sup>th</sup> Street, 256<sup>th</sup> Street / 71<sup>st</sup> Avenue, and IL 84 / Barger Creek Road, Lynn Street, and QuarryStreet.

When the mainline flagger is within 200 feet of an intersection, the sideroad flagger shall be required.

When the road is closed to through traffic and it is necessary to provide access for local traffic, all flaggers as shown on the applicable standards will be required. No reduction in the number of flaggers shall be allowed.

Revise Article 701.20(i) of the Standard Specifications to read:

"Signs, barricades, other traffic control devices, or flaggers required by the Engineer, over and above those shown in the contract documents, will be paid for according to Article 109.04."

**District Standards Application.**

**Traffic Control for Road Closure:** This work shall be done according to the Road Closure Standard and Section 701 of the Standard Specifications.

The Contractor shall provide information warning signs for oversized loads regarding the road closure. These signs shall be 4' X 8' as shown on the sign design and shall read "ROAD CLOSED TO OVERSIZED LOADS XX MILES AHEAD" and the distance from the cross roads as noted. The Contractor shall erect these signs near the intersection of IL 84 and I-80 (2½ MILES AHEAD) and at IL 84 at Garden Plain Road (16 MILES AHEAD).

The Contractor shall notify the Department via email at [DOT.D2.TrafficNotice@illinois.gov](mailto:DOT.D2.TrafficNotice@illinois.gov). **This request shall be submitted a minimum of three weeks (21 days) and no earlier than four weeks (28 days) prior to the anticipated closure date to allow the State adequate time to re-route oversized loads.**

Signing and devices required to close the road, according to the Traffic Control for Road Closure detail and contained herein, shall be the responsibility of the Contractor. Detour signing required to detour traffic to alternate routes shall be the responsibility of the Contractor. The day the detour signing begins, the detour will be in effect at 2:00 p.m., or when the Traffic Operations Section has notified the Resident Engineer or personnel on the project. No detour shall be erected on Friday, Saturday or Sunday. The road shall not be closed until the detour signing is completely installed, verified, and ready to accept traffic.

The "ROAD CLOSED" sign on the Type III barricades shall be unobstructed and visible to traffic at all times. No equipment, debris, or other materials shall be stored within 20 feet of the first set of Type III barricades, unless approved by the Engineer.

The Contractor shall not drive around the outside of the Type III barricades, but shall relocate the barricades temporarily for access. When it is necessary for the barricades to be moved for access, the Contractor shall move the devices into the left lane and/or left shoulder area behind barricades that are to remain in place. At no time shall the barricades be turned parallel to traffic flow for access purposes.

If a path becomes evident around the outside of the barricades, the Contractor shall be required to place additional Type III barricades to prevent driving around the existing barricades. Additional barricades shall be included in the cost of applicable Traffic Control Standards. Any damage caused by vehicles driving around the outside of barricades shall be repaired by the Contractor to the satisfaction of the Engineer at no additional expense to the Department.

This work shall be paid for at the contract lump sum price for TRAFFIC CONTROL AND PROTECTION, (SPECIAL).

**Road Closure – Closures within Closures:** The road closure shall be completed using Type III barricades in compliance with Standards 701901, and signing according to Traffic Control for Road Closure detail. Two flashers shall be installed above each Type III barricade. The "ROAD CLOSED" (R11-2) or "ROAD CLOSED TO THRU TRAFFIC" (R11-4) signs shall be placed as shown in Standard 701901. Flashers shall be installed above all warning signs involving a night time road closure. If a portion of the road is completely closed between a sideroad and any entrances, the roadway will be kept open to local access in the other direction between that closure and the next road.

The Contractor shall be required to notify the Bureau of Project Implementation and affected residents prior to a complete closure.

All cost involved in conforming with this provision shall be considered a part of TRAFFIC CONTROL AND PROTECTION, (SPECIAL).

**Maintenance of Traffic:** When the roadway is not closed and/or Standard 701316 or 701321 are not in effect, the mainline shall be kept open to one-way traffic at all times during working hours and two-way traffic during non-working hours.

The mainline shall be kept open to one-way traffic at all times during working hours and two-way traffic during non-working hours.

The Contractor shall be required to notify the Rock Island County Highway Department, the corresponding Township Commissioner, emergency response agencies (i.e.: fire, ambulance, police), school bus companies and the Department of Transportation (Bureau of Project Implementation) regarding any changes in traffic control.

The Contractor shall be required to notify the Rock Island County Highway Department and/or corresponding Township Commissioner for any sideroad closure or opening.

The mainline shall be closed for reconstruction using the detour from as shown in the plans.

The sawing of patches, resurfacing and placing of shoulder aggregate shall be completed using Traffic Control and Protection Standard 701306.

The resurfacing and placing of shoulder aggregate shall be completed using Traffic Control and Protection Standard 701306.

Placing and removing pavement marking shall be completed using Traffic Control and Protection Standard 701306, or 701311.

#### **PROPERTY MARKERS**

Effective: July 1, 1994

Revised: January 30, 2008

This work shall consist of locating, protecting, preserving and relocating property markers, monuments or pins which are discovered and which will be disturbed in the normal course of construction. An Illinois Registered Land Surveyor will relocate the markers, monuments or pins to the new or relocated right-of-way line in such a location as to legally define the location of the new or reestablished property corner(s). The Contractor shall be required to furnish one copy of the final plat or plats to the State upon completion of the work.

The Surveyor shall place as a minimum a 36" x 3/4" round iron pin for the property marker. This work will be paid for at the contract unit price per Each for PROPERTY MARKERS.

#### **GUARDRAIL REMOVAL**

Effective: August 20, 1990

Revised: April 10, 2014

This work shall be done in accordance with Section 632 of the Standard Specifications except that all removed guardrail will become the property of the Contractor.

This work will be paid for at the contract unit price per Foot for GUARDRAIL REMOVAL, measured from center-to-center of end posts.

**MOWING**

Effective: January 1, 2002

Revised: April 12, 2016

This work consists of mowing all Seeding Class 1a and Class 2A at the completion of the project or before winter shut down. The vegetation must be at least 6" long before mowing. The vegetation shall be mowed to obtain a height of not more than 3 inches. All debris must be cleared from the right-of-way immediately after the mowing.

This work will be paid for at the contract unit price per Acre for MOWING.

**PIPE CULVERT REMOVAL (SPECIAL)**

Effective: January 5, 2011

This work shall consist of the removal and satisfactory disposal of existing culverts at locations shown in the plans. These culverts may be concrete or clay, with or without concrete headwalls, or metal pipes with concrete headwalls. Metal pipes without headwalls will not be paid for with this pay item, but shall be removed as specified in the General Notes.

If materials resulting from the removal of the concrete culverts and headwalls are to be used in the embankment, they shall conform to, and be placed and compacted in accordance with Section 205 of the Standard Specifications.

All corrugated metal pipe culverts in condition for re-use shall be cleaned and stored along the right of way. Any re-usable pipe damaged by the Contractor shall be replaced by him at his expense.

All unusable material shall be disposed of at no additional cost to the Department.

All costs incurred in conforming with this special provision shall be included in the contract unit price per Foot for PIPE CULVERT REMOVAL (SPECIAL).

**HOT-MIX ASPHALT SURFACE COURSE, LEVEL BINDER, AND BINDER**

Effective: June 15, 2010

Revised: June 23, 2014

The maximum allowed average bulk specific gravity for the approved mix design (Gmb) will be:

2.460 for Mixture C

2.470 for Mixture D

2.610 for Mixture E

2.710 for Mixture F

The maximum allowed average bulk specific gravity for the approved mix design (Gmb) for all other uses will be 2.470.



**PCC AUTOMATIC BATCHING EQUIPMENT**

Effective: January 1, 2015

Revised: April 12, 2016

Portland cement concrete provided shall be produced from batch plants that conform to the requirements of Article 1103.03 (a) and (b) of the Standard Specifications for Road and Bridge Construction. Semi-automatic batching will not be allowed.

Plants shall have computerized batching interfaced with a printer. Batch weights, aggregate mixtures, water added, amount of each admixture or additive, and percent variance from design shall be printed for each batch. Tickets shall state the actual water-cement ratio as batched, and the amount of water that can be added to the batch without exceeding the maximum water-cement ratio. Truck delivery tickets are still required as per Article 1020.11(a)(7) of the Standard Specifications.

**PCC QC/QA ELECTRONIC REPORTS SUBMITTAL**

Effective: January 1, 2015

Revised: April 12, 2016

The Contractor's QC personnel shall be responsible for electronically submitting BMPR MI654 "Concrete Air, Slump, and Quantity," BMPR MI655 "P.C. Concrete Strength," and BMPR MI504 "Aggregate Gradation" reports to the Department. The format for the electronic submittals shall be the QC/QA package reporting program, which will be provided by the Department. Microsoft Excel 2007 or newer and Microsoft Outlook is required for this program which shall be provided by the Contractor.

**ENGINEER'S FIELD OFFICE TYPE A**

Effective: January 1, 2012

Engineer's Field Office Type A shall be in accordance with Article 670.02 of the Standard Specifications:

Add (s) to the end of 670.02

(s) Cellular phone with a minimum of 500 anytime minutes per month for use by the site resident engineer/technician.

**ROCK FILL**

Effective: May 1, 1995

Revised: August 29, 2013

This work shall consist of placing CS02 at locations shown in the plans, except for the bedding material provided (in Article 540.06) for box culverts or (in Article 542.04(c)) pipe culverts. The granular bedding layer is included in the unit price for Precast Concrete Box Culverts and Pipe Culverts. The 6 inch bedding layer under Cast-in-Place Culverts shall be gradation CA07, and shall be paid for as ROCK FILL.

The CS02 shall consist of crushed gravel, crushed stone, or crushed concrete of sound durable particles, reasonably free of deleterious materials meeting the following gradation:

Grad No.	Sieve Size and Percent Passing		
	6"	4"	2"
CS02	100	80±10	25±15

This work shall be paid for at the contract unit price per Ton for ROCK FILL.

**STATUS OF UTILITIES TO BE ADJUSTED**

Effective: September 25, 2015

<u>Name &amp; Address of Utility</u>	<u>Type</u>	<u>Location</u>	<u>Estimated Date Relocation Complete</u>
MidAmerican Energy Company 563-333-8706	Electric		
Mediacom 309-944-0139	CATV		
Mediacom 309-743-4750	CATV		
Village of Port Byron 309-523-3705	Water & Sewer		
Frontier (North) 815-544-6171	Telephone		

The above represents the best information of the Department and is only included for the convenience of the bidder. The applicable provisions of Section 102 and Articles 105.07, 107.20, 107.37, 107.38, 107.39, 107.40, and 108.02 of the Standard Specifications for Road and Bridge Construction shall apply.

The applicable portions of Article 105.07 of the Standard Specification shall apply except for the following: The Contractor shall be responsible to locate the vertical depths of the underground utilities which may interfere with construction operations. This work will not be measured or paid for separately, but shall be considered as included in the unit bid price for the item of construction involved.

The estimated utility relocation dates should be part of the progress schedule submitted by the Contractor.

\*\* Above utility relocation information reflected as of March 16, 2018, relocation complete dates are unknown at this time due to right of way acquisitions. Per SB 699 (90 day utility relocation law), once the proposed right of way is clear to award the project, a notice will be sent to the utility companies instructing them to have their facilities relocated within 90 days.

**EXISTING UTILITIES:**

The Contractor shall familiarize himself with the locations of all utilities and structures that may be found in the vicinity of the construction. The Contractor shall conduct his operations to avoid damage to the above-mentioned utilities and structures. Should any damage occur due to the Contractor's negligence, repairs shall be made by the contractor at his expense in a manner acceptable to the Engineer.

The Contractor shall notify all utility owners of his construction schedule and shall coordinate construction operations with utility owners so that relocation of utility lines and structures may proceed in an orderly manner. Notification shall be in writing, with copies transmitted to the Engineer.

**REMOVAL OF EXISTING STRUCTURES**

Effective: July 28, 2014

This work shall be done in accordance with Section 501 of the Standard Specifications. The work shall consist of removing and disposing of existing box culverts or portions of existing box culverts and other items as specified. Removal of existing drop boxes shall be included in the cost of Removal of Existing Structure for that location.

No.	Station	Description
1	658+73	62'-6"x5' Box Culvert w/Headwalls Lt and Rt

This work shall be paid for at the contract unit price per Each for REMOVAL OF EXISTING STRUCTURES of the number specified.

**REMOVAL AND DISPOSAL OF REGULATED SUBSTANCES**

This work shall be according to Article 669 of the Standard Specifications and the following:

**Qualifications:** The term environmental firm shall mean an environmental firm with at least five (5) documented leaking underground storage tank (LUST) cleanups or that is pre-qualified in hazardous waste by the Department. Documentation includes but not limited to verifying remediation and special waste operations for sites contaminated with gasoline, diesel, or waste oil in accordance with all Federal, State, or local regulatory requirements and shall be provided to the Engineer for approval. The environmental firm selected shall not be a former or current consultant or have any ties with any of the properties contained within and/or adjacent to this construction project.

**General:** This Special Provision will likely require the Contractor to subcontract for the execution of certain activities.

All contaminated materials shall be managed as either “uncontaminated soil” or non-special waste. This work shall include monitoring and potential sampling, analytical testing, and management of a material contaminated by regulated substances. The Environmental Firm shall continuously monitor all soil excavation for worker protection and soil contamination. **Phase I Preliminary Engineering information is available through the District’s Environmental Studies Unit.** Soil samples or analysis without the approval of the Engineer will be at no additional cost to the Department. The lateral distance is measured from centerline and the farthest distance is the offset distance or construction limit whichever is less.

The Contractor shall manage any excavated soils and sediment within the following areas:

Site 3310-3 – Sandstrom Coating Technologies, 224 S. Main Street, Port Byron, Rock Island County

- Station 670+85 to Station 671+25, (IL Route 84), 80 to 110 feet LT: The Engineer has determined this material meets the criteria of, and shall be managed in accordance with Article 669.09(a)(5). COC sampling parameters: antimony, lead, mercury.
- Station 671+50 to Station 672+50, (IL Route 84), 80 to 110 feet LT: The Engineer has determined this material meets the criteria of, and shall be managed in accordance with Article 669.09(a)(5). COC sampling parameters: antimony, ethylbenzene, lead, mercury, naphthalene, toluene, total xylenes, VOCs.
- Station 671+15 to Station 672+50, (IL Route 84), 15 to 80 feet LT: The Engineer has determined this material meets the criteria of, and shall be managed in accordance with Article 669.09(a)(5). COC sampling parameters: benzo(b)fluoranthene, benzo(a)pyrene, dibenzo(a,h)anthracene.
- Station 669+75 to Station 670+75, (IL Route 84), 15 to 80 feet LT: The Engineer has determined this material meets the criteria of, and shall be managed in accordance with Article 669.09(a)(5). COC sampling parameters: antimony, manganese, total xylenes.
- Station 670+50 to Station 670+85, (IL Route 84), 80 to 110 feet LT: The Engineer has determined this material meets the criteria of, and shall be managed in accordance with Article 669.09(a)(1). COC sampling parameters: pH, manganese.
- Station 670+75 to Station 671+15, (IL Route 84), 15 to 80 feet LT: The Engineer has determined this material meets the criteria of, and shall be managed in accordance with Article 669.09(a)(5). COC sampling parameters: antimony, arsenic, benzo(a)pyrene, lead, mercury, total xylenes.

Site 3310-8 – Residence, 406 S. Main Street, Port Byron, Rock Island County

- Station 663+75 to Station 664+35 (IL Route 84), 60 to 110 feet LT: The Engineer has determined this material meets the criteria of, and shall be managed in accordance with Article 669.09(a)(2). COC sampling parameter: manganese.
- Station 663+75 to Station 664+35 (IL Route 84), 15 to 60 feet LT: The Engineer has determined this material meets the criteria of, and shall be managed in accordance with Article 669.09(a)(3). COC sampling parameter: benzo(a)pyrene and manganese.
- Station 664+35 to Station 664+85 (IL Route 84), 15 to 85 feet LT: The Engineer has determined this material meets the criteria of, and shall be managed in accordance with Article 669.09(a)(2). COC sampling parameter: manganese.

**SEEDING, CLASS 5C - MONARCH AND POLLINATOR MIXTURE**

All work, materials and equipment shall conform to Section 250 and 1081 of the Standard Specifications except as modified herein.

Add the following seeding mixture to Table 1 of Article 250.07 Seeding Mixtures:

"Table 1 - SEEDING MIXTURES		
Class - Type	Seeds	lb/acre (kg/hectare)
5C Monarch and Pollinator Mixture	Milkweed Mixture (Below) 6/, 8/	4 (4)
	Pollinator Mixture (Below) 6/, 8/	3 (3)
<p>Milkweed Mixture - Mixture not exceeding 50% by weight PLS of any one species of the following:</p> <p><u>Species:</u>            Asclepias incarnata (Swamp Milkweed)            Asclepias sullivantii (Prairie Milkweed)            Asclepias syriaca (Common Milkweed)            Asclepias verticillata (Whorled Milkweed)            Asclepias tuberosa (Butterfly Milkweed)</p>		
<p>Pollinator Mixture - Mixture not exceeding 20% by weight PLS of any one species of the following:</p> <p><u>Species:</u>            Echinacea purpurea (Purple Coneflower)            Gaillardia x grandiflora (Blanket Flower)            Liatris pycnostachya (Prairie Blazing Star)            Monarda fistulosa (Prairie Bergamot)            Rudbeckia hirta (Black-Eyed Susan)            Symphyotrichum novae-angliae (New England Aster)</p>		

Add the following to Article 1081.04(c)(1):

“All native seed species shall be local genotype and shall be from a radius of 200 miles from the project site.”

Add the following to Article 1081.04(c):

“(7) If specified seed material is unavailable, the Engineer shall approve the substitutes. Adjustments will be made at no cost to the contract. Approval of substitutes shall in no way waive any requirements of the contract.”

This work will be paid for at the contract unit price per Acre for SEEDING, CLASS 5C.

### **ROAD CLOSURE PLUS WORKING DAYS**

All pavement widening work on the marked detour must be completed prior to the road closure. The road closure cannot start until August 13, 2018. Once the roadway is closed the contractor shall be allowed no more than 30 consecutive calendar days to complete the project under the road closure. No work shall be done on this project August 8<sup>th</sup> through August 11<sup>th</sup>, 2018. 20 working days shall be allowed to complete the pavement widening, building removal, landscaping and punch list items.

### **DRYWELL**

This work shall be done in accordance with Section 602 of the Standard Specifications, as shown on the plans and the detail for “drywell”, as modified herein and as directed by the Engineer.

The drywell shall be a precast concrete unit with a diameter of 6' and total depth of 8'. The depth can be achieved by assembling 2 or 3 sections of pipe. Any joints shall be sealed in accordance with Section 602. The unit shall be cast with round 3" openings in the pipe wall evenly spaced around the pipe and along the depth of the drywell to facilitate storm water drainage into the backfill material around the drywell. The openings shall be sized appropriately for the aggregate material specified. The drywell shall be wrapped in Supac 4NP Fabric Barrier or approved equal nonwoven material to prevent fines from infiltrating the drywell. The same fabric barrier shall be placed around the limits of the excavation and below the topsoil for the finish grade. 12" of CA1 shall be used below the invert of the drywell and CA1 shall be used as backfill to fill the void between the drywell and the limits of the excavation. The drywell will have a precast concrete flat top meeting the requirements of DOT standard drawing 602406 and a NEENAH R-4348 frame (or equivalent).

**Basis of Payment:** This work will be paid for at the contract unit price per Each for DRYWELL and will include excavation, all materials, labor and incidentals necessary to complete this Item of work.

**HOT-MIX ASPHALT MIXTURE IL-9.5FG (BMPR)**

Effective: July 1, 2005

Revised: December 28, 2010

**Description.** This work shall consist of constructing fine graded hot-mix asphalt (HMA) surface course-or leveling binder with an IL-9.5FG mixture. Work shall be according to Sections 406, 407 and 1030 of the Standard Specifications, except as modified herein.

**Materials.** Revise Article 1003.03(c) of the Standard Specifications to read:

“(c) Gradation. The fine aggregate gradation for all HMA shall be FA 1, FA 2, FA 20, or FA 21. For mixture IL-9.5FG, the fine aggregate fraction shall consist of at least 67 percent manufactured sand meeting FA 20 gradation. The manufactured sand shall be stone sand, slag sand, steel slag sand, or combinations thereof.”

**Mixture Design.** Add the following to the table in Article 1030.04(a)(1):

“High ESAL, MIXTURE COMPOSITION (% PASSING) <sup>1/</sup>		
Sieve Size	IL-9.5FG	
	min	max
1 1/2 in (37.5 mm)		
1 in. (25 mm)		
3/4 in. (19 mm)		
1/2 in. (12.5 mm)		100
3/8 in. (9.5 mm)	90	100
#4 (4.75 mm)	60 <sup>4/</sup>	75 <sup>4/</sup>
#8 (2.36 mm)	45 <sup>4/</sup>	60 <sup>4/</sup>
#16 (1.18 mm)	25	40
#30 (600 μm)	15	30
#50 (300 μm)	8	15
#100 (150 μm)	6	10
#200 (75 μm)	4	6.5
Ratio Dust/Asphalt Binder		1.0

4/ When used as level binder placed less than 1 in. (25 mm) thick, the min and max percent passing shall each be increased 5%.

Revise the table in Article 1030.04(b)(1) of the Standard Specifications to read:

"VOLUMETRIC High ESAL					REQUIREMENTS
	Voids in the Mineral Aggregate (VMA), % minimum				Voids Filled with Asphalt Binder (VFA), %
N <sub>design</sub>	IL-25.0	IL-19.0	IL-12.5	IL-9.5	
50	12.0	13.0	14.0	15 <sup>1/</sup>	65 - 78
70					65 - 75 <sup>2/</sup>
90					
105					

1/ The VMA for IL-9.5FG shall be a minimum of 15.0 percent.

2/ The VFA range for IL-9.5FG shall be 65 - 78 percent."

**Quality Control/Quality Assurance (QC/QA).** Revise the second table in Article 1030.05(d)(4) to read:

DENSITY CONTROL LIMITS			
Mixture Composition		Parameter	Individual Test <sup>3/</sup>
IL-9.5FG	Lifts < 1.25 in. (32 mm)	N <sub>design</sub> 50 - 105	91.0 – 97.0% <sup>2/</sup>
	Lifts ≥ 1.25 in. (32 mm)	N <sub>design</sub> 50 - 105	93.0 – 97.0%
IL-9.5, IL-12.5		N <sub>design</sub> ≥ 90	92.0 – 96.0 %
IL-9.5, IL-9.5L, IL-12.5		N <sub>design</sub> < 90	92.5 – 97.4 %
IL-19.0, IL-25.0		N <sub>design</sub> ≥ 90	93.0 – 96.0 %
IL-19.0, IL-19.0L, IL-25.0		N <sub>design</sub> < 90	93.0 – 97.4 %
All Other		N <sub>design</sub> = 30	93.0 <sup>1/</sup> - 97.4 %

1/ 92.0 % when placed as first lift on an unimproved subgrade.

2/ Density shall be determined by cores or by correlated, approved thin lift nuclear gauge.

3/ Bulk Specific Gravity and Density that are determined using coated samples must be in accordance with ASTM 1188-96.



**CONSTRUCTION REQUIREMENTS**

**Leveling Binder.** Revise the table and second paragraph of Article 406.05(c) of the Standard Specifications to read:

"Leveling Binder	
Nominal, Compacted, Leveling Binder Thickness, in. (mm)	Mixture Composition
≤ 1 1/4 (32)	IL-9.5, IL-9.5 FG, or IL-9.5L
> 1 1/4 to 2 (32 to 50)	IL-9.5, IL-9.5FG, IL-9.5L, or IL-12.5

The density requirements of Article 1030.05(d)(4) shall apply for leveling binder, machine method, when the nominal, compacted thickness is: 3/4 in. (19 mm) or greater for IL-9.5FG mixtures, 1 1/4 in. (32 mm) or greater for IL-9.5 and IL-9.5L mixtures, and 1 1/2 in. (38 mm) or greater for IL-12.5 mixtures."

**Compaction.** Revise Table 1 in Article 406.07(a) of the Standard Specifications to read:

"TABLE 1 - MINIMUM ROLLER REQUIREMENTS FOR HMA				
	Breakdown Roller (one of the following)	Intermediate Roller	Final Roller (one or more of the following)	Density Requirement
Level Binder: (When the density requirements of Article 406.05(c) do not apply.)	P 3/	--	VS, P 3/, TB, TF, 3W	To the satisfaction of the Engineer.
Level Binder: (When placed at ≤ 1 1/4 (32 mm) and density requirements apply.)	TB, 3W	P 3/	VS, TB, TF	As specified in Articles: 1030.05(d)(3), (d)(4), and (d)(7).
Binder and Surface 1/ (When the density requirements of Article 406.05(c) apply.)	VD, P 3/, TB, 3W	P 3/	VS, TB, TF	As specified in Articles: 1030.05(d)(3), (d)(4), and (d)(7).
Bridge Decks 2/	TB	--	TF	As specified in Articles: 582.05 and 582.06.

- 1/ If the average delivery at the job site is 85 ton/hr (75 metric ton/hr) or less, any roller combination may be used provided it includes a steel wheeled roller and the required density and smoothness is obtained.
- 2/ One TB may be used for both breakdown and final rolling on bridge decks 300 ft (90 m) or less in length, except when the air temperature is less than 60 °F (15 °C).
- 3/ A vibratory roller (VD) may be used in lieu of the pneumatic-tired roller on mixtures containing polymer modified asphalt binder.

**Basis of Payment.** Add the following two paragraphs after the third paragraph of Article 406.14 of the Standard Specifications:

"Mixture IL-9.5FG will be paid for at the contract unit price per ton (metric ton) for LEVELING BINDER (HAND METHOD), IL-9.5FG, of the Ndesign specified; LEVELING BINDER (MACHINE METHOD), IL-9.5FG, of the Ndesign specified; or HOT-MIX ASPHALT SURFACE COURSE, IL-9.5FG, of the Ndesign specified.

Mixture IL-9.5FG in which polymer modified asphalt binders are required will be paid for at the contract unit price per ton (metric ton) for POLYMERIZED LEVELING BINDER (HAND METHOD), IL-9.5FG, of the Ndesign specified; POLYMERIZED LEVELING BINDER (MACHINE METHOD), IL-9.5FG, of the Ndesign specified; or POLYMERIZED HOT-MIX ASPHALT SURFACE COURSE, IL-9.5FG, of the Ndesign specified."

### **FILLING EXISTING CULVERTS**

Effective: April 7, 1999

This work shall be done in accordance with the applicable portions of Section 605 of the Standard Specifications and as shown in the plans and shall include all labor, materials, and equipment required to completely fill the culvert.

Station	Description
664 + 57	12" RCCP 30' Length

The cavity should be filled with as much sand as practical with the remaining voids to be filled with a grout capable of being pumped under pressure.

The grout shall consist of a minimum of one part of cement to eight parts of sand with a slump suitable for pumping. The cement factor may be increased to improve pumping characteristics.

The Contractor will not be allowed to cut through the pavement to provide an opening for filling operations.

This work will be paid for at the contract unit price per Each for FILLING EXISTING CULVERTS.

**BUILDING REMOVAL - CASE II (NON-FRIABLE ASBESTOS ABATEMENT) (BDE)**

Effective: September 1, 1990

Revised: April 1, 2010

**BUILDING REMOVAL:** This work shall consist of the removal and disposal of 1 building(s), together with all foundations, retaining walls, and piers, down to a plane 1 ft (300 mm) below the ultimate or existing grade in the area and also all incidental and collateral work necessary to complete the removal of the building(s) in a manner approved by the Engineer. Any holes, such as basements, shall be filled with a suitable granular material. The building(s) are identified as follows:

<u>Bldg. No.</u>	<u>Parcel No.</u>	<u>Location</u>	<u>Description</u>
Building Removal No. 2	2091409	224 South Main Street	Commercial Property

**Discontinuance of Utilities:** The Contractor shall arrange for the discontinuance of all utility services and the removal of the metering devices that serve the building(s) according to the respective requirements and regulations of the City, County, or utility companies involved. The Contractor shall disconnect and seal, in an approved manner, all service outlets that serve any building(s) he/she is to remove.

**Signs:** Immediately upon execution of the contract and prior to the wrecking of any structures, the Contractor shall be required to paint or stencil, in contrasting colors of an oil base paint, on all four sides of each residence and two opposite sides of other structures, the following sign:

PROPERTY ACQUIRED FOR  
HIGHWAY CONSTRUCTION  
TO BE DEMOLISHED BY THE

VANDALS WILL BE PROSECUTED

The signs shall be positioned in a prominent location on the structure so that they can be easily seen and read and at a sufficient height to prevent defacing. The Contractor shall not paint signs nor start demolition of any building(s) prior to the time that the State becomes the owner of the respective building(s).

The Contractor has the option of removing the non-friable asbestos prior to demolition or demolishing the building(s) with the non-friable asbestos in place. Refer to the Special Provisions titled "Asbestos Abatement (General Conditions)" and "Removal and Disposal of Non-Friable Asbestos Building No. 2" contained herein.

**Basis of Payment:** This work will be paid for at the contract lump sum unit price for BUILDING REMOVAL, numbers as listed above, which price shall be payment in full for complete removal of the buildings and structures, including any necessary backfilling material as specified herein. The lump sum unit price(s) for this work shall represent the cost of demolition and disposal assuming all non-friable asbestos is removed prior to demolition. Any salvage value shall be reflected in the contract unit price for this item.

**EXPLANATION OF BIDDING TERMS:** Two separate contract unit price items have been established for the removal of each building. They are:

1. BUILDING REMOVAL NO. 2
2. REMOVAL AND DISPOSAL OF NON-FRIABLE ASBESTOS, BUILDING NO. 2

The Contractor shall have two options available for the removal and disposal of the non-friable asbestos.

The pay item for removal and disposal of non-friable asbestos will not be deleted regardless of the option chosen by the Contractor.

**ASBESTOS ABATEMENT (GENERAL CONDITIONS):** This work consists of the removal and disposal of non-friable asbestos from the building(s) to be demolished. All work shall be done according to the requirements of the U.S. Environmental Protection Agency (USEPA), the Illinois Environmental Protection Agency (IEPA), the Occupational Safety and Health Administration (OSHA), the Special Provision for "Removal and Disposal of Non-Friable Asbestos, Building No. 2," and as outlined herein.

Sketches indicating the location of Asbestos Containing Material (ACM) are included in the proposal on pages 28 thru 29. Also refer to the Materials Description Table on page 23 for a brief description and location of the various materials. Also included is a Materials Quantities Table on page 24. This table states the ACM is non-friable and gives the approximate quantity. The quantities are given only for information and it shall be the Contractor's responsibility to determine the exact quantities prior to submitting his/her bid.

The work involved in the removal and disposal of non-friable asbestos if done prior to demolition, shall be performed by a Contractor or Sub-Contractor prequalified with the Illinois Capital Development Board.

The Contractor shall provide a shipping manifest, similar to the one shown on page 30, to the Engineer for the disposal of all ACM wastes.

**Permits:** The Contractor shall apply for permit(s) in compliance with applicable regulations of the Illinois Environmental Protection Agency. Any and all other permits required by other federal, state, or local agencies for carrying on the work shall be the responsibility of the Contractor. Copies of the permit(s) shall be sent to the district office and the Engineer.

**Notifications:** The "Demolition/Renovation Notice" form, which can be obtained from the IEPA office, shall be completed and submitted to the address listed below at least ten days prior to commencement of any asbestos removal or demolition activity. Separate notices shall be sent for the asbestos removal work and the building demolition if they are done as separate operations.

Asbestos Demolition/Renovation Coordinator  
Illinois Environmental Protection Agency  
Division of Air Pollution Control  
P. O. Box 19276  
Springfield, Illinois 62794-9276  
(217) 785-1743

Notices shall be updated if there is a change in the starting date or the amount of asbestos changes by more than 20 percent.

**Submittals:**

- A. All submittals and notices shall be made to the Engineer except where otherwise specified herein.
- B. Submittals that shall be made prior to start of work:
  - 1. Submittals required under Asbestos Abatement Experience.
  - 2. Submit documentation indicating that all employees have had medical examinations and instruction on the hazards of asbestos exposure, on use and fitting of respirators, on protective dress, on use of showers, on entry and exit from work areas, and on all aspects of work procedures and protective measures as specified in Worker Protection Procedures.
  - 3. Submit manufacturer's certification stating that vacuums, ventilation equipment, and other equipment required to contain airborne fibers conform to ANSI 29.2.
  - 4. Submit to the Engineer the brand name, manufacturer, and specification of all sealants or surfactants to be used. Testing under existing conditions will be required at the direction of the Engineer.
  - 5. Submit proof that all required permits, site locations, and arrangements for transport and disposal of asbestos-containing or asbestos-contaminated materials, supplies, and the like have been obtained (i.e., a letter of authorization to utilize designated landfill).
  - 6. Submit a list of penalties, including liquidated damages, incurred through non-compliance with asbestos abatement project specifications.

7. Submit a detailed plan of the procedures proposed for use in complying with the requirements of this specification. Include in the plan the location and layout of decontamination units, the sequencing of work, the respiratory protection plan to be used during this work, a site safety plan, a disposal plan including the location of an approved disposal site, and a detailed description of the methods to be used to control pollution. The plan shall be submitted to the Engineer prior to the start of work.
  8. Submit proof of written notification and compliance with the "Notifications" paragraph.
- C. Submittals that shall be made upon completion of abatement work:
1. Submit copies of all waste chain-of-custodies, trip tickets, and disposal receipts for all asbestos waste materials removed from the work area;
  2. Submit daily copies of work site entry logbooks with information on worker and visitor access;
  3. Submit logs documenting filter changes on respirators, HEPA vacuums, negative pressure ventilation units, and other engineering controls; and
  4. Submit results of any bulk material analysis and air sampling data collected during the course of the abatement including results of any on-site testing by any federal, state, or local agency.

Certificate of Insurance:

- A. The Contractor shall document general liability insurance for personal injury, occupational disease and sickness or death, and property damage.
- B. The Contractor shall document current Workmen's Compensation Insurance coverage.
- C. The Contractor shall supply insurance certificates as specified by the Department.

Asbestos Abatement Experience:

- A. Company Experience. Prior to starting work, the Contractor shall supply evidence that he/she has been prequalified with the Illinois Capital Development Board and that he/she has been included on the Illinois Department of Public Health's list of approved Contractors.

B. Personnel Experience:

1. For Superintendent, the Contractor shall supply:
  - a. Evidence of knowledge of applicable regulations in safety and environmental protection is required as well as training in asbestos abatement as evidenced by the successful completion of a training course in supervision of asbestos abatement as specified in 40 CFR 763, Subpart E, Appendix C, EPA Model Contractor Accreditation Plan. A copy of the certificate of successful completion shall be provided to the Engineer prior to the start of work.
  - b. Documentation of experience with abatement work in a supervisory position as evidenced through supervising at least two asbestos abatement projects; provide names, contact, phone number, and locations of two projects in which the individual(s) has worked in a supervisory capacity.
2. For workers involved in the removal of asbestos, the Contractor shall provide training as evidenced by the participation and successful completion of an accredited training course for asbestos abatement workers as specified in 40 CFR 763, Subpart E, Appendix C, EPA Model Contractor Accreditation Plan. A copy of the certificate of successful completion shall be provided to all employees who will be working on this project.

**ABATEMENT AIR MONITORING:** The Contractor shall comply with the following:

- A. Personal Monitoring. All personal monitoring shall be conducted per specifications listed in OSHA regulation, Title 29, Code of Federal Regulation 1926.58. All area sampling shall be conducted according to 40 CFR Part 763.90. All air monitoring equipment shall be calibrated and maintained in proper operating condition. Excursion limits shall be monitored daily. Personal monitoring is the responsibility of the Contractor. Additional personal samples may be required by the Engineer at any time during the project.
- B. Interior Non-Friable Asbestos-Containing Materials. The Contractor shall perform personal air monitoring during removal of all non-friable Transite and floor tile removal operations. The Engineer will also have the option to require additional personal samples and/or clearance samples during this type of work.
- C. Exterior Non-Friable Asbestos-Containing Materials. The Contractor shall perform personal air monitoring during removal of all non-friable cementitious panels, piping, roofing felts, and built up roofing materials that contain asbestos.

The Contractor shall conduct down wind area sampling to monitor airborne fiber levels at a frequency of no less than three per day.

D. Air Monitoring Professional

1. All air sampling shall be conducted by a qualified Air Sampling Professional supplied by the Contractor. The Air Sampling Professional shall submit documentation of successful completion of the National Institute for Occupational Safety and Health (NIOSH) course #582 - "Sampling and Evaluating Airborne Asbestos Dust".
2. Air sampling shall be conducted according to NIOSH Method 7400. The results of these tests shall be provided to the Engineer within 24 hours of the collection of air samples.

**REMOVAL AND DISPOSAL OF NON-FRIABLE ASBESTOS, BUILDING NO. 2:** The Contractor has the option of removing and disposing of the non-friable asbestos prior to demolition of the building(s) or demolishing the building(s) with the non-friable asbestos in place.

Option #1 - If the Contractor chooses to remove all non-friable asbestos prior to demolition, the work shall be done according to the Special Provision titled "Asbestos Abatement (General Conditions)".

Option #2 - If the Contractor chooses to demolish the building(s) with the non-friable asbestos in place, the following provisions shall apply:

1. Continuously wet all non-friable ACM and other building debris with water during demolition.
2. Dispose of all demolition debris as asbestos containing material by placing it in lined, covered transport haulers and placing it in an approved landfill.

This work will be paid for at the contract unit price per lump sum for REMOVAL AND DISPOSAL OF NON-FRIABLE ASBESTOS, BUILDING NO. 2, as shown.

The cost for this work shall be determined as follows:

Option #1 - Actual cost of removal and disposal of non-friable asbestos.

Option #2 - The difference in cost between removing and disposing of the building if all non-friable asbestos is left in place and removing and disposing of the building assuming all non-friable asbestos is removed prior to demolition.

The cost of removing and disposing of the building(s), assuming all non-friable asbestos is removed first, shall be represented by the pay item "BUILDING REMOVAL NO. 2".

Regardless of the option chosen by the Contractor, this pay item will not be deleted, nor will the pay item BUILDING REMOVAL NO. 2 be deleted.





SECTION 1  
 1.1 SURVEY SUMMARY SHEET

**SITE INFORMATION:**

FAP Route:	<u>FAS 208</u>	Address:	<u>224 South Main Street</u>
County:	<u>Rock Island</u>	Address:	
IDOT Job No:	<u>R-92-009-14</u>	City, State Zip	<u>Port Byron, Illinois</u>
Section:	<u>111R</u>	Property Type:	<u>Commerical Property</u>
Parcel No:	<u>2091409</u>	Construction Date:	<u>1965, 1973</u>
IDOT Work Order No:	<u>640</u>	Building Size (sqft):	<u>1,728 &amp; 720</u>

ASBESTOS CONTAINING MATERIALS	
Survey Date	<u>April 27, 2018</u>
By Whom:	<u>PSI, Inc.</u> Firm
	<u>Ciaran McGowan</u> Inspector
	<u>100-18958</u> IDPH License No.
<b>Results:</b>	
Number of Material Types Sampled:	<u>5</u>
Number of Samples Collected:	<u>15</u>
Number of Materials Testing Positive:	<u>1</u>
Was Friable ACM Found?	<u>No</u>
Were Roofing Materials Sampled?	<u>No</u>
Are There Unique State or Local Requirements?	<u>Yes</u>
<b>Laboratory Utilized:</b>	
Name:	<u>PSI, Inc.</u>
Address:	<u>850 Poplar Street</u> <u>Pittsburgh, PA 15220</u>
<b>Building Access Limitations:</b>	
<u>None</u>	



SECTION 1  
 1.2 SURVEY SUMMARY & RESULTS

**ACM SURVEY RESULTS - Parcel No. 2091409**  
**Commercial Property**  
**224 South Main Street**  
**Port Byron, Illinois 61275**

The following homogeneous building material types were sampled as part of this survey and their results are summarized in the table below:

MTL #	MATERIAL DESCRIPTION	LOCATION	F/NF <sup>1</sup>	COND. <sup>2</sup>	% ACM <sup>3</sup>	# SAMPLES	QUANTITY (ENG/MET)
01	White Caulk	Old Maintenance Building Windows & Doors on West Side	NF	Fair	ND	3	40 LF 12.2 LM
02	Drywall & Joint Compound	Aerosol Building Garage and Office	NF	Fair	ND	3	300 SF 27.9 SM
03	2' x 2' White Ceiling Tile	Aerosol Building Office in boxes	F	Good	ND	3	128 SF 11.9 SM
04	Gray Floor Coating	Aerosol Building Garage	NF	Good	ND	3	100 SF 9.3 SM
05	<b>Brown Mastic</b>	<b>North Side Vent in Aerosol Building</b>	NF	<b>Good</b>	<b>3% Chrysotile</b>	3	<b>40 SF</b> <b>3.7 SM</b>
TOTAL QUANTITY OF ACM							40 SF 3.7 SM
ESTIMATED ABATEMENT COST							\$1,380.00

<sup>1</sup> F = Friable; NF = Nonfriable Friability is further defined in section 4.  
<sup>2</sup> Cond. = Condition Of Materials Either good, fair or poor.  
<sup>3</sup> ND = None Detected  
 \* Point Count Analysis




Old Maintenance - North Face



Old Maintenance – South Face & Aerosol Building – North Face

224 South Main Street  
Rock Island, County  
Port Byron, Illinois

Parcel No.	2091409
Work Order No.	640
PSI Project No.	00472669



Old Maintenance – East Face



Old Maintenance & Aerosol Building – West Face

224 South Main Street  
Rock Island, County  
Port Byron, Illinois

Parcel No.	2091409
Work Order No.	640
PSI Project No.	00472669





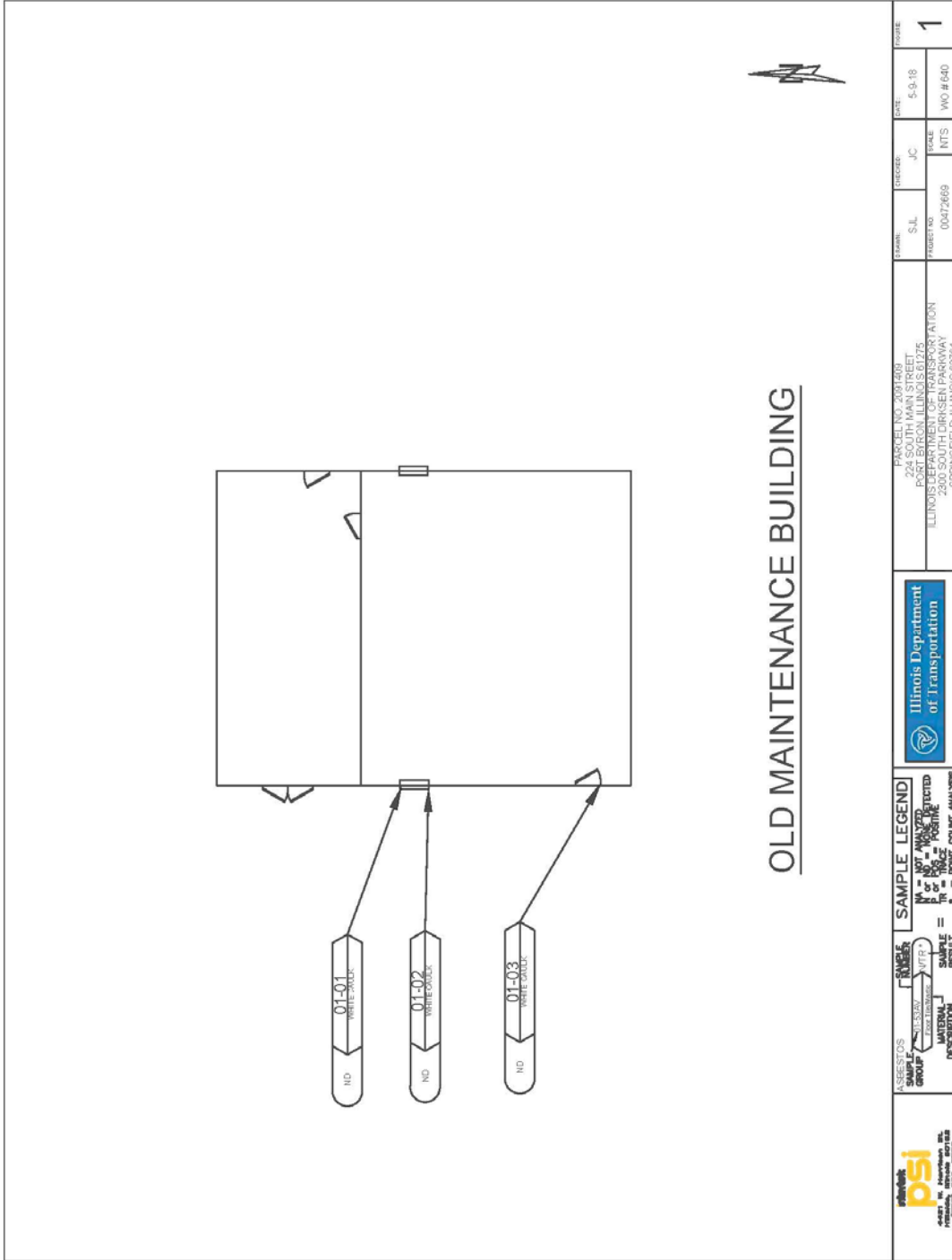
Aerosol Building – East Face



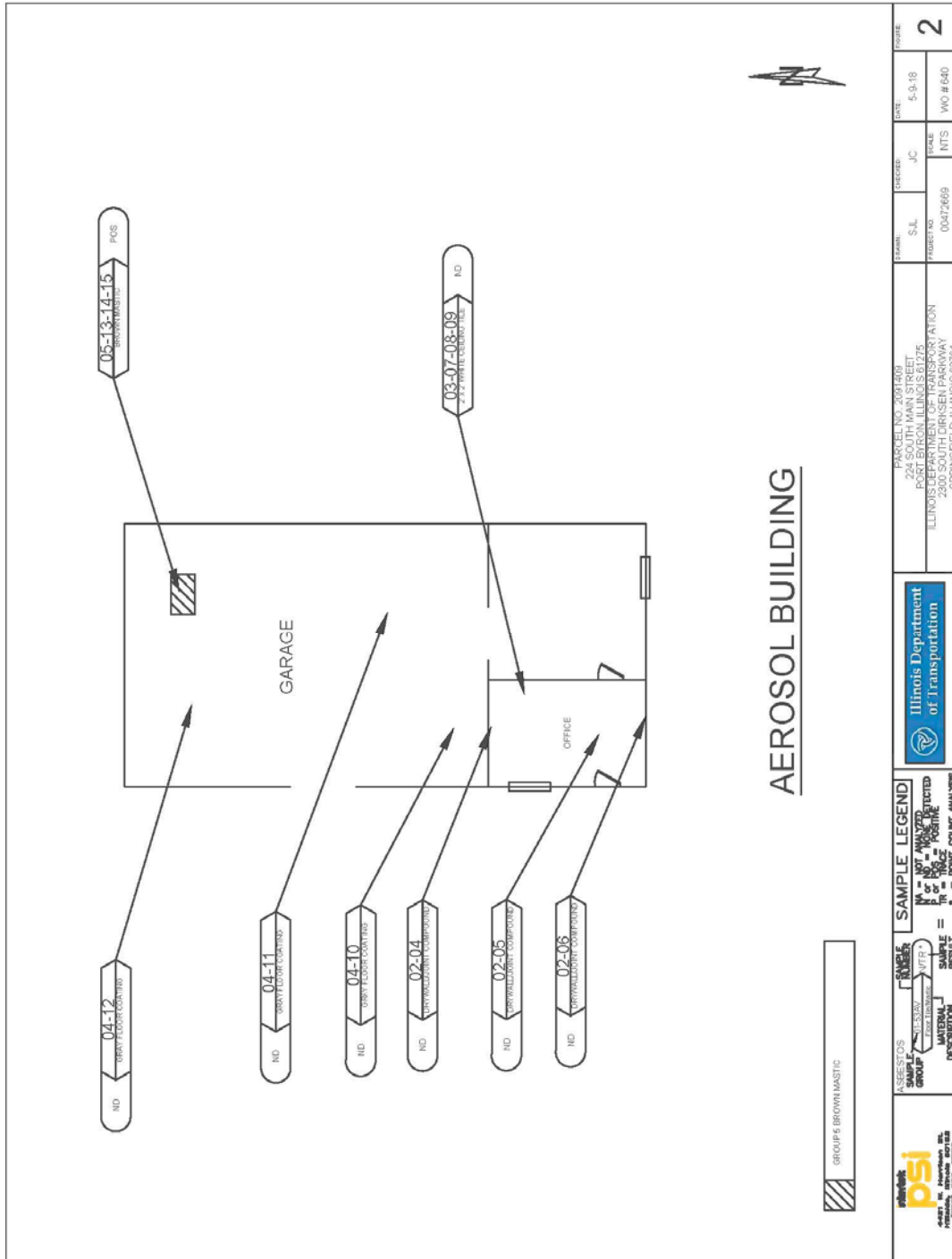
Aerosol Building – South Face

224 South Main Street  
Rock Island, County  
Port Byron, Illinois

Parcel No. 2091409  
Work Order No. 640  
PSI Project No. 00472669



 <small>           ILLINOIS  <b>psi</b>            CONSULTING ENGINEERS            1001 W. BROADWAY SUITE 100            CHICAGO, ILLINOIS 60607-1000         </small>	<b>ASBESTOS</b> GROUP 7 ANALYSIS	<b>NUMBER</b> 7 <small>           (SEE ANALYSIS REPORT FOR LOCATION DESCRIPTION)         </small>	<b>SAMPLE LEGEND</b> NA = NOT ANALYZED P = POSITIVE N = NEGATIVE * = PORT COUNT ANALYSIS		PROJECT NO. PORT 001 224 SOUTH MAJOR STREET PORT BORO, ILLINOIS 61725	DRAWN: S.L. PROJECT NO. 00072669	CHECKED: JC	DATE: 5-8-18	DRAWING NO. 1
					ILLINOIS DEPARTMENT OF TRANSPORTATION 2000 SOUTH DIRKSEN PARKWAY SPRINGFIELD, ILLINOIS 62762	SCALE: NTS W/O #640			



**AEROSOL BUILDING**

 <small>           ILLINOIS  <b>psi</b>            PUBLIC SERVICE            PROJECTS            2000 SOUTH DIRKSEN PARKWAY            SPRINGFIELD, ILLINOIS 62726         </small>	<b>ASBESTOS</b> <b>GROUP 7</b> <small>           ANALYSIS            (SEE INSTRUCTIONS)         </small> <b>NUMBER</b> <small>           ANALYSIS            (SEE INSTRUCTIONS)         </small> <b>OFFICE</b> <small>           ANALYSIS            (SEE INSTRUCTIONS)         </small>	<b>SAMPLE LEGEND</b> <small>           NA = NOT ANALYZED            N = NO            Y = YES            P = POSSIBLE            R = RANGE            C = CONFIRMED            S = SILENT            D = PORT COUNT ANALYSIS         </small>	 <b>Illinois Department of Transportation</b>	<b>PROJECT NO. / PORT NO.</b> 224 SOUTH MAIN STREET PORT BORO, ILLINOIS 61725	<b>DATE</b> 5-8-18	<b>PROJECT</b> JC	<b>PROJECT NO.</b> 00072669	<b>SCALE</b> NTS	<b>PROJECT</b> WO #640	<b>PROJECT</b> 2
				<b>ILLINOIS DEPARTMENT OF TRANSPORTATION</b> 2000 SOUTH DIRKSEN PARKWAY SPRINGFIELD, ILLINOIS 62726	<b>PROJECT NO.</b> 00072669	<b>SCALE</b> NTS	<b>PROJECT</b> WO #640	<b>PROJECT</b> 2		

APPENDIX D

SHIPPING MANIFEST  
 Generator

1. Work Site Name and Mailing Address	Owner's Name	Owner's Telephone No.
2. Operator's Name and Address		Operator's Telephone No.
3. Waste Disposal Site (WDS) Name Mailing Address, and Physical Site Location		WDS Telephone No.
4. Name and Address of Responsible Agency		
5. Description of Materials		
6. Containers	No.	Type
7. Total Quantity	M <sup>3</sup>	(Yd <sup>3</sup> )
8. Special Handling Instructions and Additional Information		
9. OPERATOR'S CERTIFICATION: I hereby declare that the contents of this consignment are fully and accurately described above by proper shipping name and are classified, packed, marked, and labeled, and are in all respects in proper condition for transport by highway according to applicable international and government regulations.		
Printed/Typed Name & Title	Signature	Month Day Year

Transporter

10. Transporter 1 (Acknowledgement of Receipt of Materials)		
Printed/Typed Name & Title	Signature	Month Day Year
Address and Telephone No.		
11. Transporter 2 (Acknowledgement of Receipt of Materials)		
Printed/Typed Name & Title	Signature	Month Day Year
Address and Telephone No.		

Disposal Site

12. Discrepancy Indication Space		
13. Waste Disposal Site Owner or Operator: Certification of Receipt of Asbestos Materials Covered By This Manifest Except As Noted in Item 12		
Printed/Typed Name & Title	Signature	Month Day Year



APPENDIX D

INSTRUCTIONS

Waste Generator Section (Items 1-9)

1. Enter the name of the facility at which asbestos waste is generated and the address where the facility is located. In the appropriate spaces, also enter the name of the owner of the facility and the owner's phone number.
2. If a demolition or renovation, enter the name and address of the Company and authorized agent responsible for performing the asbestos removal. In the appropriate spaces, also enter the phone number of the operator.
3. Enter the name, address, and physical site location of the waste disposal site (WDS) that will be receiving the asbestos materials. In the appropriate spaces, also enter the phone number of the WDS. Enter "on-site" if the waste will be disposed of on the generator's property.
4. Provide the name and address of the local, State, or EPA Regional Office responsible for administering the asbestos NESHAP program.
5. Indicate the types of asbestos waste materials generated. If from a demolition or renovation, indicate the amount of asbestos that is
  - Friable asbestos material
  - Nonfriable asbestos material
6. Enter the number of containers used to transport the asbestos materials listed in Item 5. Also enter one of the following container codes used in transporting each type of asbestos material (specify any other type of container used if not listed below):
  - DM - Metal drums, barrels
  - DP - Plastic drums, barrels
  - BA - 6 mil plastic bags or wrapping
7. Enter the quantities of each type of asbestos material removed in units of cubic meters (cubic yards).
8. Use this space to indicate special transportation, treatment, storage or disposal or Bill of Lading information. If an alternate waste disposal site is designated, note it here. Emergency response telephone numbers or similar information may be included here.
9. The authorized agent of the waste generator shall read and then sign and date this certification. The date is the date of receipt by transporter.

NOTE: The waste generator shall retain a copy of this form.

APPENDIX D

INSTRUCTIONS

Transporter Section (Items 10 & 11)

10. & 11. Enter name, address, and telephone number of each transporter used, if applicable. Print or type the full name and title of person accepting responsibility and acknowledging receipt of materials as listed on this waste shipment record for transport.

NOTE: The transporter shall retain a copy of this form.

Disposal Site Section (Items 12 & 13)

12. The authorized representative of the WDS shall note in this space any discrepancy between waste described on this manifest and waste actually received as well as any improperly enclosed or contained waste. Any rejected materials should be listed and destination of those materials provided. A site that converts asbestos-containing waste material to nonasbestos material is considered a WDS.
13. The signature (by hand) of the authorized WDS agent indicates acceptance and agreement with statements on this manifest except as noted in Item 12. The date is the date of signature and receipt of shipment.

NOTE: The WDS shall retain a completed copy of this form. The WDS shall also send a completed copy to the operator listed in Item 2.

**BUILDING REMOVAL - CASE IV (NO ASBESTOS) (BDE)**

Effective: September 1, 1990

Revised: April 1, 2010

**BUILDING REMOVAL:** This work shall consist of the removal and disposal of 4 building(s), together with all foundations, retaining walls, and piers, down to a plane 1 ft (300 mm) below the ultimate or existing grade in the area and also all incidental and collateral work necessary to complete the removal of the building(s) in a manner approved by the Engineer. Any holes, such as basements, shall be filled with a suitable granular material. The building(s) are identified as follows:

<u>Bldg. No.</u>	<u>Parcel No.</u>	<u>Location</u>	<u>Description</u>
Building Removal No. 1	2091409	224 S. Main St.	Commercial property
Building Removal No. 3	2091407	410 S. Main St.	Residential property
Building Removal No. 4	2091407	410 S. Main St	Residential property
Building Removal No. 5	2091404	504 S. Main St.	Residential property

**Discontinuance of Utilities:** The Contractor shall arrange for the discontinuance of all utility services and the removal of the metering devices that serve the building(s) according to the respective requirements and regulations of the City, County, or utility companies involved. The Contractor shall disconnect and seal, in an approved manner, all service outlets that serve any building(s) he/she is to remove.

**Signs:** Immediately upon execution of the contract and prior to the wrecking of any structures, the Contractor shall be required to paint or stencil, in contrasting colors of an oil base paint, on all four sides of each residence and two opposite sides of other structures, the following sign:

PROPERTY ACQUIRED FOR  
 HIGHWAY CONSTRUCTION  
 TO BE DEMOLISHED BY THE

VANDALS WILL BE PROSECUTED

The signs shall be positioned in a prominent location on the structure so that they can be easily seen and read and at a sufficient height to prevent defacing. The Contractor shall not paint signs nor start demolition of any building(s) prior to the time that the State becomes the owner of the respective building(s).

**Basis of Payment:** This work will be paid for at the contract lump sum unit price for BUILDING REMOVAL, numbers as listed above, which price shall be payment in full for complete removal of the buildings and structures, including any necessary backfilling material as specified herein. The lump sum unit price(s) for this work shall represent the cost of demolition. Any salvage value shall be reflected in the contract unit price for this item.

**Notifications:** The "Demolition/Renovation Notice" form, which can be obtained from the IEPA office, shall be completed and submitted to the address listed below at least ten days prior to commencement of any demolition activity.

Asbestos Demolition/Renovation Coordinator  
Illinois Environmental Protection Agency  
Division of Air Pollution Control  
P. O. Box 19276  
Springfield, Illinois 62794-9276  
(217)785-1743

Notices shall be updated if there is a change in the starting date or the amount of asbestos changes by more than 20 percent.

**Submittals:**

- A. All submittals and notices shall be made to the Engineer except where otherwise specified herein.
- B. Prior to starting work, the Contractor shall submit proof of written notification and compliance with the "Notifications" paragraph.

**WATER MAIN (ALL SIZES) DUCTILE IRON FITTINGS CONNECT TO EXISTING WATER MAIN**

**Description**

This work shall consist of the installation of new water main or adjusting of the elevation of existing water mains in accordance with the plans and details or as directed by the ENGINEER. All work shall conform to the Standard Specifications for Water and Sewer Construction in Illinois (latest edition) except as modified herein. Installation of water main shall include the installation of all required ductile iron pipe fittings such as but not limited to tees, bends, reducers, and crosses. Electrically continuous tracer wire with access points shall installed during water main construction to be used for locating pipe after installation.

At locations indicated in the plans, proposed water main(s) is to be connected into existing water main(s). These connections shall be made by utilizing appropriately sized water main quality ductile iron pipe reducers, bends, sleeves, and approved wedge action restraint glands. This includes the installation of any blow offs (whips) or connections necessary to fill, test, and/or disinfect the new main.

## **Materials**

### Polyvinyl Chloride Pipe (PVC) Water Main

All water mains shall be Restrained Joint Polyvinyl Chloride Pipe (PVC) and shall meet the requirements of ANSI/AWWA C900, Pressure Class (PC) 235, minimum; or ASTM D2241, Pressure Rating (PR) 250, minimum; and a DR 18 or less. Joints shall be push-on type employing rubber gaskets and conform to ASTM D3139. The seal shall meet the requirements of ASTM F477. Pipe compound shall meet cell class 12454 per ASTM D1784.

### Ductile Iron Water Main

Ductile Iron Water Main and/or Hydrant Leads shall meet the requirements of ANSI/AWWA C151/A21.51, Class 52. Standard cement-mortar lining shall meet the requirements of ANSI/AWWA C104/A21.4. Joints shall be either push-on or mechanical joint conforming to ANSI/AWWA C111/A21.11 unless specified otherwise. All joints, fittings, etc., shall be equipped to provide electric continuity. The continuity must be provided through the use of a trademarked, well-established method acceptable to the Engineer.

### Ductile Iron Fittings

All necessary full body fittings shall conform to ANSI/AWWA C110/ A21.10 and ANSI/AWWA C111/A21.11 with bituminous coating. Compact fittings shall conform to ANSI/AWWA C153/A21.53 and ANSI/AWWA C111/21.11 with bituminous coating. All fittings shall be provided with cement mortar lining conforming to ANSI/AWWA C104/A21.4.

Only ductile iron fittings manufactured in USA shall be allowed. All pipe fittings shall be Tyler Union, or equal.

### Joint Restraint

Mechanical joints shall be installed with wedge action restraining glands, Mega-Lug by EBAA Iron Sales, Inc. or equal.

Restrained push-on joints for straight pipe shall be as manufactured by the Pipe Manufacturer. Gaskets shall meet the material requirements of ANSI/AWWA C111/A21.11. Restrained joint retainer rings shall be manufactured of ductile iron compatible with pipe.

All restrained joints shall have a pressure rating equal to that of the pipe.

### Trace Wire

Tracer wire for direct burial installations, tracer wire shall be No. 12 gauge, ASTM C578, Type IV, solid insulated copper wire rated for wet conditions. Tracer wire shall be installed in conjunction with all PVC and HDPE utilities and installed continuous to the greatest extent possible and in accordance with the contract drawings and the requirements of the Engineer. Tracer wire insulation shall be blue in color to denote potable water and shall be run along and taped down to the pipe every 5 feet. Tracer wire terminal location boxes shall be Valvco or equal, with a cast iron lockable top and will be placed at all hydrants. Cast iron tops shall be appropriately labeled, "WATER".

### **Construction Requirements**

New water main that is to be installed shall be sequenced in such a way so as to maintain the existing main up until the new main is installed and has passed all required testing. The CONTRACTOR shall develop a water main sequencing plan and submit it to the ENGINEER and OWNER for approval.

The existing water main being replaced may require shutdowns of sections of the water mains prior to switching over to the newly constructed water main. All shut downs are to be coordinated with the OWNER and will require notification via door hangers (by CONTRACTOR) to all residences and businesses affected by any shutdown. Operation of any valves will be by the OWNER. All shutdowns are to take place during normal working hours Monday-Friday (excluding holidays) and shall not be performed between 4PM to 8AM unless an emergency shutdown is necessary or as directed by the OWNER. No shutdown shall be greater than four (4) hours in duration and there shall not be more than two (2) shutdowns for any section of water main. The CONTRACTOR is to notify the ENGINEER and OWNER no less than 48 hours prior to shutdown to allow time for planning and notifications.

During laying operations, no debris, tools, clothing, or other materials shall be placed in the pipe. All fittings and pipes utilized in connection to the newly constructed water main shall be swabbed with chlorine solution and be kept free of debris and dirt at all times. Unless otherwise ordered, pipe shall be laid with the bell ends facing the direction of laying. Pigging of the water main may be required if foreign materials are entering the water main and/or bacteria tests fail multiple times.

Thrust restraint is required for all bends, caps, plugs, tees, and valves adjacent to tees. Thrust restraint shall be provided by use of concrete buttresses and wedge action restraining glands. Solid precast concrete blocks may be used in lieu of the poured buttresses when approved by the ENGINEER. When concrete blocks are used, they shall be stepped out to match the minimum dimensions required for poured concrete buttresses. Concrete buttresses shall be placed against firm, undisturbed ground. No wood or other materials will be allowed within blocking.

A minimum of 6 feet of tracer wire shall be extended beyond the end of the pipe, coiled and secured for future connections. The ends of the tracer wire shall be spliced to the wire of a six-pound zinc anode and is to be buried at the same elevation as the water main. Tracer wire shall continue to run along sections of cast or ductile iron pipe, such as hydrant leads. Pipe tape shall be made of 4 mil thick non-detectable polyethylene tape. All tracer wire must pass a locating test. Locates shall be done in the presence of the Engineer prior to acceptance of respective pipe installation. All equipment necessary to make the test shall be provided by the Contractor.

If water main casing is required due to sewer crossings, casing spacers will be required for installation of water main within casing pipe.

The new water main must pass a pressure test, leakage test, and disinfection testing prior to any connections to the OWNER's system. The OWNER will need to acquire an Operating permit prior to connection into the system and water services. The new main shall be tested in accordance with the Standard Specifications for Water and Sewer Construction in Illinois (latest edition) with the exception that the pressure test must retain 150 psi for a period of two (2) hours.

Trench backfill shall be properly compacted and installed to the existing surface elevation at the time of water main construction. Pipe embedment for water main shall be a minimum of 6" above the top of the pipe. Proper haunching technique shall be required.

#### Installation Methods

The CONTRACTOR shall take note of the plans and details which show the preferred installation methods. The preferred method of installation is traditional open cut installation. All labor, equipment, and materials necessary to excavate and install the water main and appurtenances shall be inclusive to the unit price of the water main and no additional compensation shall be considered for selection of differing installation methods.

#### **Method of Measurement and Payment**

Water main will be measured for payment at the contract unit price per foot for WATER MAIN, of the specified diameter. This work shall include all labor, equipment and materials including, excavation, bedding, testing, disinfection, cathodic protection, bends, fittings, restraint, tracer wire, tracer wire terminal boxes, pipe tape, removal and disposal of surplus excavated material; and clean-up. The CONTRACTOR shall be responsible for lab fees associated with the water bacterial testing, and no additional payment will be made.

Ductile iron fittings including tees and reducers shall be measured for payment at the contract unit price per each for the given fittings, of the specified size. Payment for bends and other fittings not listed in schedule of quantities will not be made.

Connection to existing water main will be measured for payment at the contact unit price per each for CONNECTION TO EXISTING WATER MAIN, of the specified diameter. This work shall include any bends, fittings, restraint, shutdowns, and testing required to make the connections.

## **WATER VALVES (ALL SIZES)**

### **Description**

This work shall consist of the installation of gate valves and valve boxes on the proposed water main improvements in accordance with the plans and details or as directed by the ENGINEER

### **Materials**

a. Valves

The water valves shall be resilient-seated gate valves manufactured by Clow, and conform to ANSI/AWWA C509 or ANSI/AWWA C515 with O-ring stem seals rated for a maximum working pressure of 250 psi. Gate valves shall be cast iron and furnished with mechanical joints meeting the requirements of AWWA Standard C-111. The valves shall be counter-clockwise open.

b. Joint Restraint Glands

All joints for valves shall be mechanical joints and installed with wedge action restraining glands, Mega-Lug by EBAA Iron Sales, Inc. or equal. Stainless steel nuts and bolts shall be provided on all mechanical joints.

c. Valve Boxes

Valve Boxes shall be Tyler 664S Domestic three-piece, screw type, with cover and the word "WATER" cast into the covers. Valve boxes shall be set straight and plumb. Unless noted on the plans all valves not placed in a valve vault shall have a valve box.

Valve adapters shall be Adaptor Inc. Gate Valve Adaptor. Valve adapters shall be provided on all auxiliary gate valves. Anchor couplings are required on all hydrant tees, valves, and hydrants.

All valve boxes shall be provided with mud plugs by Infact Corporation, or equal as approved by the Engineer. Mud plugs shall be installed at time of valve box installation.

### **Method of Measurement and Payment**

This work will be measured for payment at the contract unit price each for WATER VALVES, of the specified diameter. This work shall include all labor, equipment and material including, excavation, bedding, testing, disinfection, protection; removal and disposal of surplus excavated material; backfill, and clean-up. All trench backfill associated with the aforementioned payment items shall be inclusive to the price of the items. Valve boxes, valve adapters, and mud shall also be inclusive to the price of the valve.

## **WATER MAIN TO BE ABANDONED, 4"**

### **Description**

This work shall consist of abandoning the existing 4" water main in accordance with the plans and details or as directed by the ENGINEER. The CONTRACTOR shall submit their staging plan to be approved by the OWNER and ENGINEER prior to beginning work. All abandoned water mains shall have a plug installed; the plug shall have reaction installed if at any time the to-be-abandoned water main will be under system pressure. Upon completion of new water main, the existing water shall be either abandoned in place by plugging the ends of the pipe or removing the pipe during the storm sewer installation.



## **Method of Measurement and Payment**

This work will be measured for payment at the contract unit price per FOOT for WATER MAIN TO BE ABANDONED, 4". Payment will be made at Contract Quantities (planned quantities) and no adjustment or additional payment will be made. This work shall include all labor, equipment and material including, excavation, rodding, thrust blocking, and concrete; plugging the existing water main or removal and disposal of water main during storm sewer excavation.

## **WATER SERVICE LINE (ALL SIZES) WATER SERVICE CONNECTION (ALL SIZES) CORPORATION STOPS (ALL SIZES) CURB STOPS (ALL SIZES)**

### **Description**

This work shall consist of the installation of new water service lines with corporation stops, water service saddles, and curb stops in accordance with the plans and details or as directed by the ENGINEER. Excavation and restoration for necessary for service installation shall be incidental to the water service connection bid items. Care shall be taken to minimally disturb homeowner's properties during service installation. All work shall be performed in accordance with Sections 562 and 565 of the Standard Specifications, except as modified herein.

### **Materials**

- a. Copper Water Services  
All water services shall be type "K" copper conforming to ANSI/AWWA C800. Water services shall be a minimum of one (1) inch diameter. The pipe shall be marked with the manufacturer's name or trade mark and a mark indicative of the type of pipe.
- b. Corporation Stop (Valve)  
Corporation stops shall have AWWA inlet threads and compression outlet and conform to ANSI/AWWA C800 for copper service lines. Corporation stops shall be Local Public Agency standard AY McDonald Model 74704BQ.  
The tap shall be made in the upper third of the main as close to forty-five degrees (45°) angle with the horizontal axis as is practical as shown on the detail. A tap into the top of the water main will not be permitted. Water service saddles are required on all service connections. Service saddles shall be rated for 250 psi, have a coated ductile iron body, 304 stainless steel strap and nitrile O ring gasket. Stainless steel nuts and bolts shall be provided on all water service saddles. Tapping saddles shall meet all applicable parts of ANSI/AWWA C800.
- c. Curb Stop & Box  
Curb stops shall be designed for use with copper service lines and shall conform to ANSI/AWWA C800. Curb stops shall be Local Public Agency Standard AY McDonald Model 76104T.  
Curb boxes shall be Local Public Agency standard AY McDonald Model 5612 Erie Pattern lid, threaded "Minneapolis" Pattern base, 66" extended length, 1" I.D. upper section, with shut-off rod.

### **Construction Requirements**

The actual sizes of existing service lines are not known and shall be field verified by the CONTRACTOR. For any services found to be ¾-inch to 1-inch, the CONTRACTOR shall replace the service with a new 1- inch copper service. For all services found to be 1 ½-inch to 2 inches, the CONTRACTOR shall replace the service with a new copper services of the same size. For new service installation the CONTRACTOR is to maintain minimum bury requirements and install the new service to the location of the existing curb stop unless noted otherwise in the plans or directed otherwise by the ENGINEER and/or OWNER. The old curb stop is to be removed and each new service shall have a new stop. Service installation is not to occur until the main has passed all required testing and has been connected to the OWNER's system. The new curb stop shall have a curb box set at full extension and then be adjusted down to finish grade during restoration operations unless the adjustment is immediately necessary to allow for access.

CONTRACTOR shall notify resident/business prior to shutting off of water for switchover to the new service. A maximum of four (4) hours will be allowed for shut down. The CONTRACTOR'S notification shall be written on a placard and affixed to the door of the residence/business. The placard must contain a timeframe for shut down, a contact number for emergencies, and instructions regarding clearing of air and debris for the reconnected service. Coordination with the OWNER is also required.

In the event where an existing service is impacted during utility installation the CONTRACTOR shall excavate the corp. stop at the existing main to turn off the service or other approved method to stop the flow of water. If this method is not successful in stopping the flow then a shutdown of the main is necessary. This is only a last resort and shall be coordinated with the OWNER. The service is then to be replaced to the extents of the trench with new copper service and approved couplings. Repairs made as a result of mismarks shall be repaired and paid for in accordance with Section 109.04 of the Standard Specifications. Utilities properly marked that are broken during construction shall be repaired in accordance with these specifications at the CONTRACTOR'S expense.

### **Method of Measurement and Payment**

This work will be measured for payment at the contract unit price per FOOT for WATER SERVICE LINE (ALL SIZES), per EACH for CORPORATION STOPS (ALL SIZES), per each for CURB STOPS (ALL SIZES), and per each for WATER SERVICE CONNECTION. This work shall include all labor, equipment and materials including excavation, bedding, disinfection, protection; removal and disposal of surplus excavated material; and clean-up. No additional payment will be made for couplings and fittings required to connect to existing water services of different sizes.

### **Installation Methods**

The CONTRACTOR shall take note of the plans and details which show the required installation methods. The required method of installation of the water services on the east side of the highway is directionally drilled installation. All labor, equipment, and materials necessary to excavate/drill and install the water main and appurtenances shall be inclusive to the unit price of the water main and no additional compensation shall be considered for selection of differing installation methods.

## **FIRE HYDRANT (SPECIAL)**

### **Description**

his work shall consist of furnishing all labor, materials and equipment necessary to remove fire hydrants, replace fire hydrants (furnished by OWNER), and install fire hydrants with auxiliary valves, valve boxes and tees at locations shown on the Plans in accordance with AWWA Standard C502.

### **Materials**

a. Fire Hydrant

The OWNER will furnish two (2) Clow Medallion fire hydrants, red in color, and 5 ½ bury depths.

### **Construction Requirements**

All new hydrants shall not be located closer than three (3) feet from any utility pole, tree, sign post, driveway, or other permanent structure that would impede access to the hydrant or reduce its visibility. No hydrant shall be placed closer than 2-1/2 feet from back of curb to the centerline of hydrant.

All new hydrants shall be plumb and blocking shall consist of masonry blocks extending from the hydrant to undisturbed soil and shall be so placed to form a barrier adjacent to the hydrant base top to counteract the pressure of water exerted thereon. Poured-in-place concrete shall not be used. Care shall be taken to insure that weep holes are not covered. The CONTRACTOR shall backfill a minimum of ½ cubic yard of washed ¼" to ¾" river stone at and around the base for proper drainage, per the detail. The backfill around the hydrant shall be inclusive to the cost of the hydrant. The hydrant base and auxiliary valve shall be set on precast concrete block to insure a firm bearing for the hydrant base.

Fire hydrants that are not in service are to be bagged.

Hydrant leads shall be 6" diameter (AWWA C-151) ductile iron pipe, Class 52 or greater of the appropriate length and a minimum of 24 inches. All hydrants shall be red in color.

Auxiliary valves shall be 6" and as specified herein. All hydrant appurtenances shall be installed with Mega- Lug Mechanical joint fittings and stainless-steel bolts.

The CONTRACTOR shall be responsible to coordinate with the OWNER to ensure that the new hydrant shall have the proper nozzle sizing, thread count, orientation, location, and valve operation direction prior to placement.

### **Method of Measurement and Payment**

The work will be measured for payment in place per EACH FIRE HYDRANT (SPECIAL) installed. Fire hydrant extensions, trench backfill, and removal of existing hydrants will not be measured for separate payment but shall be considered as incidental to the unit price per each fire hydrant installed.

Fire hydrants to be removed shall consist of the complete removal of the existing fire hydrants at the location shown on the plans and as directed by the ENGINEER. The hydrants that are salvageable shall become the property of the OWNER. Hydrants determined not to be salvaged by the ENGINEER shall be disposed of offsite by the CONTRACTOR in accordance with Article 202.03.

### **STORM SEWER (WATER MAIN REQUIREMENTS)**

Effective: June 12, 1997

Revised: January 29, 2010

**Description:** This work shall consist of furnishing and installing water main quality pipe at the locations shown on the plans.

#### **Materials:**

- a) Ductile iron water main Class 52

Joints for Ductile Iron pipe shall be:

- 1. Mechanical Joints - AWWA C111 and C600
- 2. Push-On-Joints - AWWA C111 and C600

- b) Polyvinyl Chloride (PVC) Class 12454B (PVC 1120) or Class 12454C (PVC 1220).

Schedule 40 is required for 8" diameter and schedule 80 for larger sizes.

### **CONSTRUCTION REQUIREMENTS**

The storm sewer water main shall be installed according to the applicable portions of Section 550 and 561 of the Standard Specifications and the Standard Specifications for Water and Sewer Main Construction. In case of conflict between the Standard Specifications, the Standard Specifications for Water and Sewer Main Construction in Illinois shall take precedence and shall govern.

No testing or disinfections of the newly laid storm sewer water main will be required. A water-tight connection is required between the storm sewer water main and the storm sewer.

**Method of Measurement:** Storm sewer water main of the various diameters will be measured for payment in feet, measured in place.

**Basis of Payment:** This work will be paid for at the contract unit price per Foot for STORM SEWER (WATER MAIN REQUIREMENTS), of the diameter specified.

**AGGREGATE SUBGRADE IMPROVEMENT (BDE)**

Effective: April 1, 2012

Revised: April 1, 2016

Add the following Section to the Standard Specifications:

**“SECTION 303. AGGREGATE SUBGRADE IMPROVEMENT**

**303.01 Description.** This work shall consist of constructing an aggregate subgrade improvement.

**303.02 Materials.** Materials shall be according to the following.

Item	Article/Section
(a) Coarse Aggregate .....	1004.07
(b) Reclaimed Asphalt Pavement (RAP) (Notes 1, 2, and 3) .....	1031

Note 1. Crushed RAP, from either full depth or single lift removal, may be mechanically blended with aggregate gradations CS 01, CS 02, and RR 01 but shall not exceed 40 percent of the total product. The top size of the RAP shall be less than 4 in. (100 mm) and well graded.

Note 2. RAP having 100 percent passing the 1 1/2 in. (37.5 mm) sieve and being well graded, may be used as capping aggregate in the top 3 in. (75 mm) when aggregate gradations CS 01, CS 02, or RR 01 are used in lower lifts.

Note 3. The RAP used for aggregate subgrade improvement shall be according to the current Bureau of Materials and Physical Research Policy Memorandum, “Reclaimed Asphalt Pavement (RAP) for Aggregate Applications”.

**303.03 Equipment.** The vibratory machine shall be according to Article 1101.01, or as approved by the Engineer.

**303.04 Soil Preparation.** The stability of the soil shall be according to the Department’s Subgrade Stability Manual for the aggregate thickness specified.

**303.05 Placing Aggregate.** The maximum nominal lift thickness of aggregate gradations CA 02, CA 06, or CA 10 shall be 12 in. (300 mm). The maximum nominal lift thickness of aggregate gradations CS 01, CS 02, and RR 01 shall be 24 in. (600 mm).

**303.06 Capping Aggregate.** The top surface of the aggregate subgrade shall consist of a minimum 3 in. (75 mm) of aggregate gradations CA 06 or CA 10. When the contract specifies that a granular subbase is to be placed on the aggregate subgrade improvement, the 3 in. (75 mm) of capping aggregate shall be the same gradation and may be placed with the underlying aggregate subgrade improvement material.

**303.07 Compaction.** All aggregate lifts shall be compacted to the satisfaction of the Engineer. If the moisture content of the material is such that compaction cannot be obtained, sufficient water shall be added so that satisfactory compaction can be obtained.

**303.08 Finishing and Maintenance of Aggregate Subgrade Improvement.** The aggregate subgrade improvement shall be finished to the lines, grades, and cross sections shown on the plans, or as directed by the Engineer. The aggregate subgrade improvement shall be maintained in a smooth and compacted condition.

**303.09 Method of Measurement.** This work will be measured for payment according to Article 311.08.

**303.10 Basis of Payment.** This work will be paid for at the contract unit price per cubic yard (cubic meter) or ton (metric ton) for AGGREGATE SUBGRADE IMPROVEMENT or at the contract unit price per square yard (square meter) for AGGREGATE SUBGRADE IMPROVEMENT, of the thickness specified.”

Add the following to Section 1004 of the Standard Specifications:

“**1004.07 Coarse Aggregate for Aggregate Subgrade Improvement.** The aggregate shall be according to Article 1004.01 and the following.

- (a) Description. The coarse aggregate shall be crushed gravel, crushed stone, or crushed concrete. In applications where greater than 24 in. (600 mm) of subgrade material is required, gravel may be used below the first 12 in (300 mm) of subgrade.
- (b) Quality. The coarse aggregate shall consist of sound durable particles reasonably free of deleterious materials.

(c) Gradation.

- (1) The coarse aggregate gradation for total subgrade thickness less than or equal to 12 in. (300 mm) shall be CA 2, CA 6, CA 10, or CS 01.

The coarse aggregate gradation for total subgrade thickness more than 12 in. (300 mm) shall be CS 01 or CS 02 as shown below or RR 01 according to Article 1005.01(c).

COARSE AGGREGATE SUBGRADE GRADATIONS					
Grad No.	Sieve Size and Percent Passing				
	8"	6"	4"	2"	#4
CS 01	100	97 ± 3	90 ± 10	45 ± 25	20 ± 20
CS 02		100	80 ± 10	25 ± 15	

COARSE AGGREGATE SUBGRADE GRADATIONS (Metric)					
Grad No.	Sieve Size and Percent Passing				
	200 mm	150 mm	100 mm	50 mm	4.75 mm
CS 01	100	97 ± 3	90 ± 10	45 ± 25	20 ± 20
CS 02		100	80 ± 10	25 ± 15	

- (2) The 3 in. (75 mm) capping aggregate shall be gradation CA 6 or CA 10."

**BUTT JOINTS (BDE)**

Effective: July 1, 2016

Add the following to Article 406.08 of the Standard Specifications.

"(c) Temporary Plastic Ramps. Temporary plastic ramps shall be made of high density polyethylene meeting the properties listed below. Temporary plastic ramps shall only be used on roadways with permanent posted speeds of 55 mph or less. The ramps shall have a minimum taper rate of 1:30 (V:H). The leading edge of the plastic ramp shall have a maximum thickness of 1/4 in. (6 mm) and the trailing edge shall match the height of the adjacent pavement ± 1/4 in. (± 6 mm).

The ramp will be accepted by certification. The Contractor shall furnish a certification from the manufacturer stating the temporary plastic ramp meets the following requirements.

Physical Property	Test Method	Requirement
Melt Index	ASTM D 1238	8.2 g/10 minutes
Density	ASTM D 1505	0.965 g/cc
Tensile Strength @ Break	ASTM D 638	2223 psi (15 MPa)
Tensile Strength @ Yield	ASTM D 638	4110 psi (28 MPa)
Elongation @ Yield <sup>1/</sup> , percent	ASTM D 638	7.3 min.
Durometer Hardness, Shore D	ASTM D 2240	65
Heat Deflection Temperature, 66 psi	ASTM D 648	176 °F (80 °C)
Low Temperature Brittleness, F <sub>50</sub>	ASTM D 746	<-105 °F (<-76 °C)

1/ Crosshead speed -2 in./minute

The temporary plastic ramps shall be installed according to the manufacturer's specifications and fastened with anchors meeting the manufacturer's recommendations. Temporary plastic ramps that fail to stay in place or create a traffic hazard shall be replaced immediately with temporary HMA ramps at the Contractor's expense."

**CLASS A AND B PATCHING (BDE)**

Effective: January 1, 2018

Revise the second sentence of the first paragraph of Article 442.06(a)(1) of the Standard Specifications to read:

"Patches more than 20 ft (6 m) in length, including half-lane patches, shall be tied to the adjacent pavement, portland cement concrete shoulders, and curb and gutter with No. 6 (No. 19) transverse tie bars, 24 in. (600 mm) long, embedded 8 in. (200 mm) at 36 in. (600 mm) centers according to Article 420.05(b)."

Revise the sixth paragraph of Article 442.06(a)(2) of the Standard Specifications to read:

"Patches more than 20 ft (6 m) in length shall be tied to the adjacent lane of pavement, portland cement concrete shoulders, and curb and gutter with No. 6 (No. 19) transverse tie bars, 24 in. (600 mm) long, embedded 8 in. (200 mm) at 36 in. (600 mm) centers according to Article 420.05(b)."



**COMPENSABLE DELAY COSTS (BDE)**

Effective: June 2, 2017

Revise Article 107.40(b) of the Standard Specifications to read:

“(b) Compensation. Compensation will not be allowed for delays, inconveniences, or damages sustained by the Contractor from conflicts with facilities not meeting the above definition; or if a conflict with a utility in an unanticipated location does not cause a shutdown of the work or a documentable reduction in the rate of progress exceeding the limits set herein. The provisions of Article 104.03 notwithstanding, compensation for delays caused by a utility in an unanticipated location will be paid according to the provisions of this Article governing minor and major delays or reduced rate of production which are defined as follows.

- (1) Minor Delay. A minor delay occurs when the work in conflict with the utility in an unanticipated location is completely stopped for more than two hours, but not to exceed two weeks.
- (2) Major Delay. A major delay occurs when the work in conflict with the utility in an unanticipated location is completely stopped for more than two weeks.
- (3) Reduced Rate of Production Delay. A reduced rate of production delay occurs when the rate of production on the work in conflict with the utility in an unanticipated location decreases by more than 25 percent and lasts longer than seven calendar days.”

Revise Article 107.40(c) of the Standard Specifications to read:

“(c) Payment. Payment for Minor, Major, and Reduced Rate of Production Delays will be made as follows.

- (1) Minor Delay. Labor idled which cannot be used on other work will be paid for according to Article 109.04(b)(1) and (2) for the time between start of the delay and the minimum remaining hours in the work shift required by the prevailing practice in the area.

Equipment idled which cannot be used on other work, and which is authorized to standby on the project site by the Engineer, will be paid for according to Article 109.04(b)(4).

- (2) Major Delay. Labor will be the same as for a minor delay.

Equipment will be the same as for a minor delay, except Contractor-owned equipment will be limited to two weeks plus the cost of move-out to either the Contractor's yard or another job and the cost to re-mobilize, whichever is less. Rental equipment may be paid for longer than two weeks provided the Contractor presents adequate support to the Department (including lease agreement) to show retaining equipment on the job is the most economical course to follow and in the public interest.

- (3) Reduced Rate of Production Delay. The Contractor will be compensated for the reduced productivity for labor and equipment time in excess of the 25 percent threshold for that portion of the delay in excess of seven calendar days. Determination of compensation will be in accordance with Article 104.02, except labor and material additives will not be permitted.

Payment for escalated material costs, escalated labor costs, extended project overhead, and extended traffic control will be determined according to Article 109.13."

Revise Article 108.04(b) of the Standard Specifications to read:

"(b) No working day will be charged under the following conditions.

- (1) When adverse weather prevents work on the controlling item.
- (2) When job conditions due to recent weather prevent work on the controlling item.
- (3) When conduct or lack of conduct by the Department or its consultants, representatives, officers, agents, or employees; delay by the Department in making the site available; or delay in furnishing any items required to be furnished to the Contractor by the Department prevents work on the controlling item.
- (4) When delays caused by utility or railroad adjustments prevent work on the controlling item.
- (5) When strikes, lock-outs, extraordinary delays in transportation, or inability to procure critical materials prevent work on the controlling item, as long as these delays are not due to any fault of the Contractor.
- (6) When any condition over which the Contractor has no control prevents work on the controlling item."

Revise Article 109.09(f) of the Standard Specifications to read:

- “(f) Basis of Payment. After resolution of a claim in favor of the Contractor, any adjustment in time required for the work will be made according to Section 108. Any adjustment in the costs to be paid will be made for direct labor, direct materials, direct equipment, direct jobsite overhead, direct offsite overhead, and other direct costs allowed by the resolution. Adjustments in costs will not be made for interest charges, loss of anticipated profit, undocumented loss of efficiency, home office overhead and unabsorbed overhead other than as allowed by Article 109.13, lost opportunity, preparation of claim expenses and other consequential indirect costs regardless of method of calculation.

The above Basis of Payment is an essential element of the contract and the claim cost recovery of the Contractor shall be so limited.”

Add the following to Section 109 of the Standard Specifications.

“**109.13 Payment for Contract Delay.** Compensation for escalated material costs, escalated labor costs, extended project overhead, and extended traffic control will be allowed when such costs result from a delay meeting the criteria in the following table.

Contract Type	Cause of Delay	Length of Delay
Working Days	Article 108.04(b)(3) or Article 108.04(b)(4)	No working days have been charged for two consecutive weeks.
Completion Date	Article 108.08(b)(1) or Article 108.08(b)(7)	The Contractor has been granted a minimum two week extension of contract time, according to Article 108.08.

Payment for each of the various costs will be according to the following.

- (a) Escalated Material and/or Labor Costs. When the delay causes work, which would have otherwise been completed, to be done after material and/or labor costs have increased, such increases will be paid. Payment for escalated material costs will be limited to the increased costs substantiated by documentation furnished by the Contractor. Payment for escalated labor costs will be limited to those items in Article 109.04(b)(1) and (2), except the 35 percent and 10 percent additives will not be permitted.

(b) Extended Project Overhead. For the duration of the delay, payment for extended project overhead will be paid as follows.

(1) Direct Jobsite and Offsite Overhead. Payment for documented direct jobsite overhead and documented direct offsite overhead, including onsite supervisory and administrative personnel, will be allowed according to the following table.

Original Contract Amount	Supervisory and Administrative Personnel
Up to \$5,000,000	One Project Superintendent
Over \$ 5,000,000 - up to \$25,000,000	One Project Manager, One Project Superintendent or Engineer, and One Clerk
Over \$25,000,000 - up to \$50,000,000	One Project Manager, One Project Superintendent, One Engineer, and One Clerk
Over \$50,000,000	One Project Manager, Two Project Superintendents, One Engineer, and One Clerk

(2) Home Office and Unabsorbed Overhead. Payment for home office and unabsorbed overhead will be calculated as 8 percent of the total delay cost.

- (c) Extended Traffic Control. Traffic control required for an extended period of time due to the delay will be paid. For working day contracts the payment will be made according to Article 109.04. For completion date contracts, an adjustment will be determined as follows.

Extended Traffic Control occurs between April 1 and November 30:

$$\text{ETCP Adjustment (\$)} = \text{TE} \times (\% / 100 \times \text{CUP} / \text{OCT})$$

Extended Traffic Control occurs between December 1 and March 31:

$$\text{ETCP Adjustment (\$)} = \text{TE} \times 1.5 (\% / 100 \times \text{CUP} / \text{OCT})$$

Where: TE = Duration of approved time extension in calendar days.  
 % = Percent maintenance for the traffic control, % (see table below).  
 CUP = Contract unit price for the traffic control pay item in place during the delay.  
 OCT = Original contract time in calendar days.

Original Contract Amount	Percent Maintenance
Up to \$2,000,000	65%
\$2,000,000 to \$10,000,000	75%
\$10,000,000 to \$20,000,000	85%
Over \$20,000,000	90%

When an ETCP adjustment is paid under this provision, an adjusted unit price as provided for in Article 701.20(a) for increase or decrease in the value of work by more than ten percent will not be paid.

Upon payment for a contract delay under this provision, the Contractor shall assign subrogation rights to the Department for the Department's efforts of recovery from any other party for monies paid by the Department as a result of any claim under this provision. The Contractor shall fully cooperate with the Department in its efforts to recover from another party any money paid to the Contractor for delay damages under this provision."

**CONCRETE MIX DESIGN – DEPARTMENT PROVIDED (BDE)**

Effective: January 1, 2012

Revised: April 1, 2016

For the concrete mix design requirements in Article 1020.05(a) of the Standard Specifications, the Contractor has the option to request the Engineer determine mix design material proportions for Class PV, PP, RR, BS, DS, SC, and SI concrete. A single mix design for each class of concrete will be provided. Acceptance by the Contractor to use the mix design developed by the Engineer shall not relieve the Contractor from meeting specification requirements.

**DISADVANTAGED BUSINESS ENTERPRISE PARTICIPATION (DBE)**

Effective: September 1, 2000

Revised: April 2, 2018

FEDERAL OBLIGATION. The Department of Transportation, as a recipient of federal financial assistance, is required to take all necessary and reasonable steps to ensure nondiscrimination in the award and administration of contracts. Consequently, the federal regulatory provisions of 49 CFR Part 26 apply to this contract concerning the utilization of disadvantaged business enterprises. For the purposes of this Special Provision, a disadvantaged business enterprise (DBE) means a business certified by the Department in accordance with the requirements of 49 CFR Part 26 and listed in the Illinois Unified Certification Program (IL UCP) DBE Directory.

STATE OBLIGATION. This Special Provision will also be used by the Department to satisfy the requirements of the Business Enterprise for Minorities, Females, and Persons with Disabilities Act, 30 ILCS 575. When this Special Provision is used to satisfy state law requirements on 100 percent state-funded contracts, the federal government has no involvement in such contracts (not a federal-aid contract) and no responsibility to oversee the implementation of this Special Provision by the Department on those contracts. DBE participation on 100 percent state-funded contracts will not be credited toward fulfilling the Department's annual overall DBE goal required by the US Department of Transportation to comply with the federal DBE program requirements.

CONTRACTOR ASSURANCE. The Contractor makes the following assurance and agrees to include the assurance in each subcontract that the Contractor signs with a subcontractor.

The Contractor, subrecipient, or subcontractor shall not discriminate on the basis of race, color, national origin, or sex in the performance of this contract. The Contractor shall carry out applicable requirements of 49 CFR Part 26 in the award and administration of contracts funded in whole or in part with federal or state funds. Failure by the Contractor to carry out these requirements is a material breach of this contract, which may result in the termination of this contract or such other remedy as the recipient deems appropriate, which may include, but is not limited to:

- (a) Withholding progress payments;
- (b) Assessing sanctions;
- (c) Liquidated damages; and/or
- (d) Disqualifying the Contractor from future bidding as non-responsible.

OVERALL GOAL SET FOR THE DEPARTMENT. As a requirement of compliance with 49 CFR Part 26, the Department has set an overall goal for DBE participation in its federally assisted contracts. That goal applies to all federal-aid funds the Department will expend in its federally assisted contracts for the subject reporting fiscal year. The Department is required to make a good faith effort to achieve the overall goal. The dollar amount paid to all approved DBE companies performing work called for in this contract is eligible to be credited toward fulfillment of the Department's overall goal.

CONTRACT GOAL TO BE ACHIEVED BY THE CONTRACTOR. This contract includes a specific DBE utilization goal established by the Department. The goal has been included because the Department has determined that the work of this contract has subcontracting opportunities that may be suitable for performance by DBE companies. The determination is based on an assessment of the type of work, the location of the work, and the availability of DBE companies to do a part of the work. The assessment indicates that, in the absence of unlawful discrimination, and in an arena of fair and open competition, DBE companies can be expected to perform **4.00%** of the work. This percentage is set as the DBE participation goal for this contract. Consequently, in addition to the other award criteria established for this contract, the Department will only award this contract to a bidder who makes a good faith effort to meet this goal of DBE participation in the performance of the work. A bidder makes a good faith effort for award consideration if either of the following is done in accordance with the procedures set for in this Special Provision:

- (a) The bidder documents that enough DBE participation has been obtained to meet the goal or,
- (b) The bidder documents that a good faith effort has been made to meet the goal, even though the effort did not succeed in obtaining enough DBE participation to meet the goal.

DBE LOCATOR REFERENCES. Bidders shall consult the IL UCP DBE Directory as a reference source for DBE-certified companies. In addition, the Department maintains a letting and item specific DBE locator information system whereby DBE companies can register their interest in providing quotes on particular bid items advertised for letting. Information concerning DBE companies willing to quote work for particular contracts may be obtained by contacting the Department's Bureau of Small Business Enterprises at telephone number (217) 785-4611, or by visiting the Department's website at:  
<http://www.idot.illinois.gov/doing-business/certifications/disadvantaged-business-enterprise-certification/il-ucp-directory/index>.

BIDDING PROCEDURES. Compliance with this Special Provision is required prior to the award of the contract and the failure of the low bidder to comply will render the bid not responsive.

In order to assure the timely award of the contract, the low bidder shall submit:

- (a) The bidder shall submit a DBE Utilization Plan on completed Department forms SBE 2025 and 2026.
  - (1) The final Utilization Plan must be submitted within five calendar days after the date of the letting in accordance with subsection (a)(2) of Bidding Procedures herein.
  - (2) To meet the five day requirement, the bidder may send the Utilization Plan electronically by scanning and sending to **DOT.DBE.UP@illinois.gov** or faxing to (217) 785-1524. The subject line must include the bid Item Number and the Letting date. The Utilization Plan should be sent as one .pdf file, rather than multiple files and emails for the same Item Number. It is the responsibility of the bidder to obtain confirmation of email or fax delivery.

Alternatively, the Utilization Plan may be sent by certified mail or delivery service within the five calendar day period. If a question arises concerning the mailing date of a Utilization Plan, the mailing date will be established by the U.S. Postal Service postmark on the certified mail receipt from the U.S. Postal Service or the receipt issued by a delivery service when the Utilization Plan is received by the Department. It is the responsibility of the bidder to ensure the postmark or receipt date is affixed within the five days if the bidder intends to rely upon mailing or delivery to satisfy the submission day requirement. The Utilization Plan is to be submitted to:

Illinois Department of Transportation  
Bureau of Small Business Enterprises  
Contract Compliance Section  
2300 South Dirksen Parkway, Room 319  
Springfield, Illinois 62764

The Department will not accept a Utilization Plan if it does not meet the five day submittal requirement and the bid will be declared not responsive. In the event the bid is declared not responsive due to a failure to submit a Utilization Plan or failure to comply with the bidding procedures set forth herein, the Department may elect to cause the forfeiture of the penal sum of the bidder's proposal guaranty, and may deny authorization to bid the project if re-advertised for bids. The Department reserves the right to invite any other bidder to submit a Utilization Plan at any time for award consideration.

- (b) The Utilization Plan shall indicate that the bidder either has obtained sufficient DBE participation commitments to meet the contract goal or has not obtained enough DBE participation commitments in spite of a good faith effort to meet the goal. The Utilization Plan shall further provide the name, telephone number, and telefax number of a responsible official of the bidder designated for purposes of notification of Utilization Plan approval or disapproval under the procedures of this Special Provision.
- (c) The Utilization Plan shall include a DBE Participation Commitment Statement, Department form SBE 2025, for each DBE proposed for the performance of work to achieve the contract goal. For bidding purposes, submission of the completed SBE 2025 forms, signed by the DBEs and scanned or faxed to the bidder will be acceptable as long as the original is available and provided upon request. All elements of information indicated on the said form shall be provided, including but not limited to the following:
  - (1) The names and addresses of DBE firms that will participate in the contract;
  - (2) A description, including pay item numbers, of the work each DBE will perform;
  - (3) The dollar amount of the participation of each DBE firm participating. The dollar amount of participation for identified work shall specifically state the quantity, unit price, and total subcontract price for the work to be completed by the DBE. If partial pay items are to be performed by the DBE, indicate the portion of each item, a unit price where appropriate and the subcontract price amount;



- (4) DBE Participation Commitment Statements, form SBE 2025, signed by the bidder and each participating DBE firm documenting the commitment to use the DBE subcontractors whose participation is submitted to meet the contract goal;
- (5) If the bidder is a joint venture comprised of DBE companies and non-DBE companies, the Utilization Plan must also include a clear identification of the portion of the work to be performed by the DBE partner(s); and,
- (6) If the contract goal is not met, evidence of good faith efforts; the documentation of good faith efforts must include copies of each DBE and non-DBE subcontractor quote submitted to the bidder when a non-DBE subcontractor is selected over a DBE for work on the contract.

GOOD FAITH EFFORT PROCEDURES. The contract will not be awarded until the Utilization Plan submitted by the apparent successful bidder is approved. All information submitted by the bidder must be complete, accurate and adequately document that enough DBE participation has been obtained or document that good faith efforts of the bidder, in the event enough DBE participation has not been obtained, before the Department will commit to the performance of the contract by the bidder. The Utilization Plan will be approved by the Department if the Utilization Plan documents sufficient commercially useful DBE work to meet the contract goal or the bidder submits sufficient documentation of a good faith effort to meet the contract goal pursuant to 49 CFR Part 26, Appendix A. The Utilization Plan will not be approved by the Department if the Utilization Plan does not document sufficient DBE participation to meet the contract goal unless the apparent successful bidder documented in the Utilization Plan that it made a good faith effort to meet the goal. This means that the bidder must show that all necessary and reasonable steps were taken to achieve the contract goal. Necessary and reasonable steps are those which, by their scope, intensity and appropriateness to the objective, could reasonably be expected to obtain sufficient DBE participation, even if they were not successful. The Department will consider the quality, quantity, and intensity of the kinds of efforts that the bidder has made. Mere *pro forma* efforts, in other words, efforts done as a matter of form, are not good faith efforts; rather, the bidder is expected to have taken genuine efforts that would be reasonably expected of a bidder actively and aggressively trying to obtain DBE participation sufficient to meet the contract goal.

- (a) The following is a list of types of action that the Department will consider as part of the evaluation of the bidder's good faith efforts to obtain participation. These listed factors are not intended to be a mandatory checklist and are not intended to be exhaustive. Other factors or efforts brought to the attention of the Department may be relevant in appropriate cases, and will be considered by the Department.
  - (1) Soliciting through all reasonable and available means (e.g. attendance at pre-bid meetings, advertising and/or written notices) the interest of all certified DBE companies that have the capability to perform the work of the contract. The bidder must solicit this interest within sufficient time to allow the DBE companies to respond to the solicitation. The bidder must determine with certainty if the DBE companies are interested by taking appropriate steps to follow up initial solicitations.

- (2) Selecting portions of the work to be performed by DBE companies in order to increase the likelihood that the DBE goals will be achieved. This includes, where appropriate, breaking out contract work items into economically feasible units to facilitate DBE participation, even when the prime Contractor might otherwise prefer to perform these work items with its own forces.
- (3) Providing interested DBE companies with adequate information about the plans, specifications, and requirements of the contract in a timely manner to assist them in responding to a solicitation.
- (4) a. Negotiating in good faith with interested DBE companies. It is the bidder's responsibility to make a portion of the work available to DBE subcontractors and suppliers and to select those portions of the work or material needs consistent with the available DBE subcontractors and suppliers, so as to facilitate DBE participation. Evidence of such negotiation includes the names, addresses, and telephone numbers of DBE companies that were considered; a description of the information provided regarding the plans and specifications for the work selected for subcontracting; and evidence as to why additional agreements could not be reached for DBE companies to perform the work.
  - b. A bidder using good business judgment would consider a number of factors in negotiating with subcontractors, including DBE subcontractors, and would take a firm's price and capabilities as well as contract goals into consideration. However, the fact that there may be some additional costs involved in finding and using DBE companies is not in itself sufficient reason for a bidder's failure to meet the contract DBE goal, as long as such costs are reasonable. Also the ability or desire of a bidder to perform the work of a contract with its own organization does not relieve the bidder of the responsibility to make good faith efforts. Bidders are not, however, required to accept higher quotes from DBE companies if the price difference is excessive or unreasonable. In accordance with subsection (c)(6) of the above Bidding Procedures, the documentation of good faith efforts must include copies of each DBE and non-DBE subcontractor quote submitted to the bidder when a non-DBE subcontractor was selected over a DBE for work on the contract.
- (5) Not rejecting DBE companies as being unqualified without sound reasons based on a thorough investigation of their capabilities. The bidder's standing within its industry, membership in specific groups, organizations, or associations and political or social affiliations (for example union vs. non-union employee status) are not legitimate causes for the rejection or non-solicitation of bids in the bidder's efforts to meet the project goal.
- (6) Making efforts to assist interested DBE companies in obtaining bonding, lines of credit, or insurance as required by the recipient or Contractor.
- (7) Making efforts to assist interested DBE companies in obtaining necessary equipment, supplies, materials, or related assistance or services.

- (8) Effectively using the services of available minority/women community organizations; minority/women contractors' groups; local, state, and federal minority/women business assistance offices; and other organizations as allowed on a case-by-case basis to provide assistance in the recruitment and placement of DBE companies.
- (b) If the Department determines that the apparent successful bidder has made a good faith effort to secure the work commitment of DBE companies to meet the contract goal, the Department will award the contract provided that it is otherwise eligible for award. If the Department determines that the bidder has failed to meet the requirements of this Special Provision or that a good faith effort has not been made, the Department will notify the responsible company official designated in the Utilization Plan that the bid is not responsive. The notification shall include a statement of reasons for the determination. If the Utilization Plan is not approved because it is deficient as a technical matter, unless waived by the Department, the bidder will be notified and will be allowed no more than a five calendar day period in order to cure the deficiency.
- (c) The bidder may request administrative reconsideration of a determination adverse to the bidder within the five working days after the receipt of the notification date of the determination by delivering the request to the Department of Transportation, Bureau of Small Business Enterprises, Contract Compliance Section, 2300 South Dirksen Parkway, Room 319, Springfield, Illinois 62764 (Telefax: (217) 785-1524). Deposit of the request in the United States mail on or before the fifth business day shall not be deemed delivery. The determination shall become final if a request is not made and delivered. A request may provide additional written documentation or argument concerning the issues raised in the determination statement of reasons, provided the documentation and arguments address efforts made prior to submitting the bid. The request will be forwarded to the Department's Reconsideration Officer. The Reconsideration Officer will extend an opportunity to the bidder to meet in person in order to consider all issues of documentation and whether the bidder made a good faith effort to meet the goal. After the review by the Reconsideration Officer, the bidder will be sent a written decision within ten working days after receipt of the request for reconsideration, explaining the basis for finding that the bidder did or did not meet the goal or make adequate good faith efforts to do so. A final decision by the Reconsideration Officer that a good faith effort was made shall approve the Utilization Plan submitted by the bidder and shall clear the contract for award. A final decision that a good faith effort was not made shall render the bid not responsive.

CALCULATING DBE PARTICIPATION. The Utilization Plan values represent work anticipated to be performed and paid for upon satisfactory completion. The Department is only able to count toward the achievement of the overall goal and the contract goal the value of payments made for the work actually performed by DBE companies. In addition, a DBE must perform a commercially useful function on the contract to be counted. A commercially useful function is generally performed when the DBE is responsible for the work and is carrying out its responsibilities by actually performing, managing, and supervising the work involved. The Department and Contractor are governed by the provisions of 49 CFR Part 26.55(c) on questions of commercially useful functions as it affects the work. Specific counting guidelines are provided in 49 CFR Part 26.55, the provisions of which govern over the summary contained herein.

- (a) DBE as the Contractor: 100 percent goal credit for that portion of the work performed by the DBE's own forces, including the cost of materials and supplies. Work that a DBE subcontracts to a non-DBE does not count toward the DBE goals.
- (b) DBE as a joint venture Contractor: 100 percent goal credit for that portion of the total dollar value of the contract equal to the distinct, clearly defined portion of the work performed by the DBE's own forces.
- (c) DBE as a subcontractor: 100 percent goal credit for the work of the subcontract performed by the DBE's own forces, including the cost of materials and supplies, excluding the purchase of materials and supplies or the lease of equipment by the DBE subcontractor from the prime Contractor or its affiliates. Work that a DBE subcontractor in turn subcontracts to a non-DBE does not count toward the DBE goal.
- (d) DBE as a trucker: 100 percent goal credit for trucking participation provided the DBE is responsible for the management and supervision of the entire trucking operation for which it is responsible. At least one truck owned, operated, licensed, and insured by the DBE must be used on the contract. Credit will be given for the following:
  - (1) The DBE may lease trucks from another DBE firm, including an owner-operator who is certified as a DBE. The DBE who leases trucks from another DBE receives credit for the total value of the transportation services the lessee DBE provides on the contract.
  - (2) The DBE may also lease trucks from a non-DBE firm, including from an owner-operator. The DBE who leases trucks from a non-DBE is entitled to credit only for the fee or commission is receives as a result of the lease arrangement.

(e) DBE as a material supplier:

- (1) 60 percent goal credit for the cost of the materials or supplies purchased from a DBE regular dealer.
- (2) 100 percent goal credit for the cost of materials of supplies obtained from a DBE manufacturer.
- (3) 100 percent credit for the value of reasonable fees and commissions for the procurement of materials and supplies if not a DBE regular dealer or DBE manufacturer.

CONTRACT COMPLIANCE. Compliance with this Special Provision is an essential part of the contract. The Department is prohibited by federal regulations from crediting the participation of a DBE included in the Utilization Plan toward either the contract goal or the Department's overall goal until the amount to be applied toward the goals has been paid to the DBE. The following administrative procedures and remedies govern the compliance by the Contractor with the contractual obligations established by the Utilization Plan. After approval of the Utilization Plan and award of the contract, the Utilization Plan and individual DBE Participation Statements become part of the contract. If the Contractor did not succeed in obtaining enough DBE participation to achieve the advertised contract goal, and the Utilization Plan was approved and contract awarded based upon a determination of good faith, the total dollar value of DBE work calculated in the approved Utilization Plan as a percentage of the awarded contract value shall become the amended contract goal. All work indicated for performance by an approved DBE shall be performed, managed, and supervised by the DBE executing the DBE Participation Commitment Statement.

- (a) NO AMENDMENT. No amendment to the Utilization Plan may be made without prior written approval from the Department's Bureau of Small Business Enterprises. All requests for amendment to the Utilization Plan shall be submitted to the Department of Transportation, Bureau of Small Business Enterprises, Contract Compliance Section, 2300 South Dirksen Parkway, Room 319, Springfield, Illinois 62764. Telephone number (217) 785-4611. Telefax number (217) 785-1524.
- (b) CHANGES TO WORK. Any deviation from the DBE condition-of-award or contract plans, specifications, or special provisions must be approved, in writing, by the Department as provided elsewhere in the Contract. The Contractor shall notify affected DBEs in writing of any changes in the scope of work which result in a reduction in the dollar amount condition-of-award to the contract. Where the revision includes work committed to a new DBE subcontractor, not previously involved in the project, then a Request for Approval of Subcontractor, Department form BC 260A or AER 260A, must be signed and submitted. If the commitment of work is in the form of additional tasks assigned to an existing subcontract, then a new Request for Approval of Subcontractor shall not be required. However, the Contractor must document efforts to assure that the existing DBE subcontractor is capable of performing the additional work and has agreed in writing to the change.

- (c) SUBCONTRACT. The Contractor must provide DBE subcontracts to IDOT upon request. Subcontractors shall ensure that all lower tier subcontracts or agreements with DBEs to supply labor or materials be performed in accordance with this Special Provision.
- (d) ALTERNATIVE WORK METHODS. In addition to the above requirements for reductions in the condition of award, additional requirements apply to the two cases of Contractor-initiated work substitution proposals. Where the contract allows alternate work methods which serve to delete or create underruns in condition of award DBE work, and the Contractor selects that alternate method or, where the Contractor proposes a substitute work method or material that serves to diminish or delete work committed to a DBE and replace it with other work, then the Contractor must demonstrate one of the following:
- (1) That the replacement work will be performed by the same DBE (as long as the DBE is certified in the respective item of work) in a modification of the condition of award; or
  - (2) That the DBE is aware that its work will be deleted or will experience underruns and has agreed in writing to the change. If this occurs, the Contractor shall substitute other work of equivalent value to a certified DBE or provide documentation of good faith efforts to do so; or
  - (3) That the DBE is not capable of performing the replacement work or has declined to perform the work at a reasonable competitive price. If this occurs, the Contractor shall substitute other work of equivalent value to a certified DBE or provide documentation of good faith efforts to do so.
- (e) TERMINATION AND REPLACEMENT PROCEDURES. The Contractor shall not terminate or replace a DBE listed on the approved Utilization Plan, or perform with other forces work designated for a listed DBE except as provided in this Special Provision. The Contractor shall utilize the specific DBEs listed to perform the work and supply the materials for which each is listed unless the Contractor obtains the Department's written consent as provided in subsection (a) of this part. Unless Department consent is provided for termination of a DBE subcontractor, the Contractor shall not be entitled to any payment for work or material unless it is performed or supplied by the DBE in the Utilization Plan.

As stated above, the Contractor shall not terminate or replace a DBE subcontractor listed in the approved Utilization Plan without prior written consent. This includes, but is not limited to, instances in which the Contractor seeks to perform work originally designated for a DBE subcontractor with its own forces or those of an affiliate, a non-DBE firm, or with another DBE firm. Written consent will be granted only if the Bureau of Small Business Enterprises agrees, for reasons stated in its concurrence document, that the Contractor has good cause to terminate or replace the DBE firm. Before transmitting to the Bureau of Small Business Enterprises any request to terminate and/or substitute a DBE subcontractor, the Contractor shall give notice in writing to the DBE subcontractor, with a copy to the Bureau, of its intent to request to terminate and/or substitute, and the reason for the request. The Contractor shall give the DBE five days to respond to the Contractor's notice. The DBE so notified shall advise the Bureau and the Contractor of the reasons, if any, why it objects to the proposed termination of its subcontract and why the Bureau should not approve the Contractor's action. If required in a particular case as a matter of public necessity, the Bureau may provide a response period shorter than five days.

For purposes of this paragraph, good cause includes the following circumstances:

- (1) The listed DBE subcontractor fails or refuses to execute a written contract;
- (2) The listed DBE subcontractor fails or refuses to perform the work of its subcontract in a way consistent with normal industry standards. Provided, however, that good cause does not exist if the failure or refusal of the DBE subcontractor to perform its work on the subcontract results from the bad faith or discriminatory action of the prime contractor;
- (3) The listed DBE subcontractor fails or refuses to meet the prime Contractor's reasonable, nondiscriminatory bond requirements;
- (4) The listed DBE subcontractor becomes bankrupt, insolvent, or exhibits credit unworthiness;
- (5) The listed DBE subcontractor is ineligible to work on public works projects because of suspension and debarment proceedings pursuant 2 CFR Parts 180, 215 and 1200 or applicable state law.
- (6) You have determined that the listed DBE subcontractor is not a responsible contractor;
- (7) The listed DBE subcontractor voluntarily withdraws from the projects and provides to you written notice of its withdrawal;
- (8) The listed DBE is ineligible to receive DBE credit for the type of work required;
- (9) A DBE owner dies or becomes disabled with the result that the listed DBE subcontractor is unable to complete its work on the contract;
- (10) Other documented good cause that compels the termination of the DBE subcontractor. Provided, that good cause does not exist if the prime Contractor seeks to terminate a DBE it relied upon to obtain the contract so that the prime Contractor can self-perform the work for which the DBE contractor was engaged or so that the prime Contractor can substitute another DBE or non-DBE contractor after contract award.

When a DBE is terminated, or fails to complete its work on the Contract for any reason the Contractor shall make a good faith effort to find another DBE to substitute for the original DBE to perform at least the same amount of work under the contract as the terminated DBE to the extent needed to meet the established Contract goal. The good faith efforts shall be documented by the Contractor. If the Department requests documentation under this provision, the Contractor shall submit the documentation within seven days, which may be extended for an additional seven days if necessary at the request of the Contractor. The Department shall provide a written determination to the Contractor stating whether or not good faith efforts have been demonstrated.

- (f) FINAL PAYMENT. After the performance of the final item of work or delivery of material by a DBE and final payment therefore to the DBE by the Contractor, but not later than thirty calendar days after payment has been made by the Department to the Contractor for such work or material, the Contractor shall submit a DBE Payment Agreement on Department form SBE 2115 to the Resident Engineer. If full and final payment has not been made to the DBE, the DBE Payment Agreement shall indicate whether a disagreement as to the payment required exists between the Contractor and the DBE or if the Contractor believes that the work has not been satisfactorily completed. If the Contractor does not have the full amount of work indicated in the Utilization Plan performed by the DBE companies indicated in the Utilization Plan and after good faith efforts are reviewed, the Department may deduct from contract payments to the Contractor the amount of the goal not achieved as liquidated and ascertained damages. The Contractor may request an administrative reconsideration of any amount deducted as damages pursuant to subsection (h) of this part.
- (g) ENFORCEMENT. The Department reserves the right to withhold payment to the Contractor to enforce the provisions of this Special Provision. Final payment shall not be made on the contract until such time as the Contractor submits sufficient documentation demonstrating achievement of the goal in accordance with this Special Provision or after liquidated damages have been determined and collected.
- (h) RECONSIDERATION. Notwithstanding any other provision of the contract, including but not limited to Article 109.09 of the Standard Specifications, the Contractor may request administrative reconsideration of a decision to deduct the amount of the goal not achieved as liquidated damages. A request to reconsider shall be delivered to the Contract Compliance Section and shall be handled and considered in the same manner as set forth in paragraph (c) of "Good Faith Effort Procedures" of this Special Provision, except a final decision that a good faith effort was not made during contract performance to achieve the goal agreed to in the Utilization Plan shall be the final administrative decision of the Department. The result of the reconsideration process is not administratively appealable to the U.S. Department of Transportation.

**DOWEL BAR INSERTER (BDE)**

Effective: January 1, 2017

Revised: January 1, 2018

Add the following to Article 420.03 of the Standard Specifications.

"(l) Mechanical Dowel Bar Inserter ..... 1103.20"

Revise the first paragraph of Article 420.05(b)(1) of the Supplemental Specifications to read:

"Preformed or Drilled Holes. If applicable, the tie bars shall be installed after the dowel bars have been tested with the MIT Scan-2 device according to Article 420.05(c)(2)b.2. The tie bars shall be installed with a nonshrink grout or chemical adhesive providing a minimum pull-out strength as follows."



Revise Article 420.05(c) of the Standard Specifications to read:

“(c) Transverse Contraction Joints. Transverse contraction joints shall consist of planes of weakness created by sawing grooves in the surface of the pavement and shall include load transfer devices consisting of dowel bars. Transverse contraction joints shall be according to the following.”

Revise Article 420.05(c)(2) of the Standard Specifications to read:

“(2) Dowel Bars. Dowel Bars shall be installed parallel to the centerline of the pavement and parallel to the proposed pavement surface. Installation shall be according to one of the following methods.

- a. Dowel Bar Assemblies. The assembly shall act as a rigid unit with each component securely held in position relative to the other members of the assembly. The entire assembly shall be held securely in place by means of nails which shall penetrate the stabilized subbase. At least ten nails shall be used for each 10, 11, or 12 ft (3, 3.3, or 3.6 m) section of assembly.

Metal stakes shall be used instead of nails, with soil or granular subbase. The stakes shall loop over or attach to the top parallel spacer bar of the assembly and penetrate the subgrade or subbase at least 12 in. (300 mm).

At the location of each dowel bar assembly, the subgrade or subbase shall be reshaped and re-tamped when necessary.

Prior to placing concrete, any deviation of the dowel bars from the correct horizontal or vertical alignment (horizontal skew or vertical tilt) greater than 3/8 in. in 12 in (9 mm in 300 mm) shall be corrected and a light coating of oil shall be uniformly applied to all dowel bars.

Care shall be exercised in depositing the concrete at the dowel bar assemblies so the horizontal and vertical alignment will be retained.

- b. Dowel Bar Insertion. The dowel bars may be placed in the pavement slab with a mechanical dowel bar inserter (DBI) attached to a formless paver for pavements  $\geq 7.0$  in. (175 mm) in thickness. A light coating of oil shall be uniformly applied to all dowel bars.

The DBI shall insert the dowel bars with vibration into the plastic concrete after the concrete has been struck off and consolidated without deformation of the slab. After the bars have been inserted, the concrete shall be refinished and no voids shall exist around the dowel bars. The forward movement of the paver shall not be interrupted by the inserting of the dowel bars.

The location of each row of dowel bars shall be marked in a manner to facilitate where to insert the bars, and where to saw the transverse joint.

1. Placement Tolerances for Dowel Bars. The DBI shall place the dowel bars in the concrete pavement within the following tolerances.

- (a.) Longitudinal Translation (Mislocation). Longitudinal translation (mislocation) shall be defined as the position of the center of the dowel bar along the longitudinal axis, in relation to the sawed joint.

The quality control tolerance for longitudinal translation shall not exceed 2.0 in (50 mm). If this tolerance is exceeded, adjustments shall be made to the paving operation.

Any joint having two or more dowel bars with an embedment length less than 4.0 in. (100 mm) within 12 in. (300 mm) of the same wheelpath will be considered unacceptable. The left and right wheelpaths shall be determined by excluding the middle 2.5 ft (0.8 m) of the pavement lane, and by excluding the outer 1.0 ft (0.3 m) measured from each pavement lane edge. Any joint having an average dowel bar embedment length less than 5.25 in. (130 mm) will also be considered unacceptable. Embedment length shall be defined as the length of dowel bar embedded on the short side of the sawed joint. An unacceptable joint shall be replaced with a minimum of 6 ft (1.8 m) of pavement centered over the joint according to Section 442 for Class B patches.

- (b.) Horizontal Translation (Mislocation). Horizontal translation (mislocation) shall be defined as the difference in the actual dowel bar location parallel to the longitudinal or edge joint from its theoretical position as shown on the plans.

The quality control tolerance for horizontal translation shall not exceed 2.0 in. (50 mm). If this tolerance is exceeded, adjustments shall be made to the paving operation.

Any joint having a dowel bar with a translation greater than 4.0 in. (100 mm) will be considered unacceptable, but may remain in place unless the Engineer determines the joint will not function. If the joint is unable to remain in place, the joint shall be replaced with a minimum of 6 ft (1.8 m) of pavement centered over the joint according to Section 442 for Class B patches.

(c.) Vertical Translation (Mislocation). Vertical translation (mislocation) shall be defined as the difference in the vertical position of the dowel bar relative to the theoretical midpoint of the slab.

The quality control tolerance for vertical translation shall be as shown in the following table. If these tolerances are exceeded, adjustments shall be made to the paving operation.

Pavement Thickness	Dowel Bar Diameter	Vertical Translation Tolerance Above Midpoint	Vertical Translation Tolerance Below Midpoint
≥7 in. to <8 in. (≥175 mm to <200 mm)	1.25 in. (31 mm)	0.25 in. (6 mm)	0.5 in. (13 mm)
≥8 in. to <9 in. (≥200 mm to <225 mm)	1.50 in. (38 mm)	0.25 in. (6 mm)	0.5 in. (13 mm)
≥9 in. to <10 in. (≥225 mm to <250 mm)	1.50 in. (38 mm)	0.75 in. (19 mm)	0.75 in. (19 mm)
≥10 in. (≥250 mm)	1.50 in. (38 mm)	0.75 in. (19 mm)	1.0 in. (25 mm)

Any joint having a dowel bar with top concrete cover less than T/3, where T is slab thickness, will be considered unacceptable. Any joint having 2 or more dowel bars with bottom concrete cover less than 2.0 in. (50 mm) will also be considered unacceptable. An unacceptable joint shall be replaced with a minimum of 6 ft (1.8 m) of pavement according to Section 442 for Class B patches.

(d.) Vertical Tilt or Horizontal Skew (Misalignment). Vertical tilt or horizontal skew (misalignment) shall be defined as the difference in position of the dowel bar ends with respect to each other. Vertical tilt is measured in the vertical axis whereas horizontal skew is measured in the horizontal axis. Misalignment shall be measured in terms of a joint score. The joint score shall be defined as the degree of misalignment evaluated for a single transverse joint for each lane of pavement. The joint score shall be determined as follows:

$$Joint\ Score = \left( 1 + \left( \frac{x}{x-n} \right) \sum_{i=1}^{x-n} W_i \right)$$

$$Joint\ Score = \left( 1 + \left( \frac{x}{x-n} \right) \sum_{i=1}^x W_i \right)$$

where:

$W_i$  = weighting factor (Table 1) for dowel  $i$

$x$  = number of dowels in a single joint

$n$  = number of dowels excluded from the joint score calculation due to measurement interference

*Single Dowel Misalignment* – The degree of misalignment applicable to a single dowel bar, calculated as:

$$Single\ Dowel\ Misalignment = \sqrt{(Horizontal\ Skew)^2 + (Vertical\ Tilt)^2}$$

Table 1. Weighting Factors in Joint Score Determination	
Single Dowel Bar Misalignment (SDM)	W, Weighting Factor
SDM ≤ 0.6 in. (15 mm)	0
0.6 in. (15 mm) < SDM ≤ 0.8 in. (20 mm)	2
0.8 in. (20 mm) < SDM ≤ 1 in. (25 mm)	4
1 in. (25 mm) < SDM ≤ 1.5 in. (38 mm)	5
1.5 in. (38 mm) < SDM	10

The quality control tolerance for vertical tilt or horizontal skew shall not exceed 0.6 in. (15 mm). If the tolerance is exceeded for either one, adjustments shall be made to the paving operation.

Any joint having a dowel bar with a vertical tilt or horizontal skew greater than 1.5 in. (38 mm) shall be cut. If more than one dowel bar is required to be cut in the joint, the joint will be considered unacceptable and shall be replaced with a minimum of 6 ft (1.8 m) of pavement centered over the joint according to Section 442 for Class B patches.

Single dowel bar misalignment shall be controlled to provide the joint scores shown in the following table.

Number of Dowel Bars in the Joint	Maximum Joint Score
< 5	4
≥ 5 but ≤ 9	8
> 9	12

A joint score greater than the specified maximum will be considered locked. Three consecutive joints with a score greater than the specified maximum total score will all be considered unacceptable.

Three consecutive locked joints shall be corrected by selecting one joint and cutting a dowel bar. Preference shall be given to cutting a dowel bar within the middle 2.5 ft (0.8 m) of the pavement lane to avoid the wheelpaths. If none of the three locked joints will have a joint score less than or equal to the specified maximum after selecting one dowel bar to cut, one of the joints shall be replaced with a minimum of 6 ft (1.8 m) of pavement centered over the joint according to Section 442 for Class B patches.

(e.) For unacceptable work, the Contractor may propose alternative repairs for consideration by the Engineer.

2. Testing of Dowel Bar Placement. The placement of the dowel bars shall be tested within 24 hours of paving with a calibrated MIT Scan-2 device according to "Use of Magnetic Tomography Technology to Evaluate Dowel Placement" (Publication No. FHWA-IF-06-006) by the Federal Highway Administration.

A trained operator shall perform the testing, and all testing shall be performed in the presence of the Engineer. The device shall be calibrated to the type and size dowel bar used in the work according to the manufacturer's instructions. Calibration documentation shall be provided to the Engineer prior to construction. The device shall be recalibrated and/or validate readings as required by the Engineer. The device may be utilized as a process control and make necessary adjustments to ensure the dowel bars are placed in the correct location.

(a.) Test Section. Prior to start of production paving, a test section consisting of 30 transverse joints shall be constructed. The test section may be performed on the actual pavement, but production paving shall not begin until an acceptable test section has been constructed. The test section will be considered acceptable when all of the following are met:

- (1.) 90 percent of the dowel bars meet the quality control tolerance for longitudinal, horizontal, or vertical translation (mislocation);

- (2.) 90 percent of the dowel bars meet the quality control tolerance for vertical tilt or horizontal skew deviation (misalignment); and
- (3.) none of the joints are considered unacceptable prior to a corrective measure for mislocation or misalignment.

If the test section fails, another test section consisting of 30 joints shall be constructed.

The test section requirement may be waived by the Engineer if the Contractor has constructed an acceptable test section and successfully used the DBI on a Department contract within the same calendar year.

- (b.) Production Paving. After the test section is approved, production paving may begin. The mislocation and misalignment of each dowel bar for the first ten joints constructed, and every tenth joint thereafter, shall be tested.

If two consecutive days of paving result in 5 percent or more of the joints on each day being unacceptable prior to a corrective measure, production paving shall be discontinued and a new test section shall be constructed.

If any joint is found to be unacceptable prior to a corrective measure, testing of additional joints on each side of the unacceptable joint shall be performed until acceptable joints are found.

- (c.) Test Report. Test reports shall be provided to the Engineer within two working days of completing each day's testing. The test report shall include the following.

- (1.) Contract number, placement date, county-route-section, direction of traffic, scan date, Contractor, and name of individual performing the tests.
- (2.) Provide the standard report generated from the on-board printer of the imaging technology used for every dowel and joint measured.
- (3.) For every dowel measured, provide the joint identification number, lane number and station, dowel bar number or x-location, direction of testing and reference joint location/edge location, longitudinal translation, horizontal translation, vertical translation, vertical tilt, and horizontal skew.
- (4.) Identify each dowel bar with a maximum longitudinal, horizontal, or vertical translation that has been exceeded. Identify each dowel bar with a maximum vertical tilt or horizontal skew deviation that has been exceeded.

- (5.) Joint Score Details: Provide the joint identification number, lane number, station, and calculated joint score for each joint.
  - (6.) Locked Joint Identification: Identify each joint where the maximum joint score is exceeded.
- (d.) Exclusions. Exclude the following from dowel bar mislocation and misalignment measurements.
- (1.) Transverse construction joints (headers).
  - (2.) Dowel bars within 24 in. (610 mm) of metallic manholes, inlets, metallic castings, or other nearby or underlying steel reinforced objects.
  - (3.) The outside dowel bar when tie bars are installed with mechanical equipment in fresh concrete. For tie bar installations involving preformed or drilled holes, installation of the tie bar shall be performed after testing with the MIT Scan-2 device.
  - (4.) Joints located directly under high voltage power lines.
  - (5.) Subject to the approval of the Engineer, any other contributors to magnetic interference.
- (e.) Deficiency Deduction. When the Contractor has cut 25 dowel bars to correct unacceptable joints, the Contractor shall be liable and shall pay to the Department a deficiency deduction of \$500.00 for the cost of the bars. Thereafter, an additional deficiency deduction of \$20.00 for each additional bar cut will be assessed.”

Add the following to Section 1103 of the Standard Specifications.

**“1103.20 Mechanical Dowel Bar Inserter.** The mechanical dowel bar inserter (DBI) shall be self-contained and supported on the formless paver with the ability to move separately from the paver. The DBI shall be equipped with insertion forks along with any other devices necessary for finishing the concrete the full width of the pavement. The insertion forks shall have the ability to vibrate at a minimum frequency of 3000 VPM.”

## **EQUIPMENT PARKING AND STORAGE (BDE)**

Effective: November 1, 2017

Replace the first paragraph of Article 701.11 of the Standard Specifications with the following.

**“701.11 Equipment Parking and Storage.** During working hours, all vehicles and/or nonoperating equipment which are parked, two hours or less, shall be parked at least 8 ft (2.5 m) from the open traffic lane. For other periods of time during working and for all nonworking hours, all vehicles, materials, and equipment shall be parked or stored as follows.

- (a) When the project has adequate right-of-way, vehicles, materials, and equipment shall be located a minimum of 30 ft (9 m) from the pavement.
- (b) When adequate right-of-way does not exist, vehicles, materials, and equipment shall be located a minimum of 15 ft (4.5 m) from the edge of any pavement open to traffic.
- (c) Behind temporary concrete barrier, vehicles, materials, and equipment shall be located a minimum of 24 in. (600 mm) behind free standing barrier or a minimum of 6 in. (150 mm) behind barrier that is either pinned or restrained according to Article 704.04. The 24 in. or 6 in. measurement shall be from the base of the non-traffic side of the barrier.
- (d) Behind other man-made or natural barriers meeting the approval of the Engineer.”

## **HOT-MIX ASPHALT - DENSITY TESTING OF LONGITUDINAL JOINTS (BDE)**

Effective: January 1, 2010

Revised: April 1, 2016

**Description.** This work shall consist of testing the density of longitudinal joints as part of the quality control/quality assurance (QC/QA) of hot-mix asphalt (HMA). Work shall be according to Section 1030 of the Standard Specifications except as follows.

**Quality Control/Quality Assurance (QC/QA).** Delete the second and third sentence of the third paragraph of Article 1030.05(d)(3) of the Standard Specifications.

Add the following paragraphs to the end of Article 1030.05(d)(3) of the Standard Specifications:

“Longitudinal joint density testing shall be performed at each random density test location. Longitudinal joint testing shall be located at a distance equal to the lift thickness or a minimum of 4 in. (100 mm), from each pavement edge. (i.e. for a 5 in. (125 mm) lift the near edge of the density gauge or core barrel shall be within 5 in. (125 mm) from the edge of pavement.) Longitudinal joint density testing shall be performed using either a correlated nuclear gauge or cores.

- a. Confined Edge. Each confined edge density shall be represented by a one-minute nuclear density reading or a core density and shall be included in the average of density readings or core densities taken across the mat which represents the Individual Test.



b. Unconfined Edge. Each unconfined edge joint density shall be represented by an average of three one-minute density readings or a single core density at the given density test location and shall meet the density requirements specified herein. The three one-minute readings shall be spaced 10 ft (3 m) apart longitudinally along the unconfined pavement edge and centered at the random density test location.”

Revise the Density Control Limits table in Article 1030.05(d)(4) of the Standard Specifications to read:

Mixture Composition	Parameter	Individual Test (includes confined edges)	Unconfined Edge Joint Density Minimum
IL-4.75	Ndesign = 50	93.0 – 97.4% <sup>1/</sup>	91.0%
IL-9.5	Ndesign = 90	92.0 – 96.0%	90.0%
IL-9.5,IL-9.5L	Ndesign < 90	92.5 – 97.4%	90.0%
IL-19.0	Ndesign = 90	93.0 – 96.0%	90.0%
IL-19.0, IL-19.0L	Ndesign < 90	93.0 <sup>2/</sup> – 97.4%	90.0%
SMA	Ndesign = 50 & 80	93.5 – 97.4%	91.0%”

**HOT-MIX ASPHALT – TACK COAT (BDE)**

Effective: November 1, 2016

Revise Article 1032.06(a) of the Standard Specifications to read:

“(a) Anionic Emulsified Asphalt. Anionic emulsified asphalts shall be according to AASHTO M 140. SS-1h emulsions used as a tack coat shall have the cement mixing test waived.”

**LIGHTS ON BARRICADES (BDE)**

Effective: January 1, 2018

Revise Article 701.16 of the Standard Specifications to read:

**“701.16 Lights.** Lights shall be used on devices as required in the plans, the traffic control plan, and the following table.

Circumstance	Lights Required
Daylight operations	None
First two warning signs on each approach to the work involving a nighttime lane closure and “ROUGH GROOVED SURFACE” (W8-I107) signs	Flashing mono-directional lights
Devices delineating isolated obstacles, excavations, or hazards at night (Does not apply to patching)	Flashing bi-directional lights
Devices delineating obstacles, excavations, or hazards exceeding 100 ft (30 m) in length at night (Does not apply to widening)	Steady burn bi-directional lights
Channelizing devices for nighttime lane closures on two-lane roads	None
Channelizing devices for nighttime lane closures on multi-lane roads	None
Channelizing devices for nighttime lane closures on multi-lane roads separating opposing directions of traffic	None
Channelizing devices for nighttime along lane shifts on multilane roads	Steady burn mono-directional lights
Channelizing devices for night time along lane shifts on two lane roads	Steady burn bi-directional lights
Devices in nighttime lane closure tapers on Standards 701316 and 701321	Steady burn bi-directional lights
Devices in nighttime lane closure tapers	Steady burn mono-directional lights
Devices delineating a widening trench	None
Devices delineating patches at night on roadways with an ADT less than 25,000	None
Devices delineating patches at night on roadways with an ADT of 25,000 or more	None

Batteries for the lights shall be replaced on a group basis at such times as may be specified by the Engineer.”

Delete the fourth sentence of the first paragraph of Article 701.17(c)(2) of the Standard Specifications.

Revise the first paragraph of Article 603.07 of the Standard Specifications to read:

**“603.07 Protection Under Traffic.** After the casting has been adjusted and Class SI concrete has been placed, the work shall be protected by a barricade for at least 72 hours.”

**MANHOLES, VALVE VAULTS, AND FLAT SLAB TOPS (BDE)**

Effective: January 1, 2018

Revised: March 2, 2018

**Description.** Manholes, valve vaults, and flat slab tops manufactured according to the current or previous Highway Standards listed below will be accepted on this contract:

<u>Product</u>	<u>Current Standard</u>	<u>Previous Standard</u>
Precast Manhole Type A, 4' (1.22 m) Diameter	602401-04	602401-03
Precast Manhole Type A, 5' (1.52 m) Diameter	602402	602401-03
Precast Manhole Type A, 6' (1.83 m) Diameter	602406-08	602406-07
Precast Manhole Type A, 7' (2.13 m) Diameter	602411-06	602411-05
Precast Manhole Type A, 8' (2.44 m) Diameter	602416-06	602416-05
Precast Manhole Type A, 9' (2.74 m) Diameter	602421-06	602421-05
Precast Manhole Type A, 10' (3.05 m) Diameter	602426	n/a
Precast Valve Vault Type A, 4' (1.22 m) Diameter	602501-03	602501-02
Precast Valve Vault Type A, 5' (1.52 m) Diameter	602506	602501-02
Precast Reinforced Concrete Flat Slab Top	602601-05	602601-04

When manufacturing to the current standards, the following revisions to the Standard Specifications shall apply:

Revise Article 602.02(g) of the Standard Specifications to read:

“(g) Structural Steel (Note 4)..... 1006.04

Note 4. All components of the manhole joint splice shall be galvanized according to the requirements of AASHTO M 111 or M 232 as applicable.”

Add the following to Article 602.02 of the Standard Specifications:

“(s) Anchor Bolts and Rods (Note 5) ..... 1006.09

Note 5. The threaded rods for the manhole joint splice shall be according to the requirements of ASTM F 1554, Grade 55, (Grade 380).”

Add the following paragraph after the first paragraph of Article 602.07 of the Standard Specifications:

“Threaded rods connecting precast sections shall be brought to a snug tight condition.”

Revise the second paragraph of Article 1042.10 of the Standard Specifications to read:

“Catch basin Types A, B, C, and D; Manhole Type A; Inlet Types A and B; Drainage Structures Types 1, 2, 3, 4, 5, and 6; Valve Vault Type A; and reinforced concrete flat slab top (Highway Standard 602601) shall be according to AASHTO M 199 (M 199M), except the minimum wall thickness shall be 3 in. (75 mm). Additionally, catch basins, inlets, and drainage structures shall have a minimum concrete compressive strength of 4500 psi (31,000 kPa) at 28 days and manholes, valve vaults, and reinforced concrete flat slab tops shall have a minimum concrete compressive strength of 5000 psi (34,500 kPa) at 28 days.”

**PAYMENTS TO SUBCONTRACTORS (BDE)**

Effective: November 2, 2017

Add the following to the end of the fourth paragraph of Article 109.11 of the Standard Specifications:

“If reasonable cause is asserted, written notice shall be provided to the applicable subcontractor and/or material supplier and the Engineer within five days of the Contractor receiving payment. The written notice shall identify the contract number, the subcontract or material purchase agreement, a detailed reason for refusal, the value of payment being withheld, and the specific remedial actions required of the subcontractor and/or material supplier so that payment can be made.”

**PORTLAND CEMENT CONCRETE (BDE)**

Effective: November 1, 2017

Revise the Air Content % of Class PP Concrete in Table 1 Classes of Concrete and Mix Design Criteria in Article 1020.04 of the Standard Specifications to read:

"TABLE 1. CLASSES OF CONCRETE AND MIX DESIGN CRITERIA		
Class of Conc.	Use	Air Content %
PP	Pavement Patching	4.0 - 8.0"
	Bridge Deck Patching (10)	
	PP-1	
	PP-2	
	PP-3	
	PP-4	
PP-5		

Revise Note (4) at the end of Table 1 Classes of Concrete and Mix Design Criteria in Article 1020.04 of the Standard Specifications to read:

“(4) For all classes of concrete, the maximum slump may be increased to 7 in (175 mm) when a high range water-reducing admixture is used. For Class SC, the maximum slump may be increased to 8 in. (200 mm). For Class PS, the maximum slump may be increased to 8 1/2 in. (215 mm) if the high range water-reducing admixture is the polycarboxylate type.”

### **PROGRESS PAYMENTS (BDE)**

Effective: November 2, 2013

Revise Article 109.07(a) of the Standard Specifications to read:

“(a) Progress Payments. At least once each month, the Engineer will make a written estimate of the quantity of work performed in accordance with the contract, and the value thereof at the contract unit prices. The amount of the estimate approved as due for payment will be vouchered by the Department and presented to the State Comptroller for payment. No amount less than \$1000.00 will be approved for payment other than the final payment.

Progress payments may be reduced by liens filed pursuant to Section 23(c) of the Mechanics' Lien Act, 770 ILCS 60/23(c).

If a Contractor or subcontractor has defaulted on a loan issued under the Department's Disadvantaged Business Revolving Loan Program (20 ILCS 2705/2705-610), progress payments may be reduced pursuant to the terms of that loan agreement. In such cases, the amount of the estimate related to the work performed by the Contractor or subcontractor, in default of the loan agreement, will be offset, in whole or in part, and vouchered by the Department to the Working Capital Revolving Fund or designated escrow account. Payment for the work shall be considered as issued and received by the Contractor or subcontractor on the date of the offset voucher. Further, the amount of the offset voucher shall be a credit against the Department's obligation to pay the Contractor, the Contractor's obligation to pay the subcontractor, and the Contractor's or subcontractor's total loan indebtedness to the Department. The offset shall continue until such time as the entire loan indebtedness is satisfied. The Department will notify the Contractor and Fund Control Agent in a timely manner of such offset. The Contractor or subcontractor shall not be entitled to additional payment in consideration of the offset.

The failure to perform any requirement, obligation, or term of the contract by the Contractor shall be reason for withholding any progress payments until the Department determines that compliance has been achieved.”

**RECLAIMED ASPHALT PAVEMENT AND RECLAIMED ASPHALT SHINGLES (BDE)**

Effective: November 1, 2012

Revise: January 1, 2018

Revise Section 1031 of the Standard Specifications to read:

**“SECTION 1031. RECLAIMED ASPHALT PAVEMENT AND RECLAIMED ASPHALT SHINGLES**

**1031.01 Description.** Reclaimed asphalt pavement and reclaimed asphalt shingles shall be according to the following.

- (a) Reclaimed Asphalt Pavement (RAP). RAP is the material produced by cold milling or crushing an existing hot-mix asphalt (HMA) pavement. The Contractor shall supply written documentation that the RAP originated from routes or airfields under federal, state, or local agency jurisdiction.
- (b) Reclaimed Asphalt Shingles (RAS). Reclaimed asphalt shingles (RAS). RAS is from the processing and grinding of preconsumer or post-consumer shingles. RAS shall be a clean and uniform material with a maximum of 0.5 percent unacceptable material, as defined in Central Bureau of Materials Policy Memorandum, “Reclaimed Asphalt Shingle (RAS) Sources”, by weight of RAS. All RAS used shall come from a Central Bureau of Materials approved processing facility where it shall be ground and processed to 100 percent passing the 3/8 in. (9.5 mm) sieve and 93 percent passing the #4 (4.75 mm) sieve based on a dry shake gradation. RAS shall be uniform in gradation and asphalt binder content and shall meet the testing requirements specified herein. In addition, RAS shall meet the following Type 1 or Type 2 requirements.
  - (1) Type 1. Type 1 RAS shall be processed, preconsumer asphalt shingles salvaged from the manufacture of residential asphalt roofing shingles.
  - (2) Type 2. Type 2 RAS shall be processed post-consumer shingles only, salvaged from residential, or four unit or less dwellings not subject to the National Emission Standards for Hazardous Air Pollutants (NESHAP).

**1031.02 Stockpiles.** RAP and RAS stockpiles shall be according to the following.

- (a) RAP Stockpiles. The Contractor shall construct individual, sealed RAP stockpiles meeting one of the following definitions. No additional RAP shall be added to the pile after the pile has been sealed. Stockpiles shall be sufficiently separated to prevent intermingling at the base. Stockpiles shall be identified by signs indicating the type as listed below (i.e. “Homogeneous Surface”).

Prior to milling, the Contractor shall request the District provide documentation on the quality of the RAP to clarify the appropriate stockpile.

- (1) Fractionated RAP (FRAP). FRAP shall consist of RAP from Class I, HMA (High and Low ESAL) mixtures. The coarse aggregate in FRAP shall be crushed aggregate and may represent more than one aggregate type and/or quality, but shall be at least C quality. All FRAP shall be fractionated prior to testing by screening into a minimum of two size fractions with the separation occurring on or between the #4 (4.75 mm) and 1/2 in. (12.5 mm) sieves. Agglomerations shall be minimized such that 100 percent of the RAP shall pass the sieve size specified below for the mix into which the FRAP will be incorporated.

Mixture FRAP will be used in:	Sieve Size that 100 % of FRAP Shall Pass
IL-19.0	1 1/2 in. (40 mm)
IL-9.5	3/4 in. (20 mm)
IL-4.75	1/2 in. (13 mm)

- (2) Homogeneous. Homogeneous RAP stockpiles shall consist of RAP from Class I, HMA (High and Low ESAL) mixtures and represent: 1) the same aggregate quality, but shall be at least C quality; 2) the same type of crushed aggregate (either crushed natural aggregate, ACBF slag, or steel slag); 3) similar gradation; and 4) similar asphalt binder content. If approved by the Engineer, combined single pass surface/binder millings may be considered "homogeneous" with a quality rating dictated by the lowest coarse aggregate quality present in the mixture.
- (3) Conglomerate. Conglomerate RAP stockpiles shall consist of RAP from Class I, HMA (High and Low ESAL) mixtures. The coarse aggregate in this RAP shall be crushed aggregate and may represent more than one aggregate type and/or quality, but shall be at least C quality. This RAP may have an inconsistent gradation and/or asphalt binder content prior to processing. All conglomerate RAP shall be processed prior to testing by crushing to where all RAP shall pass the 5/8 in. (16 mm) or smaller screen. Conglomerate RAP stockpiles shall not contain steel slag.
- (4) Non-Quality. RAP stockpiles that do not meet the requirements of the stockpile categories listed above shall be classified as "Non-Quality".

RAP/FRAP containing contaminants, such as earth, brick, sand, concrete, sheet asphalt, bituminous surface treatment (i.e. chip seal), pavement fabric, joint sealants, etc., will be unacceptable unless the contaminants are removed to the satisfaction of the Engineer. Sheet asphalt shall be stockpiled separately.

- (b) RAS Stockpiles. Type 1 and Type 2 RAS shall be stockpiled separately and shall not be intermingled. Each stockpile shall be signed indicating what type of RAS is present.

Unless otherwise specified by the Engineer, mechanically blending manufactured sand (FM 20 or FM 22) up to an equal weight of RAS with the processed RAS will be permitted to improve workability. The sand shall be "B Quality" or better from an approved Aggregate Gradation Control System source. The sand shall be accounted for in the mix design and during HMA production.

Records identifying the shingle processing facility supplying the RAS, RAS type, and lot number shall be maintained by project contract number and kept for a minimum of three years.

**1031.03 Testing.** RAP/FRAP and RAS testing shall be according to the following.

- (a) RAP/FRAP Testing. When used in HMA, the RAP/FRAP shall be sampled and tested either during or after stockpiling.

(1) During Stockpiling. For testing during stockpiling, washed extraction samples shall be run at the minimum frequency of one sample per 500 tons (450 metric tons) for the first 2000 tons (1800 metric tons) and one sample per 2000 tons (1800 metric tons) thereafter. A minimum of five tests shall be required for stockpiles less than 4000 tons (3600 metric tons).

(2) After Stockpiling. For testing after stockpiling, the Contractor shall submit a plan for approval to the District proposing a satisfactory method of sampling and testing the RAP/FRAP pile either in-situ or by restockpiling. The sampling plan shall meet the minimum frequency required above and detail the procedure used to obtain representative samples throughout the pile for testing.

Each sample shall be split to obtain two equal samples of test sample size. One of the two test samples from the final split shall be labeled and stored for Department use. The Contractor shall extract the other test sample according to Department procedure. The Engineer reserves the right to test any sample (split or Department-taken) to verify Contractor test results.



- (b) RAS Testing. RAS or RAS blended with manufactured sand shall be sampled and tested during stockpiling according to Central Bureau of Materials Policy Memorandum, "Reclaimed Asphalt Shingle (RAS) Source".

Samples shall be collected during stockpiling at the minimum frequency of one sample per 200 tons (180 metric tons) for the first 1000 tons (900 metric tons) and one sample per 250 tons (225 metric tons) thereafter. A minimum of five samples are required for stockpiles less than 1000 tons (900 metric tons). Once a  $\leq 1000$  ton (900 metric ton), five-sample/test stockpile has been established it shall be sealed. Additional incoming RAS or RAS blended with manufactured sand shall be stockpiled in a separate working pile as designated in the Quality Control plan and only added to the sealed stockpile when the test results of the working pile are complete and are found to meet the tolerances specified herein for the original sealed RAS stockpile.

Before testing, each sample shall be split to obtain two test samples. One of the two test samples from the final split shall be labeled and stored for Department use. The Contractor shall perform a washed extraction and test for unacceptable materials on the other test sample according to Department procedures. The Engineer reserves the right to test any sample (split or Department-taken) to verify Contractor test results.

If the sampling and testing was performed at the shingle processing facility in accordance with the QC Plan, the Contractor shall obtain and make available all of the test results from start of the initial stockpile.

**1031.04 Evaluation of Tests.** Evaluation of test results shall be according to the following.

- (a) Evaluation of RAP/FRAP Test Results. All of the extraction results shall be compiled and averaged for asphalt binder content and gradation, and when applicable  $G_{mm}$ . Individual extraction test results, when compared to the averages, will be accepted if within the tolerances listed below.

Parameter	FRAP/Homogeneous/ Conglomerate
1 in. (25 mm)	
1/2 in. (12.5 mm)	$\pm 8 \%$
No. 4 (4.75 mm)	$\pm 6 \%$
No. 8 (2.36 mm)	$\pm 5 \%$
No. 16 (1.18 mm)	
No. 30 (600 $\mu\text{m}$ )	$\pm 5 \%$
No. 200 (75 $\mu\text{m}$ )	$\pm 2.0 \%$
Asphalt Binder	$\pm 0.4 \%$ <sup>1/</sup>
$G_{mm}$	$\pm 0.03$

1/ The tolerance for FRAP shall be  $\pm 0.3 \%$ .

If more than 20 percent of the individual sieves and/or asphalt binder content tests are out of the above tolerances, the RAP/FRAP shall not be used in HMA unless the RAP/FRAP representing the failing tests is removed from the stockpile. All test data and acceptance ranges shall be sent to the District for evaluation.

With the approval of the Engineer, the ignition oven may be substituted for extractions according to the ITP, "Calibration of the Ignition Oven for the Purpose of Characterizing Reclaimed Asphalt Pavement (RAP)".

- (b) Evaluation of RAS and RAS Blended with Manufactured Sand Test Results. All of the test results, with the exception of percent unacceptable materials, shall be compiled and averaged for asphalt binder content and gradation. Individual test results, when compared to the averages, will be accepted if within the tolerances listed below.

Parameter	RAS
No. 8 (2.36 mm)	± 5 %
No. 16 (1.18 mm)	± 5 %
No. 30 (600 µm)	± 4 %
No. 200 (75 µm)	± 2.0 %
Asphalt Binder Content	± 1.5 %

If more than 20 percent of the individual sieves and/or asphalt binder content tests are out of the above tolerances, or if the percent unacceptable material exceeds 0.5 percent by weight of material retained on the # 4 (4.75 mm) sieve, the RAS or RAS blend shall not be used in Department projects. All test data and acceptance ranges shall be sent to the District for evaluation.

**1031.05 Quality Designation of Aggregate in RAP/FRAP.**

- (a) RAP. The aggregate quality of the RAP for homogeneous and conglomerate stockpiles shall be set by the lowest quality of coarse aggregate in the RAP stockpile and are designated as follows.
- (1) RAP from Class I, Superpave/HMA (High ESAL), or (Low ESAL) IL-9.5L surface mixtures are designated as containing Class B quality coarse aggregate.
  - (2) RAP from Class I binder, Superpave/HMA (High ESAL) binder, or (Low ESAL) IL-19.0L binder mixtures are designated as containing Class C quality coarse aggregate.

- (b) FRAP. If the Engineer has documentation of the quality of the FRAP aggregate, the Contractor shall use the assigned quality provided by the Engineer.

If the quality is not known, the quality shall be determined as follows. Coarse and fine FRAP stockpiles containing plus #4 (4.75 mm) sieve coarse aggregate shall have a maximum tonnage of 5000 tons (4500 metric tons). The Contractor shall obtain a representative sample witnessed by the Engineer. The sample shall be a minimum of 50 lb (25 kg). The sample shall be extracted according to Illinois Modified AASHTO T 164 by a consultant laboratory prequalified by the Department for the specified testing. The consultant laboratory shall submit the test results along with the recovered aggregate to the District Office. The cost for this testing shall be paid by the Contractor. The District will forward the sample to the Central Bureau of Materials Aggregate Lab for MicroDeval Testing, according to ITP 327. A maximum loss of 15.0 percent will be applied for all HMA applications.

**1031.06 Use of RAP/FRAP and/or RAS in HMA.** The use of RAP/FRAP and/or RAS shall be the Contractor's option when constructing HMA in all contracts.

- (a) RAP/FRAP. The use of RAP/FRAP in HMA shall be as follows.

- (1) Coarse Aggregate Size. The coarse aggregate in all RAP shall be equal to or less than the nominal maximum size requirement for the HMA mixture to be produced.
- (2) Steel Slag Stockpiles. Homogeneous RAP stockpiles containing steel slag will be approved for use in all HMA (High ESAL and Low ESAL) Surface and Binder Mixture applications.
- (3) Use in HMA Surface Mixtures (High and Low ESAL). RAP/FRAP stockpiles for use in HMA surface mixtures (High and Low ESAL) shall be FRAP or homogeneous in which the coarse aggregate is Class B quality or better. FRAP from Conglomerate stockpiles shall be considered equivalent to limestone for frictional considerations. Known frictional contributions from plus #4 (4.75 mm) homogeneous FRAP stockpiles will be accounted for in meeting frictional requirements in the specified mixture.
- (4) Use in HMA Binder Mixtures (High and Low ESAL), HMA Base Course, and HMA Base Course Widening. RAP/FRAP stockpiles for use in HMA binder mixtures (High and Low ESAL), HMA base course, and HMA base course widening shall be FRAP, homogeneous, or conglomerate, in which the coarse aggregate is Class C quality or better.
- (5) Use in Shoulders and Subbase. RAP/FRAP stockpiles for use in HMA shoulders and stabilized subbase (HMA) shall be FRAP, homogeneous, or conglomerate.
- (6) When the Contractor chooses the RAP option, the percentage of RAP shall not exceed the amounts indicated in Article 1031.06(c)(1) below for a given Ndesign.

- (b) RAS. RAS meeting Type 1 or Type 2 requirements will be permitted in all HMA applications as specified herein.

(c) RAP/FRAP and/or RAS Usage Limits. Type 1 or Type 2 RAS may be used alone or in conjunction with RAP or FRAP in HMA mixtures up to a maximum of 5.0 percent by weight of the total mix.

(1) RAP/RAS. When RAP is used alone or RAP is used in conjunction with RAS, the percentage of virgin asphalt binder replacement shall not exceed the amounts listed in the Max RAP/RAS ABR table listed below for the given Ndesign.

**RAP/RAS Maximum Asphalt Binder Replacement (ABR) Percentage**

HMA Mixtures <i>1/, 2/</i>	RAP/RAS Maximum ABR %		
Ndesign	Binder/Leveling Binder	Surface	Polymer Modified
30	30	30	10
50	25	15	10
70	15	10	10
90	10	10	10

1/ For Low ESAL HMA shoulder and stabilized subbase, the RAP/RAS ABR shall not exceed 50 percent of the mixture.

2/ When RAP/RAS ABR exceeds 20 percent, the high and low virgin asphalt binder grades shall each be reduced by one grade (i.e. 25 percent ABR would require a virgin asphalt binder grade of PG 64-22 to be reduced to a PG 58-28). If warm mix asphalt (WMA) technology is utilized and production temperatures do not exceed 275 °F (135 °C), the high and low virgin asphalt binder grades shall each be reduced by one grade when RAP/RAS ABR exceeds 25 percent (i.e. 26 percent RAP/RAS ABR would require a virgin asphalt binder grade of PG 64-22 to be reduced to a PG 58-28).

- (2) FRAP/RAS. When FRAP is used alone or FRAP is used in conjunction with RAS, the percentage of virgin asphalt binder replacement shall not exceed the amounts listed in the FRAP/RAS table listed below for the given Ndesign.

**FRAP/RAS Maximum Asphalt Binder Replacement (ABR) Percentage**

HMA Mixtures <i>1/, 2/</i>	FRAP/RAS Maximum ABR %		
Ndesign	Binder/Leveling Binder	Surface	Polymer Modified <i>3/, 4/</i>
30	50	40	10
50	40	35	10
70	40	30	10
90	40	30	10

- 1/ For Low ESAL HMA shoulder and stabilized subbase, the FRAP/RAS ABR shall not exceed 50 percent of the mixture.
- 2/ When FRAP/RAS ABR exceeds 20 percent for all mixes, the high and low virgin asphalt binder grades shall each be reduced by one grade (i.e. 25 percent ABR would require a virgin asphalt binder grade of PG 64-22 to be reduced to a PG 58-28). If warm mix asphalt (WMA) technology is utilized and production temperatures do not exceed 275 °F (135 °C), the high and low virgin asphalt binder grades shall each be reduced by one grade when FRAP/RAS ABR exceeds 25 percent (i.e. 26 percent ABR would require a virgin asphalt binder grade of PG 64-22 to be reduced to a PG 58-28).
- 3/ For SMA the FRAP/RAS ABR shall not exceed 20 percent.
- 4/ For IL-4.75 mix the FRAP/RAS ABR shall not exceed 30 percent.

**1031.07 HMA Mix Designs.** At the Contractor’s option, HMA mixtures may be constructed utilizing RAP/FRAP and/or RAS material meeting the detailed requirements specified herein.

- (a) RAP/FRAP and/or RAS. RAP/FRAP and/or RAS mix designs shall be submitted for verification. If additional RAP/FRAP and/or RAS stockpiles are tested and found that no more than 20 percent of the results, as defined under “Testing” herein, are outside of the control tolerances set for the original RAP/FRAP and/or RAS stockpile and HMA mix design, and meets all of the requirements herein, the additional RAP/FRAP and/or RAS stockpiles may be used in the original mix design at the percent previously verified.
- (b) RAS. Type 1 and Type 2 RAS are not interchangeable in a mix design.

The RAP, FRAP, and RAS stone bulk specific gravities ( $G_{sb}$ ) shall be according to the “Determination of Aggregate Bulk (Dry) Specific Gravity ( $G_{sb}$ ) of Reclaimed Asphalt Pavement (RAP) and Reclaimed Asphalt Shingles (RAS)” procedure in the Department’s Manual of Test Procedures for Materials.

**1031.08 HMA Production.** HMA production utilizing RAP/FRAP and/or RAS shall be as follows.

- (a) RAP/FRAP. The coarse aggregate in all RAP/FRAP used shall be equal to or less than the nominal maximum size requirement for the HMA mixture being produced.

To remove or reduce agglomerated material, a scalping screen, gator, crushing unit, or comparable sizing device approved by the Engineer shall be used in the RAP feed system to remove or reduce oversized material.

If the RAP/FRAP control tolerances or QC/QA test results require corrective action, the Contractor shall cease production of the mixture containing RAP/FRAP and either switch to the virgin aggregate design or submit a new RAP/FRAP design.

- (b) RAS. RAS shall be incorporated into the HMA mixture either by a separate weight depletion system or by using the RAP weigh belt. Either feed system shall be interlocked with the aggregate feed or weigh system to maintain correct proportions for all rates of production and batch sizes. The portion of RAS shall be controlled accurately to within  $\pm 0.5$  percent of the amount of RAS utilized. When using the weight depletion system, flow indicators or sensing devices shall be provided and interlocked with the plant controls such that the mixture production is halted when RAS flow is interrupted.

- (c) RAP/FRAP and/or RAS. HMA plants utilizing RAP/FRAP and/or RAS shall be capable of automatically recording and printing the following information.

(1) Dryer Drum Plants.

- a. Date, month, year, and time to the nearest minute for each print.
- b. HMA mix number assigned by the Department.
- c. Accumulated weight of dry aggregate (combined or individual) in tons (metric tons) to the nearest 0.1 ton (0.1 metric ton).
- d. Accumulated dry weight of RAP/FRAP/RAS in tons (metric tons) to the nearest 0.1 ton (0.1 metric ton).
- e. Accumulated mineral filler in revolutions, tons (metric tons), etc. to the nearest 0.1 unit.
- f. Accumulated asphalt binder in gallons (liters), tons (metric tons), etc. to the nearest 0.1 unit.
- g. Residual asphalt binder in the RAP/FRAP material as a percent of the total mix to the nearest 0.1 percent.
- h. Aggregate and RAP/FRAP moisture compensators in percent as set on the control panel. (Required when accumulated or individual aggregate and RAP/FRAP are printed in wet condition.)

(2) Batch Plants.

- a. Date, month, year, and time to the nearest minute for each print.
- b. HMA mix number assigned by the Department.
- c. Individual virgin aggregate hot bin batch weights to the nearest pound (kilogram).
- d. Mineral filler weight to the nearest pound (kilogram).
- e. RAP/FRAP/RAS weight to the nearest pound (kilogram).
- f. Virgin asphalt binder weight to the nearest pound (kilogram).
- g. Residual asphalt binder in the RAP/FRAP/RAS material as a percent of the total mix to the nearest 0.1 percent.

The printouts shall be maintained in a file at the plant for a minimum of one year or as directed by the Engineer and shall be made available upon request. The printing system will be inspected by the Engineer prior to production and verified at the beginning of each construction season thereafter.

**1031.09 RAP in Aggregate Surface Course and Aggregate Wedge Shoulders, Type B.**

The use of RAP in aggregate surface course (temporary access entrances only) and aggregate wedge shoulders, Type B shall be as follows.

- (a) Stockpiles and Testing. RAP stockpiles may be any of those listed in Article 1031.02, except "Non-Quality" and "FRAP". The testing requirements of Article 1031.03 shall not apply. RAP used shall be according to the current Central Bureau of Materials Policy Memorandum, "Reclaimed Asphalt Pavement (RAP) for Aggregate Applications".
- (b) Gradation. One hundred percent of the RAP material shall pass the 1 1/2 in. (37.5 mm) sieve. The RAP material shall be reasonably well graded from coarse to fine. RAP material that is gap-graded or single sized will not be accepted."

**STEEL COST ADJUSTMENT (BDE)**

Effective: April 2, 2004

Revised: August 1, 2017

**Description.** Steel cost adjustments will be made to provide additional compensation to the Contractor, or a credit to the Department, for fluctuations in steel prices when optioned by the Contractor. The bidder shall indicate with their bid whether or not this special provision will be part of the contract. Failure to indicate "Yes" for any item of work will make that item of steel exempt from steel cost adjustment.

**Types of Steel Products.** An adjustment will be made for fluctuations in the cost of steel used in the manufacture of the following items:

Metal Piling (excluding temporary sheet piling)  
Structural Steel  
Reinforcing Steel

Other steel materials such as dowel bars, tie bars, mesh reinforcement, guardrail, steel traffic signal and light poles, towers and mast arms, metal railings (excluding wire fence), and frames and grates will be subject to a steel cost adjustment when the pay items they are used in have a contract value of \$10,000 or greater.

The adjustments shall apply to the above items when they are part of the original proposed construction, or added as extra work and paid for by agreed unit prices. The adjustments shall not apply when the item is added as extra work and paid for at a lump sum price or by force account.

**Documentation.** Sufficient documentation shall be furnished to the Engineer to verify the following:

- (a) The dates and quantity of steel, in lb (kg), shipped from the mill to the fabricator.
- (b) The quantity of steel, in lb (kg), incorporated into the various items of work covered by this special provision. The Department reserves the right to verify submitted quantities.

**Method of Adjustment.** Steel cost adjustments will be computed as follows:

$$SCA = Q \times D$$

Where: SCA = steel cost adjustment, in dollars  
Q = quantity of steel incorporated into the work, in lb (kg)  
D = price factor, in dollars per lb (kg)

$$D = MPI_M - MPI_L$$

Where:  $MPI_M$  = The Materials Cost Index for steel as published by the Engineering News-Record for the month the steel is shipped from the mill. The indices will be converted from dollars per 100 lb to dollars per lb (kg).

$MPI_L$  = The Materials Cost Index for steel as published by the Engineering News-Record for the month prior to the letting for work paid for at the contract price; or for the month the agreed unit price letter is submitted by the Contractor for extra work paid for by agreed unit price,. The indices will be converted from dollars per 100 lb to dollars per lb (kg).

The unit weights (masses) of steel that will be used to calculate the steel cost adjustment for the various items are shown in the attached table.



No steel cost adjustment will be made for any products manufactured from steel having a mill shipping date prior to the letting date.

If the Contractor fails to provide the required documentation, the method of adjustment will be calculated as described above; however, the  $MPI_M$  will be based on the date the steel arrives at the job site. In this case, an adjustment will only be made when there is a decrease in steel costs.

**Basis of Payment.** Steel cost adjustments may be positive or negative but will only be made when there is a difference between the  $MPI_L$  and  $MPI_M$  in excess of five percent, as calculated by:

$$\text{Percent Difference} = \{(MPI_L - MPI_M) \div MPI_L\} \times 100$$

Steel cost adjustments will be calculated by the Engineer and will be paid or deducted when all other contract requirements for the items of work are satisfied. Adjustments will only be made for fluctuations in the cost of the steel as described herein. No adjustment will be made for changes in the cost of manufacturing, fabrication, shipping, storage, etc.

The adjustments shall not apply during contract time subject to liquidated damages for completion of the entire contract.

**Attachment**

Item	Unit Mass (Weight)
Metal Piling (excluding temporary sheet piling)	
Furnishing Metal Pile Shells 12 in. (305 mm), 0.179 in. (3.80 mm) wall thickness)	23 lb/ft (34 kg/m)
Furnishing Metal Pile Shells 12 in. (305 mm), 0.250 in. (6.35 mm) wall thickness)	32 lb/ft (48 kg/m)
Furnishing Metal Pile Shells 14 in. (356 mm), 0.250 in. (6.35 mm) wall thickness)	37 lb/ft (55 kg/m)
Other piling	See plans
Structural Steel	See plans for weights (masses)
Reinforcing Steel	See plans for weights (masses)
Dowel Bars and Tie Bars	6 lb (3 kg) each
Mesh Reinforcement	63 lb/100 sq ft (310 kg/sq m)
Guardrail	
Steel Plate Beam Guardrail, Type A w/steel posts	20 lb/ft (30 kg/m)
Steel Plate Beam Guardrail, Type B w/steel posts	30 lb/ft (45 kg/m)
Steel Plate Beam Guardrail, Types A and B w/wood posts	8 lb/ft (12 kg/m)
Steel Plate Beam Guardrail, Type 2	305 lb (140 kg) each
Steel Plate Beam Guardrail, Type 6	1260 lb (570 kg) each
Traffic Barrier Terminal, Type 1 Special (Tangent)	730 lb (330 kg) each
Traffic Barrier Terminal, Type 1 Special (Flared)	410 lb (185 kg) each
Steel Traffic Signal and Light Poles, Towers and Mast Arms	
Traffic Signal Post	11 lb/ft (16 kg/m)
Light Pole, Tenon Mount and Twin Mount, 30 - 40 ft (9 - 12 m)	14 lb/ft (21 kg/m)
Light Pole, Tenon Mount and Twin Mount, 45 - 55 ft (13.5 - 16.5 m)	21 lb/ft (31 kg/m)
Light Pole w/Mast Arm, 30 - 50 ft (9 - 15.2 m)	13 lb/ft (19 kg/m)
Light Pole w/Mast Arm, 55 - 60 ft (16.5 - 18 m)	19 lb/ft (28 kg/m)
Light Tower w/Luminaire Mount, 80 - 110 ft (24 - 33.5 m)	31 lb/ft (46 kg/m)
Light Tower w/Luminaire Mount, 120 - 140 ft (36.5 - 42.5 m)	65 lb/ft (97 kg/m)
Light Tower w/Luminaire Mount, 150 - 160 ft (45.5 - 48.5 m)	80 lb/ft (119 kg/m)
Metal Railings (excluding wire fence)	
Steel Railing, Type SM	64 lb/ft (95 kg/m)
Steel Railing, Type S-1	39 lb/ft (58 kg/m)
Steel Railing, Type T-1	53 lb/ft (79 kg/m)
Steel Bridge Rail	52 lb/ft (77 kg/m)
Frames and Grates	
Frame	250 lb (115 kg)
Lids and Grates	150 lb (70 kg)

**SUBCONTRACTOR AND DBE PAYMENT REPORTING (BDE)**

Effective: April 2, 2018

Add the following to Section 109 of the Standard Specifications.

**“109.14 Subcontractor and Disadvantaged Business Enterprise Payment Reporting.**  
 The Contractor shall report all payments made to the following parties:

- (a) first tier subcontractors;
- (b) lower tier subcontractors affecting disadvantaged business enterprise (DBE) goal credit;
- (c) material suppliers or trucking firms that are part of the Contractor’s submitted DBE utilization plan.

The report shall be made through the Department’s on-line subcontractor payment reporting system within 21 days of making the payment.”

**SUBCONTRACTOR MOBILIZATION PAYMENTS (BDE)**

Effective: November 2, 2017

Replace the second paragraph of Article 109.12 of the Standard Specifications with the following:

“This mobilization payment shall be made at least 14 days prior to the subcontractor starting work. The amount paid shall be at the following percentage of the amount of the subcontract reported on form BC 260A submitted for the approval of the subcontractor’s work.

Value of Subcontract Reported on Form BC 260A	Mobilization Percentage
Less than \$10,000	25%
\$10,000 to less than \$20,000	20%
\$20,000 to less than \$40,000	18%
\$40,000 to less than \$60,000	16%
\$60,000 to less than \$80,000	14%
\$80,000 to less than \$100,000	12%
\$100,000 to less than \$250,000	10%
\$250,000 to less than \$500,000	9%
\$500,000 to \$750,000	8%
Over \$750,000	7%”

**WARM MIX ASPHALT (BDE)**

Effective: January 1, 2012

Revised: April 1, 2016

**Description.** This work shall consist of designing, producing and constructing Warm Mix Asphalt (WMA) in lieu of Hot Mix Asphalt (HMA) at the Contractor's option. Work shall be according to Sections 406, 407, 408, 1030, and 1102 of the Standard Specifications, except as modified herein. In addition, any references to HMA in the Standard Specifications, or the special provisions shall be construed to include WMA.

WMA is an asphalt mixture which can be produced at temperatures lower than allowed for HMA utilizing approved WMA technologies. WMA technologies are defined as the use of additives or processes which allow a reduction in the temperatures at which HMA mixes are produced and placed. WMA is produced by the use of additives, a water foaming process, or combination of both. Additives include minerals, chemicals or organics incorporated into the asphalt binder stream in a dedicated delivery system. The process of foaming injects water into the asphalt binder stream, just prior to incorporation of the asphalt binder with the aggregate.

Approved WMA technologies may also be used in HMA provided all the requirements specified herein, with the exception of temperature, are met. However, asphalt mixtures produced at temperatures in excess of 275 °F (135 °C) will not be considered WMA when determining the grade reduction of the virgin asphalt binder grade.

**Equipment.**

Revise the first paragraph of Article 1102.01 of the Standard Specifications to read:

**"1102.01 Hot-Mix Asphalt Plant.** The hot-mix asphalt (HMA) plant shall be the batch-type, continuous-type, or dryer drum plant. The plants shall be evaluated for prequalification rating and approval to produce HMA according to the current Bureau of Materials and Physical Research Policy Memorandum, "Approval of Hot-Mix Asphalt Plants and Equipment". Once approved, the Contractor shall notify the Bureau of Materials and Physical Research to obtain approval of all plant modifications. The plants shall not be used to produce mixtures concurrently for more than one project or for private work unless permission is granted in writing by the Engineer. The plant units shall be so designed, coordinated and operated that they will function properly and produce HMA having uniform temperatures and compositions within the tolerances specified. The plant units shall meet the following requirements."

Add the following to Article 1102.01(a) of the Standard Specifications.

“(11) Equipment for Warm Mix Technologies.

- a. Foaming. Metering equipment for foamed asphalt shall have an accuracy of  $\pm 2$  percent of the actual water metered. The foaming control system shall be electronically interfaced with the asphalt binder meter.
- b. Additives. Additives shall be introduced into the plant according to the supplier’s recommendations and shall be approved by the Engineer. The system for introducing the WMA additive shall be interlocked with the aggregate feed or weigh system to maintain correct proportions for all rates of production and batch sizes.”

**Mix Design Verification.**

Add the following to Article 1030.04 of the Standard Specifications.

“(e) Warm Mix Technologies.

- (1) Foaming. WMA mix design verification will not be required when foaming technology is used alone (without WMA additives). However, the foaming technology shall only be used on HMA designs previously approved by the Department.
- (2) Additives. WMA mix designs utilizing additives shall be submitted to the Engineer for mix design verification.”

**Construction Requirements.**

Revise the second paragraph of Article 406.06(b)(1) of the Standard Specifications to read:

“The HMA shall be delivered at a temperature of 250 to 350 °F (120 to 175 °C). WMA shall be delivered at a minimum temperature of 215 °F (102 °C).”

**Basis of Payment.**

This work will be paid at the contract unit price bid for the HMA pay items involved. Anti-strip will not be paid for separately, but shall be considered as included in the cost of the work.

**WEEKLY DBE TRUCKING REPORTS (BDE)**

Effective: June 2, 2012

Revised: April 2, 2015

The Contractor shall submit a weekly report of Disadvantaged Business Enterprise (DBE) trucks hired by the Contractor or subcontractors (i.e. not owned by the Contractor or subcontractors) that are used for DBE goal credit.

The report shall be submitted to the Engineer on Department form "SBE 723" within ten business days following the reporting period. The reporting period shall be Monday through Sunday for each week reportable trucking activities occur.

Any costs associated with providing weekly DBE trucking reports shall be considered as included in the contract unit prices bid for the various items of work involved and no additional compensation will be allowed.

SWPPP



Storm Water Pollution Prevention Plan



Route FAP 308	Marked Route IL 84	Section 111R
Project Number P-92-017-14	County Rock Island	Contract Number 64K06

This plan has been prepared to comply with the provisions of the National Pollutant Discharge Elimination System (NPDES) Permit No. ILR10 (Permit ILR10), issued by the Illinois Environmental Protection Agency (IEPA) for storm water discharges from construction site activities.

I certify under penalty of law that this document and all attachments were prepared under my direction or supervision in accordance with a system designed to assure that qualified personnel properly gathered and evaluated the information submitted. Based on my inquiry of the person or persons who manage the system, or those persons directly responsible for gathering the information, the information submitted is, to the best of my knowledge and belief, true, accurate and complete. I am aware that there are significant penalties for submitting false information, including the possibility of fine and imprisonment for knowing violations.

Print Name Kevin Marchek	Title Regional Engineer	Agency IDOT
Signature 		Date 3-14-2018

I. Site Description

- A. Provide a description of the project location (include latitude and longitude):  
 IL 84 from 0.1 mile North to 0.1 mile South of Quarry Rd. in Port Byron  
 Latitude 41.6064°N, Longitude 90.3354°W
- B. Provide a description of the construction activity which is subject of this plan:  
 Reconstruction of Roadway Shoulders and Slopes
- C. Provide the estimated duration of this project:  
 Construction 2018, 30 consecutive calendar days plus 20 working days.
- D. The total area of the construction site is estimated to be 1.9 acres.  
 The total area of the site estimated to be disturbed by excavation, grading or other activities is 1.9 acres.
- E. The following is a weighted average of the runoff coefficient for this project after construction activities are completed:  
0.36
- F. List all soils found within project boundaries. Include map unit name, slope information and erosivity:  

19D- Sylvan silt loam, 10 to 18 percent slopes	Kw and Kf= 0.37
19F- Sylvan silt loam, 18 to 35 percent slopes	Kw and Kf= 0.43
430B- Raddle silt loam, 2 to 5 percent slopes	Kw and Kf= 0.37
802B- Orthents, loamy, undulating	Kw and Kf= 0.28
898G- Hickory-Sylvan silt loams, 35 to 60 percent slopes	Kw and Kf= 0.37
- G. Provide an aerial extent of wetland acreage at the site:  
N/A
- H. Provide a description of potentially erosive areas associated with this project:

The majority of soils surrounding and within the project limits are moderately erodible. They all have some type of silt and loam mixture with the majority having moderate slopes. Potential erosive areas associated with this project will include creeks, streams, ditches, foreslopes and backslopes.

- I. The following is a description of soil disturbing activities by stages, their locations, and their erosive factors (e.g. steepness of slopes, length of scopes, etc.):

There are several slope stability problems anticipated as the present slopes are not stable by visual inspection. The largest fill height is approx. 35 feet. The deepest cut will be 10 feet. The vegetation and soft sediments will be removed from the existing soil slopes and ditches prior to starting the construction of widening the proposed embankments.

- J. See the erosion control plans and/or drainage plans for this contract for information regarding drainage patterns, approximate slopes anticipated before and after major grading activities, locations where vehicles enter or exit the site and controls to prevent off site sediment tracking (to be added after contractor identifies locations), areas of soil disturbance, the location of major structural and non-structural controls identified in the plan, the location of areas where stabilization practices are expected to occur, surface waters (including wetlands) and locations where storm water is discharged to surface water including wetlands.

- K. Identify who owns the drainage system (municipality or agency) this project will drain into:

State Of Illinois

- L. The following is a list of General NPDES ILR40 permittees within whose reporting jurisdiction this project is located.

The receiving waters for runoff from the culverts are as follows:  
Sta. 658+72.79 & Sta. 664+35 on IL 84 - unknown creeks flow into the Mississippi River.

- M. The following is a list of receiving water(s) and the ultimate receiving water(s) for this site. The location of the receiving waters can be found on the erosion and sediment control plans:

No protection needed

- N. Describe areas of the site that are to be protected or remain undisturbed. These areas may include steep slopes, highly erodible soils, streams, stream buffers, specimen trees, natural vegetation, nature preserves, etc.

The area from Sta.655+47 to Sta. 672+85 will be protected with areas of temporary perimeter erosion barrier in multiple locations.

- O. The following sensitive environmental resources are associated with this project, and may have the potential to be impacted by the proposed development:

- Floodplain
- Wetland Riparian
- Threatened and Endangered Species
- Historic Preservation
- 303(d) Listed receiving waters for suspended solids, turbidity, or siltation
- Receiving waters with Total Maximum Daily Load (TMDL) for sediment, total suspended solids, turbidity, or siltation
- Applicable Federal, Tribal, State or Local Programs
- Other

1. 303(d) Listed receiving waters (fill out this section if checked above):

N/A

- a. The name(s) of the listed water body, and identification of all pollutants causing impairment:

N/A

- b. Provide a description of how erosion and sediment control practices will prevent a discharge of sediment resulting from a storm event equal to or greater than a twenty-five (25) year, twenty-four (24) hour rainfall event:

N/A

- c. Provide a description of the location(s) of direct discharge from the project site to the 303(d) water body:

N/A



d. Provide a description of the location(s) of any dewatering discharges to the MS4 and/or water body:  
 N/A

2. TMDL (fill out this section if checked above)

a. The name(s) of the listed water body:  
 N/A

b. Provide a description of the erosion and sediment control strategy that will be incorporated into the site design that is consistent with the assumptions and requirements of the TMDL:  
 N/A

c. If a specific numeric waste load allocation has been established that would apply to the project's discharges, provide a description of the necessary steps to meet the allocation:  
 N/A

P. The following pollutants of concern will be associated with this construction project:

- |   |  |
|---|--|
| <input checked="" type="checkbox"/> Soil Sediment             | <input checked="" type="checkbox"/> Petroleum (gas, diesel, oil, kerosene, hydraulic oil / fluids) |
| <input checked="" type="checkbox"/> Concrete                  | <input type="checkbox"/> Antifreeze / Coolants   |
| <input checked="" type="checkbox"/> Concrete Truck waste      | <input checked="" type="checkbox"/> Waste water from cleaning construction equipment               |
| <input checked="" type="checkbox"/> Concrete Curing Compounds | <input type="checkbox"/> Other (specify) _____   |
| <input type="checkbox"/> Solid waste Debris                   | <input type="checkbox"/> Other (specify) _____   |
| <input checked="" type="checkbox"/> Paints                    | <input type="checkbox"/> Other (specify) _____   |
| <input checked="" type="checkbox"/> Solvents                  | <input type="checkbox"/> Other (specify) _____   |
| <input checked="" type="checkbox"/> Fertilizers / Pesticides  | <input type="checkbox"/> Other (specify) _____   |

II. Controls

This section of the plan addresses the controls that will be implemented for each of the major construction activities described in I.C. above and for all use areas, borrow sites, and waste sites. For each measure discussed, the Contractor will be responsible for its implementation as indicated. The Contractor shall provide to the Resident Engineer a plan for the implementation of the measures indicated. The Contractor and subcontractors, will notify the Resident Engineer of any proposed changes, maintenance, or modifications to keep construction activities compliant with the Permit ILR10. Each such Contractor has signed the required certification on forms which are attached to, and are a part of, this plan:

A. **Erosion and Sediment Controls:** At a minimum, controls must be coordinated, installed, and maintained to:

1. Minimize the amount of soil exposed during construction activity;
2. Minimize the disturbance of steep slopes;
3. Maintain natural buffers around surface waters, direct storm water to vegetated areas to increase sediment removal and maximize storm water infiltration, unless infeasible;
4. Minimize soil compaction and, unless infeasible, preserve topsoil.

B. **Stabilization Practices:** Provided below is a description of interim and permanent stabilization practices, including site- specific scheduling of the implementation of the practices. Site plans will ensure that existing vegetation is preserved where attainable and disturbed portions of the site will be stabilized. Stabilization practices may include but are not limited to: temporary seeding, permanent seeding, mulching, geotextiles, sodding, vegetative buffer strips, protection of trees, preservation of mature vegetation, and other appropriate measures. Except as provided below in II(B)(1) and II(B)(2), stabilization measures shall be initiated **immediately** where construction activities have temporarily or permanently ceased, but in no case more than **one (1) day** after the construction activity in that portion of the site has temporarily or permanently ceases on all disturbed portions of the site where construction will not occur for a period of fourteen (14) or more calendar days.

1. Where the initiation of stabilization measures is precluded by snow cover, stabilization measures shall be initiated as soon as practicable.
2. On areas where construction activity has temporarily ceased and will resume after fourteen (14) days, a temporary stabilization method can be used.

The following stabilization practices will be used for this project:

- |   |  |
|---|--|
| <input type="checkbox"/> Preservation of Mature Vegetation            | <input checked="" type="checkbox"/> Erosion Control Blanket / Mulching |
| <input type="checkbox"/> Vegetated Buffer Strips                      | <input type="checkbox"/> Sodding                                       |
| <input type="checkbox"/> Protection of Trees                          | <input type="checkbox"/> Geotextiles                                   |
| <input checked="" type="checkbox"/> Temporary Erosion Control Seeding | <input type="checkbox"/> Other (specify) _____                         |
| <input type="checkbox"/> Temporary Turf (Seeding, Class 7)            | <input type="checkbox"/> Other (specify) _____                         |
| <input type="checkbox"/> Temporary Mulching                           | <input type="checkbox"/> Other (specify) _____                         |
| <input checked="" type="checkbox"/> Permanent Seeding                 | <input type="checkbox"/> Other (specify) _____                         |

Describe how the stabilization practices listed above will be utilized during construction:

Temporary erosion control seeding- placed according to Standard Specifications.

Permanent Seeding- placed according to Standard Specifications.

Erosion Control Blanket - placed according to Standard Specifications.

Describe how the stabilization practices listed above will be utilized after construction activities have been completed:

All items will remain in place as permanent erosion control items and will not be removed.

- C. **Structural Practices:** Provided below is a description of structural practices that will be implemented, to the degree attainable, to divert flows from exposed soils, store flows or otherwise limit runoff and the discharge of pollutants from exposed areas of the site. Such practices may include but are not limited to: perimeter erosion barrier, earth dikes, drainage swales, sediment traps, ditch checks, subsurface drains, pipe slope drains, level spreaders, storm drain inlet protection, rock outlet protection, reinforced soil retaining systems, gabions, and temporary or permanent sediment basins. The installation of these devices may be subject to Section 404 of the Clean Water Act.

The following stabilization practices will be used for this project:

- |  |  |
|--|--|
| <input checked="" type="checkbox"/> Perimeter Erosion Barrier    | <input type="checkbox"/> Rock Outlet Protection  |
| <input checked="" type="checkbox"/> Temporary Ditch Check        | <input checked="" type="checkbox"/> Riprap       |
| <input checked="" type="checkbox"/> Storm Drain Inlet Protection | <input type="checkbox"/> Gabions                 |
| <input type="checkbox"/> Sediment Trap                           | <input type="checkbox"/> Slope Mattress          |
| <input type="checkbox"/> Temporary Pipe Slope Drain              | <input type="checkbox"/> Retaining Walls         |
| <input type="checkbox"/> Temporary Sediment Basin                | <input type="checkbox"/> Slope Walls             |
| <input type="checkbox"/> Temporary Stream Crossing               | <input type="checkbox"/> Concrete Revetment Mats |
| <input type="checkbox"/> Stabilized Construction Exits           | <input type="checkbox"/> Level Spreaders         |
| <input checked="" type="checkbox"/> Turf Reinforcement Mats      | <input type="checkbox"/> Other (specify) _____   |
| <input type="checkbox"/> Permanent Check Dams                    | <input type="checkbox"/> Other (specify) _____   |
| <input type="checkbox"/> Permanent Sediment Basin                | <input type="checkbox"/> Other (specify) _____   |
| <input type="checkbox"/> Aggregate Ditch                         | <input type="checkbox"/> Other (specify) _____   |
| <input type="checkbox"/> Paved Ditch                             | <input type="checkbox"/> Other (specify) _____   |

Describe how the structural practices listed above will be utilized during construction:

Perimeter Erosion Barrier- Silt fences will be placed along the construction limits in an effort to contain silt and runoff from leaving the site.

Temporary ditch checks- Ditch checks will be placed in the bottoms of ditches where runoff velocity is high. All locations are shown in the plan sheets.

Storm Drain Inlet Protection- This will be installed on the upstream end of all proposed culverts and around all inlets to prevent silt from entering the structure.

Turf Reinforcement Mats- This mat will be installed around all drop boxes throughout the project.

Rip-Rap- Stone rip-rap with filter fabric will be used as protection at the outlet ends of the culverts. This will help with any scouring that might occur. All locations are shown in the plan sheets.

Describe how the structural practices listed above will be utilized after construction activities have been completed:

Once all vegetation is established the perimeter erosion barrier, temporary ditch checks and storm drain inlet protection will be removed by the contractor. Turf reinforcement mats, rip-rap will remain as permanent erosion control items.

**D. Treatment Chemicals**

Will polymer flocculents or treatment chemicals be utilized on this project:  Yes  No

If yes above, identify where and how polymer flocculents or treatment chemicals will be utilized on this project.

N/A

**E. Permanent Storm Water Management Controls:** Provided below is a description of measures that will be installed during the construction process to control volume and pollutants in storm water discharges that will occur after construction operations have been completed. The installation of these devices may be subject to Section 404 of the Clean Water act.

1. Such practices may include but are not limited to: storm water detention structures (including wet ponds), storm water retention structures, flow attenuation by use of open vegetated swales and natural depressions, infiltration of runoff on site, and sequential systems (which combine several practices).

The practices selected for implementation were determined on the basis of the technical guidance in Chapter 41 (Construction Site Storm Water Pollution Control) of the IDOT Bureau of Design & Environment Manual. If practices other than those discussed in Chapter 41 are selected for implementation or if practices are applied to situations different from those covered in Chapter 41, the technical basis for such decisions will be explained below.

2. Velocity dissipation devices will be placed at discharge locations and along the length of any outfall channel as necessary to provide a non-erosive velocity flow from the structure to a water course so that the natural physical and biological characteristics and functions are maintained and protected (e.g. maintenance of hydrologic conditions such as the hydroperiod and hydrodynamics present prior to the initiation of construction activities).

Description of permanent storm water management controls:

N/A

**F. Approved State or Local Laws:** The management practices, controls, and provisions contained in this plan will be in accordance with IDOT specifications, which are at least as protective as the requirements contained in the Illinois Environmental Protection Agency's Illinois Urban Manual. Procedures and requirements specified in applicable sediment and erosion site plans or storm water management plans approved by local officials shall be described or incorporated by reference in the space provided below. Requirements specified in sediment and erosion site plans, site permits, storm water management site plans or site permits approved by local officials that are applicable to protecting surface water resources are, upon submittal of an NOI, to be authorized to discharge under the Permit ILR10 incorporated by reference and are enforceable under this permit even if they are not specifically included in the plan.

Description of procedures and requirements specified in applicable sediment and erosion site plans or storm water management plans approved by local officials:

N/A

G. **Contractor Required Submittals:** Prior to conducting any professional services at the site covered by this plan, the Contractor and each subcontractor responsible for compliance with the permit shall submit to the Resident Engineer a Contractor Certification Statement, BDE 2342a.

1. The Contractor shall provide a construction schedule containing an adequate level of detail to show major activities with implementation of pollution prevention BMPs, including the following items:
  - Approximate duration of the project, including each stage of the project
  - Rainy season, dry season, and winter shutdown dates
  - Temporary stabilization measures to be employed by contract phases
  - Mobilization time frame
  - Mass clearing and grubbing/roadside clearing dates
  - Deployment of Erosion Control Practices
  - Deployment of Sediment Control Practices (including stabilized construction entrances/exits)
  - Deployment of Construction Site Management Practices (including concrete washout facilities, chemical storage, refueling locations, etc.)
  - Paving, saw-cutting, and any other pavement related operations
  - Major planned stockpiling operations
  - Time frame for other significant long-term operations or activities that may plan non-storm water discharges such as dewatering, grinding, etc.
  - Permanent stabilization activities for each area of the project
2. The Contractor and each subcontractor shall provide, as an attachment to their signed Contractor Certification Statement, a discussion of how they will comply with the requirements of the permit in regard to the following items and provide a graphical representation showing location and type of BMPs to be used when applicable:
  - Vehicle Entrances and Exits - Identify type and location of stabilized construction entrances and exits to be used and how they will be maintained.
  - Material delivery, Storage, and Use - Discuss where and how materials including chemicals, concrete curing compounds, petroleum products, etc. will be stored for this project.
  - Stockpile Management - Identify the location of both on-site and off-site stockpiles. Discuss what BMPs will be used to prevent pollution of storm water from stockpiles.
  - Waste Disposal - Discuss methods of waste disposal that will be used for this project.
  - Spill Prevention and Control - Discuss steps that will be taken in the event of a material spill (chemicals, concrete curing compounds, petroleum, etc.).
  - Concrete Residuals and Washout Wastes - Discuss the location and type of concrete washout facilities to be used on this project and how they will be signed and maintained.
  - Litter Management - Discuss how litter will be maintained for this project (education of employees, number of dumpsters, frequency of dumpster pick-up, etc.).
  - Vehicle and Equipment Cleaning and Maintenance - Identify where equipment cleaning and maintenance locations for this project and what BMPs will be used to ensure containment and spill prevention.
  - Dewatering Activities - Identify the controls which will be used during dewatering operations to ensure sediments will not leave the construction site.
  - Polymer Flocculants and Treatment Chemicals - Identify the use and dosage of treatment chemicals and provide the Resident Engineer with Material Safety Data Sheets. Describe procedures on how the chemicals will be used and identify who will be responsible for the use and application of these chemicals. The selected individual must be trained on the established procedures.
  - Additional measures indicated in the plan.

### III. Maintenance

When requested by the Contractor, the Resident Engineer will provide general maintenance guides to the Contractor for the practices associated with this project. The following additional procedures will be used to maintain, in good and effective operating conditions, the vegetation, erosion and sediment control measures and other protective measures identified in this plan. It will be Contractor's responsibility to attain maintenance guidelines for any manufactured BMPs which are to be installed and maintained per manufacture's specifications.

1. Seeding- All erodible bare earth areas will be temporarily seeded on a weekly basis to minimize the amount of erodible surface within the contract limits.
  2. Perimeter Erosion Barrier- Sediment will be removed if the integrity of the fencing is in jeopardy and any fencing knocked down will be repaired immediately.
  3. Ditch Checks- Sediment will be removed if the integrity of the ditch check is in jeopardy. Any ditch checks which fail will be repaired or replaced immediately.
  4. Inlet and Pipe protection - Sediment will be removed if the integrity of the pipe protection is in jeopardy. Any pipe protection which fails will be repaired or replaced immediately.
- All maintenance of erosion control systems will be the responsibility of the Contractor. All locations where vehicles enter and exit the construction site and all other areas subject to erosion should also be inspected periodically. Inspection of these areas shall be made at least once every seven days and within 24 hours of the end of each 0.5 inches or greater rainfall, or an equivalent snowfall.

#### IV. Inspections

Qualified personnel shall inspect disturbed areas of the construction site which have not yet been finally stabilized, structural control measures, and locations where vehicles and equipment enter and exit the site using IDOT Storm Water Pollution Prevention Plan Erosion Control Inspection Report (BC 2259). Such inspections shall be conducted at least once every seven (7) calendar days and within twenty-four (24) hours of the end of a storm or by the end of the following business or work day that is 0.5 inch or greater or equivalent snowfall.

Inspections may be reduced to once per month when construction activities have ceased due to frozen conditions. Weekly inspections will recommence when construction activities are conducted, or if there is 0.5" or greater rain event, or a discharge due to snowmelt occurs.

If any violation of the provisions of this plan is identified during the conduct of the construction work covered by this plan, the Resident Engineer shall notify the appropriate IEPA Field Operations Section office by e-mail at: [epa.swnoncomp@illinois.gov](mailto:epa.swnoncomp@illinois.gov), telephone or fax within twenty-four (24) hours of the incident. The Resident Engineer shall then complete and submit an "Incidence of Non-Compliance" (ION) report for the identified violation within five (5) days of the incident. The Resident Engineer shall use forms provided by IEPA and shall include specific information on the cause of noncompliance, actions which were taken to prevent any further causes of noncompliance, and a statement detailing any environmental impact which may have resulted from the noncompliance. All reports of non-compliance shall be signed by a responsible authority in accordance with Part VI. G of the Permit ILR10.

The Incidence of Non-Compliance shall be mailed to the following address:

Illinois Environmental Protection Agency  
Division of Water Pollution Control  
Attn: Compliance Assurance Section  
1021 North Grand East  
Post Office Box 19276  
Springfield, Illinois 62794-9276

Additional Inspections Required:

N/A

#### V. Failure to Comply

Failure to comply with any provisions of this Storm Water Pollution Prevention Plan will result in the implementation of a National Pollutant Discharge Elimination System/Erosion and Sediment Control Deficiency Deduction against the Contractor and/or penalties under the Permit ILR10 which could be passed on to the Contractor.



**Contractor Certification Statement**



Prior to conducting any professional services at the site covered by this contract, the Contractor and every subcontractor must complete and return to the Resident Engineer the following certification. A separate certification must be submitted by each firm. Attach to this certification all items required by Section II.G of the Storm Water Pollution Prevention Plan (SWPPP) which will be handled by the Contractors/subcontractor completing this form.

Route FAP 308	Marked Route IL 84	Section 111R
Project Number P-92-017-14	County Rock Island	Contract Number 64K06

This certification statement is a part of SWPPP for the project described above, in accordance with the General NPDES Permit No. ILR10 issued by the Illinois Environmental Protection Agency.

I certify under penalty of law that I understand the terms of the Permit No. ILR10 that authorizes the storm water discharges associated with industrial activity from the construction site identified as part of this certification.

In addition, I have read and understand all of the information and requirements stated in SWPPP for the above mentioned project; I have received copies of all appropriate maintenance procedures; and, I have provided all documentation required to be in compliance with the Permit ILR10 and SWPPP and will provide timely updates to these documents as necessary.

- Contractor
- Sub-Contractor

Print Name  	Signature  
Title  	Date  
Name of Firm  	Telephone  
Street Address  	City/State/Zip  

Items which the Contractor/subcontractor will be responsible for as required in Section II.G. of SWPPP:

**USACOE PERMIT**



REPLY TO  
 ATTENTION OF

**DEPARTMENT OF THE ARMY**  
 CORPS OF ENGINEERS, ROCK ISLAND DISTRICT  
 PO BOX 2004 CLOCK TOWER BUILDING  
 ROCK ISLAND, ILLINOIS 61204-2004

January 17, 2018

Operations Division

SUBJECT: CEMVR-OD-P-2018-26

Illinois Department of Transportation  
 Attn: Kevin F. Marcheck, PE  
 Dept. Director of Highways, Region 2 Engineer  
 819 Depot Avenue  
 Dixon, Illinois 61021

Dear Mr. Marcheck:

Our office reviewed your application received January 2, 2018, concerning the proposed culvert replacement and culvert extension located South of Quarry St., Illinois 84 running through the town of Port Byron, in Rock Island County, Illinois:

Location	City
Lat: 41.6009 Long: -90.3350 Tributary to the Mississippi River Section 25 of Township 19 N Range 1 E	Port Byron
Lat: 41.6025 Long: -90.3350 Tributary to the Mississippi River Section 25 of Township 19 N Range 1 E	Port Byron

Your projects for culvert replacement and extension are covered under Nationwide Permit No. 3, the project for riprap is covered under Nationwide Permit 3, as published in the enclosed Fact Sheet No. 8 (IL), provided you meet the permit conditions for the nationwide permits, which are also included in the Fact Sheet. The Corps has also made a determination of no effect on federally threatened and endangered species or critical habitat. The Illinois Environmental Protection Agency (IEPA) also issued Section 401 Water Quality Certification with conditions for this nationwide permit. Please note these additional conditions included in the Fact Sheet. The decision regarding this action is based on information found in the administrative record, which documents the District's decision-making process, the basis for the decision, and the final decision.

These verifications are valid until March 18, 2022, unless the nationwide permit is modified, reissued or revoked. It is your responsibility to remain informed of changes to the nationwide permit program. We will issue a public notice announcing any changes if and when they occur. Furthermore, if you commence or are under contract to commence this activity before the date the nationwide permit is modified or revoked, you will have twelve months from this date to complete your activity under the present terms and conditions of this nationwide permit. If your project plans change, you should contact our office for another determination.

Our office has completed a Preliminary Jurisdictional Determination concerning your project areas. A Preliminary Jurisdictional Determination is not appealable, and it is applicable only to the permit program administered by the Corps of Engineers.



-2-


This authorization does not eliminate the requirement that you must still acquire other applicable Federal, state, and local permits. If you have not already coordinated your project with the Illinois Department of Natural Resources – Office of Water Resources, please contact them at 217/782-3863 to determine if a floodplain development permit is required for your project. You may contact the IEPA Facility Evaluation Unit at 217/782-3362 to determine whether additional authorizations are required from the IEPA. Please send any electronic correspondence to [EPA.401.bow@illinois.gov](mailto:EPA.401.bow@illinois.gov).

You are required to complete and return the enclosed "Completed Work Certification" upon completion of your project, in accordance with General Condition No. 30 of the nationwide permits.

The Rock Island District Regulatory Branch is committed to providing quality and timely service to our customers. In an effort to improve customer service, please take a moment to complete the attached postcard and return it or go to our Customer Service Survey found on our web site at [http://corpsmapu.usace.army.mil/cm\\_apex/f?p=regulatory\\_survey](http://corpsmapu.usace.army.mil/cm_apex/f?p=regulatory_survey). (Be sure to select "Rock Island District" under the area entitled: Which Corps office did you deal with?)

Should you have any questions, please contact our Regulatory Branch by letter, telephone or email Ms. Jackie Groves at 309/794-5351 or [jackie.m.groves@usace.army.mil](mailto:jackie.m.groves@usace.army.mil).

Sincerely



Donna M. Jones, P.E.  
Chief, Illinois/Missouri Section  
Regulatory Branch

When the structure or work authorized by this nationwide permit are still in existence at the time the property is transferred, the terms and conditions of this nationwide permit, including any special conditions, will continue to be binding on the new owner(s), of the property. To validate the transfer of this nationwide permit and the associated liabilities associated with compliance with its terms and conditions, have the transferee sign and date below.

\_\_\_\_\_  
Transferee

\_\_\_\_\_  
Date

Enclosures

Copies Furnished: (w/o enclosures)

Mr. Wes Cattoor, P.E.  
Office of Water Resources  
IL Department of Natural Resources  
One Natural Resources Way  
Springfield, Illinois 62701-1271  
[Wes.Cattoor@illinois.gov](mailto:Wes.Cattoor@illinois.gov) (email)

Mr. Darin LeCrone  
Illinois Environmental Protection Agency  
Division of Water Pollution Control, Sect. 15  
1021 North Grand Avenue East  
Post Office Box 19276  
Springfield, Illinois 62794-9276  
[Darin.LeCrone@illinois.gov](mailto:Darin.LeCrone@illinois.gov) (email)



**COMPLETED WORK CERTIFICATION**

Permit Number: CEMVR-OD-P-2018-26  
Name of Permittee: Illinois Department of Transportation  
Date of Issuance: January 17, 2018  
County/State: Rock Island / Illinois

Upon completion of the activity authorized by this permit and any mitigation required by the permit, sign this certification and return it to the following address:

U.S. Army Engineer District,  
Rock Island  
ATTN: Regulatory Branch  
Clock Tower Building  
Post Office Box 2004  
Rock Island, Illinois 61204-2004

Please note that your permitted activity is subject to a compliance inspection by a U.S. Army Corps of Engineers representative. If you fail to comply with this permit, you are subject to permit suspension, modification, or revocation.

I hereby certify that the work authorized by the above reference permit has been completed in accordance with the terms and conditions of the said permit, and required mitigation was completed in accordance with the permit conditions.

\_\_\_\_\_  
Signature of Permittee

\_\_\_\_\_  
Date

JMG

**Appendix 2 - PRELIMINARY JURISDICTIONAL DETERMINATION (PJD) FORM**

**BACKGROUND INFORMATION**

**A. REPORT COMPLETION DATE FOR PJD:** January 12, 2018

**B. NAME AND ADDRESS OF PERSON REQUESTING PJD:** ILDOT

**C. DISTRICT OFFICE, FILE NAME, AND NUMBER:** CEMVR-OD-P-2018-26

**D. PROJECT LOCATION(S) AND BACKGROUND INFORMATION:**

**(USE THE TABLE BELOW TO DOCUMENT MULTIPLE AQUATIC RESOURCES AND/OR AQUATIC RESOURCES AT DIFFERENT SITES)**

State: Illinois County/parish/borough: Rock Island City: Port Byron

Center coordinates of site (lat/long in degree decimal format):

Lat.: 41.6009/41.6025 Long.: -90.3350

Universal Transverse Mercator:

Name of nearest waterbody: unnamed tributary to the Mississippi River

**E. REVIEW PERFORMED FOR SITE EVALUATION (CHECK ALL THAT APPLY):**

Office (Desk) Determination. Date: January 12, 2018

Field Determination. Date(s):

**TABLE OF AQUATIC RESOURCES IN REVIEW AREA WHICH "MAY BE" SUBJECT TO REGULATORY JURISDICTION.**

Site number	Latitude (decimal degrees)	Longitude (decimal degrees)	Estimated amount of aquatic resource in review area (acreage and linear feet, if applicable)	Type of aquatic resource (i.e., wetland vs. non-wetland waters)	Geographic authority to which the aquatic resource "may be" subject (i.e., Section 404 or Section 10/404)
2017-719	41.6009/41.6025	-90.3350	142 feet	non-wetland (stream)	Section 404

- 1) The Corps of Engineers believes that there may be jurisdictional aquatic resources in the review area, and the requestor of this PJD is hereby advised of his or her option to request and obtain an approved JD (AJD) for that review area based on an informed decision after having discussed the various types of JDs and their characteristics and circumstances when they may be appropriate.
- 2) In any circumstance where a permit applicant obtains an individual permit, or a Nationwide General Permit (NWP) or other general permit verification requiring "pre-construction notification" (PCN), or requests verification for a non-reporting NWP or other general permit, and the permit applicant has not requested an AJD for the activity, the permit applicant is hereby made aware that: (1) the permit applicant has elected to seek a permit authorization based on a PJD, which does not make an official determination of jurisdictional aquatic resources; (2) the applicant has the option to request an AJD before accepting the terms and conditions of the permit authorization, and that basing a permit authorization on an AJD could possibly result in less compensatory mitigation being required or different special conditions; (3) the applicant has the right to request an individual permit rather than accepting the terms and conditions of the NWP or other general permit authorization; (4) the applicant can accept a permit authorization and thereby agree to comply with all the terms and conditions of that permit, including whatever mitigation requirements the Corps has determined to be necessary; (5) undertaking any activity in reliance upon the subject permit authorization without requesting an AJD constitutes the applicant's acceptance of the use of the PJD; (6) accepting a permit authorization (e.g., signing a proffered individual permit) or undertaking any activity in reliance on any form of Corps permit authorization based on a PJD constitutes agreement that all aquatic resources in the review area affected in any way by that activity will be treated as jurisdictional, and waives any challenge to such jurisdiction in any administrative or judicial compliance or enforcement action, or in any administrative appeal or in any Federal court; and (7) whether the applicant elects to use either an AJD or a PJD, the JD will be processed as soon as practicable. Further, an AJD, a proffered individual permit (and all terms and conditions contained therein), or individual permit denial can be administratively appealed pursuant to 33 C.F.R. Part 331. If, during an administrative appeal, it becomes appropriate to make an official determination whether geographic jurisdiction exists over aquatic resources in the review area, or to provide an official delineation of jurisdictional aquatic resources in the review area, the Corps will provide an AJD to accomplish that result, as soon as is practicable. This PJD finds that there "may be" waters of the U.S. and/or that there "may be" navigable waters of the U.S. on the subject review area, and identifies all aquatic features in the review area that could be affected by the proposed activity, based on the following information:

**SUPPORTING DATA. Data reviewed for PJD (check all that apply)**

Checked items should be included in subject file. Appropriately reference sources below where indicated for all checked items:

- Maps, plans, plots or plat submitted by or on behalf of the PJD requestor:  
 Map: \_\_\_\_\_
- Data sheets prepared/submitted by or on behalf of the PJD requestor.
  - Office concurs with data sheets/delineation report.
  - Office does not concur with data sheets/delineation report. Rationale: \_\_\_\_\_
- Data sheets prepared by the Corps: \_\_\_\_\_
- Corps navigable waters' study: \_\_\_\_\_
- U.S. Geological Survey Hydrologic Atlas: \_\_\_\_\_
  - USGS NHD data.
  - USGS 8 and 12 digit HUC maps.
- U.S. Geological Survey map(s). Cite scale & quad name: Port Byron, IL
- Natural Resources Conservation Service Soil Survey. Citation: \_\_\_\_\_
- National wetlands inventory map(s). Cite name: Port Byron, IL
- State/local wetland inventory map(s): \_\_\_\_\_
- FEMA/FIRM maps: \_\_\_\_\_
- 100-year Floodplain Elevation is: \_\_\_\_\_ (National Geodetic Vertical Datum of 1929)
- Photographs:  Aerial (Name & Date): \_\_\_\_\_  
 or  Other (Name & Date): \_\_\_\_\_
- Previous determination(s). File no. and date of response letter: \_\_\_\_\_
- Other information (please specify): \_\_\_\_\_

**IMPORTANT NOTE: The information recorded on this form has not necessarily been verified by the Corps and should not be relied upon for later jurisdictional determinations.**

GROVES.JACKIE.M.10395 Digitally signed by GROVES.JACKIE.M. 10395 DN: cn=GROVES.JACKIE.M. 10395, o=USACE, ou=Rock Island County, email=groves.jackie.m.10395@usace.army.mil, c=US  
 23165

Signature and date of  
 Regulatory staff member  
 completing PJD

Signature and date of  
 person requesting PJD  
 (REQUIRED, unless obtaining  
 the signature is impracticable)<sup>1</sup>

<sup>1</sup> Districts may establish timeframes for requestor to return signed PJD forms. If the requestor does not respond within the established time frame, the district may presume concurrence and no additional follow up is necessary prior to finalizing an action.

**REQUIRED CONTRACT PROVISIONS  
FEDERAL-AID CONSTRUCTION CONTRACTS**

- I. General
- II. Nondiscrimination
- III. Nonsegregated Facilities
- IV. Davis-Bacon and Related Act Provisions
- V. Contract Work Hours and Safety Standards Act Provisions
- VI. Subletting or Assigning the Contract
- VII. Safety: Accident Prevention
- VIII. False Statements Concerning Highway Projects
- IX. Implementation of Clean Air Act and Federal Water Pollution Control Act
- X. Compliance with Governmentwide Suspension and Debarment Requirements
- XI. Certification Regarding Use of Contract Funds for Lobbying

**ATTACHMENTS**

A. Employment and Materials Preference for Appalachian Development Highway System or Appalachian Local Access Road Contracts (included in Appalachian contracts only)

**I. GENERAL**

1. Form FHWA-1273 must be physically incorporated in each construction contract funded under Title 23 (excluding emergency contracts solely intended for debris removal). The contractor (or subcontractor) must insert this form in each subcontract and further require its inclusion in all lower tier subcontracts (excluding purchase orders, rental agreements and other agreements for supplies or services).

The applicable requirements of Form FHWA-1273 are incorporated by reference for work done under any purchase order, rental agreement or agreement for other services. The prime contractor shall be responsible for compliance by any subcontractor, lower-tier subcontractor or service provider.

Form FHWA-1273 must be included in all Federal-aid design-build contracts, in all subcontracts and in lower tier subcontracts (excluding subcontracts for design services, purchase orders, rental agreements and other agreements for supplies or services). The design-builder shall be responsible for compliance by any subcontractor, lower-tier subcontractor or service provider.

Contracting agencies may reference Form FHWA-1273 in bid proposal or request for proposal documents, however, the Form FHWA-1273 must be physically incorporated (not referenced) in all contracts, subcontracts and lower-tier subcontracts (excluding purchase orders, rental agreements and other agreements for supplies or services related to a construction contract).

2. Subject to the applicability criteria noted in the following sections, these contract provisions shall apply to all work performed on the contract by the contractor's own organization and with the assistance of workers under the contractor's immediate superintendence and to all work performed on the contract by piecework, station work, or by subcontract.

3. A breach of any of the stipulations contained in these Required Contract Provisions may be sufficient grounds for withholding of progress payments, withholding of final payment, termination of the contract, suspension / debarment or any other action determined to be appropriate by the contracting agency and FHWA.

4. Selection of Labor: During the performance of this contract, the contractor shall not use convict labor for any purpose within the limits of a construction project on a Federal-aid highway unless it is labor

performed by convicts who are on parole, supervised release, or probation. The term Federal-aid highway does not include roadways functionally classified as local roads or rural minor collectors.

**II. NONDISCRIMINATION**

The provisions of this section related to 23 CFR Part 230 are applicable to all Federal-aid construction contracts and to all related construction subcontracts of \$10,000 or more. The provisions of 23 CFR Part 230 are not applicable to material supply, engineering, or architectural service contracts.

In addition, the contractor and all subcontractors must comply with the following policies: Executive Order 11246, 41 CFR 60, 29 CFR 1625-1627, Title 23 USC Section 140, the Rehabilitation Act of 1973, as amended (29 USC 794), Title VI of the Civil Rights Act of 1964, as amended, and related regulations including 49 CFR Parts 21, 26 and 27; and 23 CFR Parts 200, 230, and 633.

The contractor and all subcontractors must comply with: the requirements of the Equal Opportunity Clause in 41 CFR 60-1.4(b) and, for all construction contracts exceeding \$10,000, the Standard Federal Equal Employment Opportunity Construction Contract Specifications in 41 CFR 60-4.3.

Note: The U.S. Department of Labor has exclusive authority to determine compliance with Executive Order 11246 and the policies of the Secretary of Labor including 41 CFR 60, and 29 CFR 1625-1627. The contracting agency and the FHWA have the authority and the responsibility to ensure compliance with Title 23 USC Section 140, the Rehabilitation Act of 1973, as amended (29 USC 794), and Title VI of the Civil Rights Act of 1964, as amended, and related regulations including 49 CFR Parts 21, 26 and 27; and 23 CFR Parts 200, 230, and 633.

The following provision is adopted from 23 CFR 230, Appendix A, with appropriate revisions to conform to the U.S. Department of Labor (US DOL) and FHWA requirements.

**1. Equal Employment Opportunity:** Equal employment opportunity (EEO) requirements not to discriminate and to take affirmative action to assure equal opportunity as set forth under laws, executive orders, rules, regulations (28 CFR 35, 29 CFR 1630, 29 CFR 1625-1627, 41 CFR 60 and 49 CFR 27) and orders of the Secretary of Labor as modified by the provisions prescribed herein, and imposed pursuant to 23 U.S.C. 140 shall constitute the EEO and specific affirmative action standards for the contractor's project activities under this contract. The provisions of the Americans with Disabilities Act of 1990 (42 U.S.C. 12101 et seq.) set forth under 28 CFR 35 and 29 CFR 1630 are incorporated by reference in this contract. In the execution of this contract, the contractor agrees to comply with the following minimum specific requirement activities of EEO:

a. The contractor will work with the contracting agency and the Federal Government to ensure that it has made every good faith effort to provide equal opportunity with respect to all of its terms and conditions of employment and in their review of activities under the contract.

b. The contractor will accept as its operating policy the following statement:

"It is the policy of this Company to assure that applicants are employed, and that employees are treated during employment, without regard to their race, religion, sex, color, national origin, age or disability. Such action shall include: employment, upgrading, demotion, or transfer; recruitment or recruitment advertising; layoff or termination; rates of pay or other forms of compensation; and selection

for training, including apprenticeship, pre-apprenticeship, and/or on-the-job training."

**2. EEO Officer:** The contractor will designate and make known to the contracting officers an EEO Officer who will have the responsibility for and must be capable of effectively administering and promoting an active EEO program and who must be assigned adequate authority and responsibility to do so.

**3. Dissemination of Policy:** All members of the contractor's staff who are authorized to hire, supervise, promote, and discharge employees, or who recommend such action, or who are substantially involved in such action, will be made fully cognizant of, and will implement, the contractor's EEO policy and contractual responsibilities to provide EEO in each grade and classification of employment. To ensure that the above agreement will be met, the following actions will be taken as a minimum:

a. Periodic meetings of supervisory and personnel office employees will be conducted before the start of work and then not less often than once every six months, at which time the contractor's EEO policy and its implementation will be reviewed and explained. The meetings will be conducted by the EEO Officer.

b. All new supervisory or personnel office employees will be given a thorough indoctrination by the EEO Officer, covering all major aspects of the contractor's EEO obligations within thirty days following their reporting for duty with the contractor.

c. All personnel who are engaged in direct recruitment for the project will be instructed by the EEO Officer in the contractor's procedures for locating and hiring minorities and women.

d. Notices and posters setting forth the contractor's EEO policy will be placed in areas readily accessible to employees, applicants for employment and potential employees.

e. The contractor's EEO policy and the procedures to implement such policy will be brought to the attention of employees by means of meetings, employee handbooks, or other appropriate means.

**4. Recruitment:** When advertising for employees, the contractor will include in all advertisements for employees the notation: "An Equal Opportunity Employer." All such advertisements will be placed in publications having a large circulation among minorities and women in the area from which the project work force would normally be derived.

a. The contractor will, unless precluded by a valid bargaining agreement, conduct systematic and direct recruitment through public and private employee referral sources likely to yield qualified minorities and women. To meet this requirement, the contractor will identify sources of potential minority group employees, and establish with such identified sources procedures whereby minority and women applicants may be referred to the contractor for employment consideration.

b. In the event the contractor has a valid bargaining agreement providing for exclusive hiring hall referrals, the contractor is expected to observe the provisions of that agreement to the extent that the system meets the contractor's compliance with EEO contract provisions. Where implementation of such an agreement has the effect of discriminating against minorities or women, or obligates the contractor to do the same, such implementation violates Federal nondiscrimination provisions.

c. The contractor will encourage its present employees to refer minorities and women as applicants for employment. Information and procedures with regard to referring such applicants will be discussed with employees.

**5. Personnel Actions:** Wages, working conditions, and employee benefits shall be established and administered, and personnel actions of every type, including hiring, upgrading, promotion, transfer, demotion, layoff, and termination, shall be taken without regard to race, color, religion, sex, national origin, age or disability. The following procedures shall be followed:

a. The contractor will conduct periodic inspections of project sites to insure that working conditions and employee facilities do not indicate discriminatory treatment of project site personnel.

b. The contractor will periodically evaluate the spread of wages paid within each classification to determine any evidence of discriminatory wage practices.

c. The contractor will periodically review selected personnel actions in depth to determine whether there is evidence of discrimination. Where evidence is found, the contractor will promptly take corrective action. If the review indicates that the discrimination may extend beyond the actions reviewed, such corrective action shall include all affected persons.

d. The contractor will promptly investigate all complaints of alleged discrimination made to the contractor in connection with its obligations under this contract, will attempt to resolve such complaints, and will take appropriate corrective action within a reasonable time. If the investigation indicates that the discrimination may affect persons other than the complainant, such corrective action shall include such other persons. Upon completion of each investigation, the contractor will inform every complainant of all of their avenues of appeal.

## **6. Training and Promotion:**

a. The contractor will assist in locating, qualifying, and increasing the skills of minorities and women who are applicants for employment or current employees. Such efforts should be aimed at developing full journey level status employees in the type of trade or job classification involved.

b. Consistent with the contractor's work force requirements and as permissible under Federal and State regulations, the contractor shall make full use of training programs, i.e., apprenticeship, and on-the-job training programs for the geographical area of contract performance. In the event a special provision for training is provided under this contract, this subparagraph will be superseded as indicated in the special provision. The contracting agency may reserve training positions for persons who receive welfare assistance in accordance with 23 U.S.C. 140(a).

c. The contractor will advise employees and applicants for employment of available training programs and entrance requirements for each.

d. The contractor will periodically review the training and promotion potential of employees who are minorities and women and will encourage eligible employees to apply for such training and promotion.

**7. Unions:** If the contractor relies in whole or in part upon unions as a source of employees, the contractor will use good faith efforts to obtain the cooperation of such unions to increase opportunities for minorities and women. Actions by the contractor, either directly or through a contractor's association acting as agent, will include the procedures set forth below:

a. The contractor will use good faith efforts to develop, in cooperation with the unions, joint training programs aimed toward qualifying more minorities and women for membership in the unions and increasing the skills of minorities and women so that they may qualify for higher paying employment.

b. The contractor will use good faith efforts to incorporate an EEO clause into each union agreement to the end that such union will be contractually bound to refer applicants without regard to their race, color, religion, sex, national origin, age or disability.

c. The contractor is to obtain information as to the referral practices and policies of the labor union except that to the extent such information is within the exclusive possession of the labor union and such labor union refuses to furnish such information to the contractor, the contractor shall so certify to the contracting agency and shall set forth what efforts have been made to obtain such information.

d. In the event the union is unable to provide the contractor with a reasonable flow of referrals within the time limit set forth in the collective bargaining agreement, the contractor will, through independent recruitment efforts, fill the employment vacancies without regard to race, color, religion, sex, national origin, age or disability; making full efforts to obtain qualified and/or qualifiable minorities and women. The failure of a union to provide sufficient referrals (even though it is obligated to provide exclusive referrals under the terms of a collective bargaining agreement) does not relieve the contractor from the requirements of this paragraph. In the event the union referral practice prevents the contractor from meeting the obligations pursuant to Executive Order 11246, as amended, and these special provisions, such contractor shall immediately notify the contracting agency.

**8. Reasonable Accommodation for Applicants / Employees with Disabilities:** The contractor must be familiar with the requirements for and comply with the Americans with Disabilities Act and all rules and regulations established there under. Employers must provide reasonable accommodation in all employment activities unless to do so would cause an undue hardship.

**9. Selection of Subcontractors, Procurement of Materials and Leasing of Equipment:** The contractor shall not discriminate on the grounds of race, color, religion, sex, national origin, age or disability in the selection and retention of subcontractors, including procurement of materials and leases of equipment. The contractor shall take all necessary and reasonable steps to ensure nondiscrimination in the administration of this contract.

a. The contractor shall notify all potential subcontractors and suppliers and lessors of their EEO obligations under this contract.

b. The contractor will use good faith efforts to ensure subcontractor compliance with their EEO obligations.

#### **10. Assurance Required by 49 CFR 26.13(b):**

a. The requirements of 49 CFR Part 26 and the State DOT's U.S. DOT-approved DBE program are incorporated by reference.

b. The contractor or subcontractor shall not discriminate on the basis of race, color, national origin, or sex in the performance of this contract. The contractor shall carry out applicable requirements of 49 CFR Part 26 in the award and administration of DOT-assisted contracts. Failure by the contractor to carry out these requirements is a material breach of this contract, which may result in the termination of this contract or such other remedy as the contracting agency deems appropriate.

**11. Records and Reports:** The contractor shall keep such records as necessary to document compliance with the EEO requirements. Such records shall be retained for a period of three years following the date of the final payment to the contractor for all contract work and shall be available at reasonable times and places for inspection by authorized representatives of the contracting agency and the FHWA.

a. The records kept by the contractor shall document the following:

(1) The number and work hours of minority and non-minority group members and women employed in each work classification on the project;

(2) The progress and efforts being made in cooperation with unions, when applicable, to increase employment opportunities for minorities and women; and

(3) The progress and efforts being made in locating, hiring, training, qualifying, and upgrading minorities and women;

b. The contractors and subcontractors will submit an annual report to the contracting agency each July for the duration of the project, indicating the number of minority, women, and non-minority group employees currently engaged in each work classification required by the contract work. This information is to be reported on [Form FHWA-1391](#).

The staffing data should represent the project work force on board in all or any part of the last payroll period preceding the end of July. If on-the-job training is being required by special provision, the contractor will be required to collect and report training data. The employment data should reflect the work force on board during all or any part of the last payroll period preceding the end of July.

### **III. NONSEGREGATED FACILITIES**

This provision is applicable to all Federal-aid construction contracts and to all related construction subcontracts of \$10,000 or more.

The contractor must ensure that facilities provided for employees are provided in such a manner that segregation on the basis of race, color, religion, sex, or national origin cannot result. The contractor may neither require such segregated use by written or oral policies nor tolerate such use by employee custom. The contractor's obligation extends further to ensure that its employees are not assigned to perform their services at any location, under the contractor's control, where the facilities are segregated. The term "facilities" includes waiting rooms, work areas, restaurants and other eating areas, time clocks, restrooms, washrooms, locker rooms, and other storage or dressing areas, parking lots, drinking fountains, recreation or entertainment areas, transportation, and housing provided for employees. The contractor shall provide separate or single-user restrooms and necessary dressing or sleeping areas to assure privacy between sexes.

### **IV. DAVIS-BACON AND RELATED ACT PROVISIONS**

This section is applicable to all Federal-aid construction projects exceeding \$2,000 and to all related subcontracts and lower-tier subcontracts (regardless of subcontract size). The requirements apply to all projects located within the right-of-way of a roadway that is functionally classified as Federal-aid highway. This excludes roadways functionally classified as local roads or rural minor collectors, which are exempt. Contracting agencies may elect to apply these requirements to other projects.

The following provisions are from the U.S. Department of Labor regulations in 29 CFR 5.5 "Contract provisions and related matters" with minor revisions to conform to the FHWA-1273 format and FHWA program requirements.

#### **1. Minimum wages**

a. All laborers and mechanics employed or working upon the site of the work, will be paid unconditionally and not less often than once a week, and without subsequent deduction or rebate on any account (except such payroll deductions as are permitted by regulations issued by the Secretary of Labor under the Copeland Act (29 CFR part 3)), the full amount of wages and bona fide fringe benefits (or cash equivalents thereof) due at time of payment computed at rates not less than those contained in the wage determination of the Secretary of Labor which is attached hereto and made a part hereof, regardless of any contractual relationship which may be alleged to exist between the contractor and such laborers and mechanics.

Contributions made or costs reasonably anticipated for bona fide fringe benefits under section 1(b)(2) of the Davis-Bacon Act on behalf of laborers or mechanics are considered wages paid to such laborers or mechanics, subject to the provisions of paragraph 1.d. of this section; also, regular contributions made or costs incurred for more than a weekly period (but not less often than quarterly) under plans, funds, or programs which cover the particular weekly period, are deemed to be constructively made or incurred during such weekly period. Such laborers and mechanics shall be paid the appropriate wage rate and fringe benefits on the wage determination for the classification of work actually performed, without regard to skill, except as provided in 29 CFR 5.5(a)(4). Laborers or mechanics performing work in more than one classification may be compensated at the rate specified for each

classification for the time actually worked therein: Provided, That the employer's payroll records accurately set forth the time spent in each classification in which work is performed. The wage determination (including any additional classification and wage rates conformed under paragraph 1.b. of this section) and the Davis-Bacon poster (WH-1321) shall be posted at all times by the contractor and its subcontractors at the site of the work in a prominent and accessible place where it can be easily seen by the workers.

b. (1) The contracting officer shall require that any class of laborers or mechanics, including helpers, which is not listed in the wage determination and which is to be employed under the contract shall be classified in conformance with the wage determination. The contracting officer shall approve an additional classification and wage rate and fringe benefits therefore only when the following criteria have been met:

(i) The work to be performed by the classification requested is not performed by a classification in the wage determination; and

(ii) The classification is utilized in the area by the construction industry; and

(iii) The proposed wage rate, including any bona fide fringe benefits, bears a reasonable relationship to the wage rates contained in the wage determination.

(2) If the contractor and the laborers and mechanics to be employed in the classification (if known), or their representatives, and the contracting officer agree on the classification and wage rate (including the amount designated for fringe benefits where appropriate), a report of the action taken shall be sent by the contracting officer to the Administrator of the Wage and Hour Division, Employment Standards Administration, U.S. Department of Labor, Washington, DC 20210. The Administrator, or an authorized representative, will approve, modify, or disapprove every additional classification action within 30 days of receipt and so advise the contracting officer or will notify the contracting officer within the 30-day period that additional time is necessary.

(3) In the event the contractor, the laborers or mechanics to be employed in the classification or their representatives, and the contracting officer do not agree on the proposed classification and wage rate (including the amount designated for fringe benefits, where appropriate), the contracting officer shall refer the questions, including the views of all interested parties and the recommendation of the contracting officer, to the Wage and Hour Administrator for determination. The Wage and Hour Administrator, or an authorized representative, will issue a determination within 30 days of receipt and so advise the contracting officer or will notify the contracting officer within the 30-day period that additional time is necessary.

(4) The wage rate (including fringe benefits where appropriate) determined pursuant to paragraphs 1.b.(2) or 1.b.(3) of this section, shall be paid to all workers performing work in the classification under this contract from the first day on which work is performed in the classification.

c. Whenever the minimum wage rate prescribed in the contract for a class of laborers or mechanics includes a fringe benefit which is not expressed as an hourly rate, the contractor shall either pay the benefit as stated in the wage determination or shall pay another bona fide fringe benefit or an hourly cash equivalent thereof.

d. If the contractor does not make payments to a trustee or other third person, the contractor may consider as part of the wages of any laborer or mechanic the amount of any costs reasonably anticipated in providing bona fide fringe benefits under a plan or program, Provided, That the Secretary of Labor has found, upon the written request of the contractor, that the applicable standards of the Davis-Bacon Act have been met. The Secretary of Labor may require the contractor to set aside in a

separate account assets for the meeting of obligations under the plan or program.

## 2. Withholding

The contracting agency shall upon its own action or upon written request of an authorized representative of the Department of Labor, withhold or cause to be withheld from the contractor under this contract, or any other Federal contract with the same prime contractor, or any other federally-assisted contract subject to Davis-Bacon prevailing wage requirements, which is held by the same prime contractor, so much of the accrued payments or advances as may be considered necessary to pay laborers and mechanics, including apprentices, trainees, and helpers, employed by the contractor or any subcontractor the full amount of wages required by the contract. In the event of failure to pay any laborer or mechanic, including any apprentice, trainee, or helper, employed or working on the site of the work, all or part of the wages required by the contract, the contracting agency may, after written notice to the contractor, take such action as may be necessary to cause the suspension of any further payment, advance, or guarantee of funds until such violations have ceased.

## 3. Payrolls and basic records

a. Payrolls and basic records relating thereto shall be maintained by the contractor during the course of the work and preserved for a period of three years thereafter for all laborers and mechanics working at the site of the work. Such records shall contain the name, address, and social security number of each such worker, his or her correct classification, hourly rates of wages paid (including rates of contributions or costs anticipated for bona fide fringe benefits or cash equivalents thereof of the types described in section 1(b)(2)(B) of the Davis-Bacon Act), daily and weekly number of hours worked, deductions made and actual wages paid. Whenever the Secretary of Labor has found under 29 CFR 5.5(a)(1)(iv) that the wages of any laborer or mechanic include the amount of any costs reasonably anticipated in providing benefits under a plan or program described in section 1(b)(2)(B) of the Davis-Bacon Act, the contractor shall maintain records which show that the commitment to provide such benefits is enforceable, that the plan or program is financially responsible, and that the plan or program has been communicated in writing to the laborers or mechanics affected, and records which show the costs anticipated or the actual cost incurred in providing such benefits. Contractors employing apprentices or trainees under approved programs shall maintain written evidence of the registration of apprenticeship programs and certification of trainee programs, the registration of the apprentices and trainees, and the ratios and wage rates prescribed in the applicable programs.

b. (1) The contractor shall submit weekly for each week in which any contract work is performed a copy of all payrolls to the contracting agency. The payrolls submitted shall set out accurately and completely all of the information required to be maintained under 29 CFR 5.5(a)(3)(i), except that full social security numbers and home addresses shall not be included on weekly transmittals. Instead the payrolls shall only need to include an individually identifying number for each employee ( e.g. , the last four digits of the employee's social security number). The required weekly payroll information may be submitted in any form desired. Optional Form WH-347 is available for this purpose from the Wage and Hour Division Web site at <http://www.dol.gov/esa/whd/forms/wh347instr.htm> or its successor site. The prime contractor is responsible for the submission of copies of payrolls by all subcontractors. Contractors and subcontractors shall maintain the full social security number and current address of each covered worker, and shall provide them upon request to the contracting agency for transmission to the State DOT, the FHWA or the Wage and Hour Division of the Department of Labor for purposes of an investigation or audit of compliance with prevailing wage requirements. It is not a violation of this section for a prime contractor to require a subcontractor to provide addresses and social security numbers to the prime contractor for its own records, without weekly submission to the contracting agency..



(2) Each payroll submitted shall be accompanied by a "Statement of Compliance," signed by the contractor or subcontractor or his or her agent who pays or supervises the payment of the persons employed under the contract and shall certify the following:

(i) That the payroll for the payroll period contains the information required to be provided under §5.5 (a)(3)(ii) of Regulations, 29 CFR part 5, the appropriate information is being maintained under §5.5 (a)(3)(i) of Regulations, 29 CFR part 5, and that such information is correct and complete;

(ii) That each laborer or mechanic (including each helper, apprentice, and trainee) employed on the contract during the payroll period has been paid the full weekly wages earned, without rebate, either directly or indirectly, and that no deductions have been made either directly or indirectly from the full wages earned, other than permissible deductions as set forth in Regulations, 29 CFR part 3;

(iii) That each laborer or mechanic has been paid not less than the applicable wage rates and fringe benefits or cash equivalents for the classification of work performed, as specified in the applicable wage determination incorporated into the contract.

(3) The weekly submission of a properly executed certification set forth on the reverse side of Optional Form WH-347 shall satisfy the requirement for submission of the "Statement of Compliance" required by paragraph 3.b.(2) of this section.

(4) The falsification of any of the above certifications may subject the contractor or subcontractor to civil or criminal prosecution under section 1001 of title 18 and section 231 of title 31 of the United States Code.

c. The contractor or subcontractor shall make the records required under paragraph 3.a. of this section available for inspection, copying, or transcription by authorized representatives of the contracting agency, the State DOT, the FHWA, or the Department of Labor, and shall permit such representatives to interview employees during working hours on the job. If the contractor or subcontractor fails to submit the required records or to make them available, the FHWA may, after written notice to the contractor, the contracting agency or the State DOT, take such action as may be necessary to cause the suspension of any further payment, advance, or guarantee of funds. Furthermore, failure to submit the required records upon request or to make such records available may be grounds for debarment action pursuant to 29 CFR 5.12.

#### 4. Apprentices and trainees

##### a. Apprentices (programs of the USDOL).

Apprentices will be permitted to work at less than the predetermined rate for the work they performed when they are employed pursuant to and individually registered in a bona fide apprenticeship program registered with the U.S. Department of Labor, Employment and Training Administration, Office of Apprenticeship Training, Employer and Labor Services, or with a State Apprenticeship Agency recognized by the Office, or if a person is employed in his or her first 90 days of probationary employment as an apprentice in such an apprenticeship program, who is not individually registered in the program, but who has been certified by the Office of Apprenticeship Training, Employer and Labor Services or a State Apprenticeship Agency (where appropriate) to be eligible for probationary employment as an apprentice.

The allowable ratio of apprentices to journeymen on the job site in any craft classification shall not be greater than the ratio permitted to the contractor as to the entire work force under the registered program. Any worker listed on a payroll at an apprentice wage rate, who is not registered or otherwise employed as stated above, shall be paid not less than the applicable wage rate on the wage determination for the classification of work actually performed. In addition, any apprentice

performing work on the job site in excess of the ratio permitted under the registered program shall be paid not less than the applicable wage rate on the wage determination for the work actually performed. Where a contractor is performing construction on a project in a locality other than that in which its program is registered, the ratios and wage rates (expressed in percentages of the journeyman's hourly rate) specified in the contractor's or subcontractor's registered program shall be observed.

Every apprentice must be paid at not less than the rate specified in the registered program for the apprentice's level of progress, expressed as a percentage of the journeyman hourly rate specified in the applicable wage determination. Apprentices shall be paid fringe benefits in accordance with the provisions of the apprenticeship program. If the apprenticeship program does not specify fringe benefits, apprentices must be paid the full amount of fringe benefits listed on the wage determination for the applicable classification. If the Administrator determines that a different practice prevails for the applicable apprentice classification, fringes shall be paid in accordance with that determination.

In the event the Office of Apprenticeship Training, Employer and Labor Services, or a State Apprenticeship Agency recognized by the Office, withdraws approval of an apprenticeship program, the contractor will no longer be permitted to utilize apprentices at less than the applicable predetermined rate for the work performed until an acceptable program is approved.

##### b. Trainees (programs of the USDOL).

Except as provided in 29 CFR 5.16, trainees will not be permitted to work at less than the predetermined rate for the work performed unless they are employed pursuant to and individually registered in a program which has received prior approval, evidenced by formal certification by the U.S. Department of Labor, Employment and Training Administration.

The ratio of trainees to journeymen on the job site shall not be greater than permitted under the plan approved by the Employment and Training Administration.

Every trainee must be paid at not less than the rate specified in the approved program for the trainee's level of progress, expressed as a percentage of the journeyman hourly rate specified in the applicable wage determination. Trainees shall be paid fringe benefits in accordance with the provisions of the trainee program. If the trainee program does not mention fringe benefits, trainees shall be paid the full amount of fringe benefits listed on the wage determination unless the Administrator of the Wage and Hour Division determines that there is an apprenticeship program associated with the corresponding journeyman wage rate on the wage determination which provides for less than full fringe benefits for apprentices. Any employee listed on the payroll at a trainee rate who is not registered and participating in a training plan approved by the Employment and Training Administration shall be paid not less than the applicable wage rate on the wage determination for the classification of work actually performed. In addition, any trainee performing work on the job site in excess of the ratio permitted under the registered program shall be paid not less than the applicable wage rate on the wage determination for the work actually performed.

In the event the Employment and Training Administration withdraws approval of a training program, the contractor will no longer be permitted to utilize trainees at less than the applicable predetermined rate for the work performed until an acceptable program is approved.

c. Equal employment opportunity. The utilization of apprentices, trainees and journeymen under this part shall be in conformity with the equal employment opportunity requirements of Executive Order 11246, as amended, and 29 CFR part 30.

##### d. Apprentices and Trainees (programs of the U.S. DOT).

Apprentices and trainees working under apprenticeship and skill training programs which have been certified by the Secretary of Transportation as promoting EEO in connection with Federal-aid highway construction programs are not subject to the requirements of paragraph 4 of this Section IV. The straight time hourly wage rates for apprentices and trainees under such programs will be established by the particular programs. The ratio of apprentices and trainees to journeymen shall not be greater than permitted by the terms of the particular program.

**5. Compliance with Copeland Act requirements.** The contractor shall comply with the requirements of 29 CFR part 3, which are incorporated by reference in this contract.

**6. Subcontracts.** The contractor or subcontractor shall insert Form FHWA-1273 in any subcontracts and also require the subcontractors to include Form FHWA-1273 in any lower tier subcontracts. The prime contractor shall be responsible for the compliance by any subcontractor or lower tier subcontractor with all the contract clauses in 29 CFR 5.5.

**7. Contract termination: debarment.** A breach of the contract clauses in 29 CFR 5.5 may be grounds for termination of the contract, and for debarment as a contractor and a subcontractor as provided in 29 CFR 5.12.

**8. Compliance with Davis-Bacon and Related Act requirements.** All rulings and interpretations of the Davis-Bacon and Related Acts contained in 29 CFR parts 1, 3, and 5 are herein incorporated by reference in this contract.

**9. Disputes concerning labor standards.** Disputes arising out of the labor standards provisions of this contract shall not be subject to the general disputes clause of this contract. Such disputes shall be resolved in accordance with the procedures of the Department of Labor set forth in 29 CFR parts 5, 6, and 7. Disputes within the meaning of this clause include disputes between the contractor (or any of its subcontractors) and the contracting agency, the U.S. Department of Labor, or the employees or their representatives.

#### **10. Certification of eligibility.**

a. By entering into this contract, the contractor certifies that neither it (nor he or she) nor any person or firm who has an interest in the contractor's firm is a person or firm ineligible to be awarded Government contracts by virtue of section 3(a) of the Davis-Bacon Act or 29 CFR 5.12(a)(1).

b. No part of this contract shall be subcontracted to any person or firm ineligible for award of a Government contract by virtue of section 3(a) of the Davis-Bacon Act or 29 CFR 5.12(a)(1).

c. The penalty for making false statements is prescribed in the U.S. Criminal Code, 18 U.S.C. 1001.

#### **V. CONTRACT WORK HOURS AND SAFETY STANDARDS ACT**

The following clauses apply to any Federal-aid construction contract in an amount in excess of \$100,000 and subject to the overtime provisions of the Contract Work Hours and Safety Standards Act. These clauses shall be inserted in addition to the clauses required by 29 CFR 5.5(a) or 29 CFR 4.6. As used in this paragraph, the terms laborers and mechanics include watchmen and guards.

**1. Overtime requirements.** No contractor or subcontractor contracting for any part of the contract work which may require or involve the employment of laborers or mechanics shall require or permit any such laborer or mechanic in any workweek in which he or she is employed on such work to work in excess of forty hours in such workweek unless such laborer or mechanic receives compensation at a rate not less than one

and one-half times the basic rate of pay for all hours worked in excess of forty hours in such workweek.

**2. Violation; liability for unpaid wages; liquidated damages.** In the event of any violation of the clause set forth in paragraph (1.) of this section, the contractor and any subcontractor responsible therefor shall be liable for the unpaid wages. In addition, such contractor and subcontractor shall be liable to the United States (in the case of work done under contract for the District of Columbia or a territory, to such District or to such territory), for liquidated damages. Such liquidated damages shall be computed with respect to each individual laborer or mechanic, including watchmen and guards, employed in violation of the clause set forth in paragraph (1.) of this section, in the sum of \$10 for each calendar day on which such individual was required or permitted to work in excess of the standard workweek of forty hours without payment of the overtime wages required by the clause set forth in paragraph (1.) of this section.

**3. Withholding for unpaid wages and liquidated damages.** The FHWA or the contracting agency shall upon its own action or upon written request of an authorized representative of the Department of Labor withhold or cause to be withheld, from any moneys payable on account of work performed by the contractor or subcontractor under any such contract or any other Federal contract with the same prime contractor, or any other federally-assisted contract subject to the Contract Work Hours and Safety Standards Act, which is held by the same prime contractor, such sums as may be determined to be necessary to satisfy any liabilities of such contractor or subcontractor for unpaid wages and liquidated damages as provided in the clause set forth in paragraph (2.) of this section.

**4. Subcontracts.** The contractor or subcontractor shall insert in any subcontracts the clauses set forth in paragraph (1.) through (4.) of this section and also a clause requiring the subcontractors to include these clauses in any lower tier subcontracts. The prime contractor shall be responsible for compliance by any subcontractor or lower tier subcontractor with the clauses set forth in paragraphs (1.) through (4.) of this section.

#### **VI. SUBLETTING OR ASSIGNING THE CONTRACT**

This provision is applicable to all Federal-aid construction contracts on the National Highway System.

1. The contractor shall perform with its own organization contract work amounting to not less than 30 percent (or a greater percentage if specified elsewhere in the contract) of the total original contract price, excluding any specialty items designated by the contracting agency. Specialty items may be performed by subcontract and the amount of any such specialty items performed may be deducted from the total original contract price before computing the amount of work required to be performed by the contractor's own organization (23 CFR 635.116).

a. The term "perform work with its own organization" refers to workers employed or leased by the prime contractor, and equipment owned or rented by the prime contractor, with or without operators. Such term does not include employees or equipment of a subcontractor or lower tier subcontractor, agents of the prime contractor, or any other assignees. The term may include payments for the costs of hiring leased employees from an employee leasing firm meeting all relevant Federal and State regulatory requirements. Leased employees may only be included in this term if the prime contractor meets all of the following conditions:

(1) the prime contractor maintains control over the supervision of the day-to-day activities of the leased employees;

(2) the prime contractor remains responsible for the quality of the work of the leased employees;

(3) the prime contractor retains all power to accept or exclude individual employees from work on the project; and

(4) the prime contractor remains ultimately responsible for the payment of predetermined minimum wages, the submission of payrolls, statements of compliance and all other Federal regulatory requirements.

b. "Specialty Items" shall be construed to be limited to work that requires highly specialized knowledge, abilities, or equipment not ordinarily available in the type of contracting organizations qualified and expected to bid or propose on the contract as a whole and in general are to be limited to minor components of the overall contract.

2. The contract amount upon which the requirements set forth in paragraph (1) of Section VI is computed includes the cost of material and manufactured products which are to be purchased or produced by the contractor under the contract provisions.

3. The contractor shall furnish (a) a competent superintendent or supervisor who is employed by the firm, has full authority to direct performance of the work in accordance with the contract requirements, and is in charge of all construction operations (regardless of who performs the work) and (b) such other of its own organizational resources (supervision, management, and engineering services) as the contracting officer determines is necessary to assure the performance of the contract.

4. No portion of the contract shall be sublet, assigned or otherwise disposed of except with the written consent of the contracting officer, or authorized representative, and such consent when given shall not be construed to relieve the contractor of any responsibility for the fulfillment of the contract. Written consent will be given only after the contracting agency has assured that each subcontract is evidenced in writing and that it contains all pertinent provisions and requirements of the prime contract.

5. The 30% self-performance requirement of paragraph (1) is not applicable to design-build contracts; however, contracting agencies may establish their own self-performance requirements.

## **VII. SAFETY: ACCIDENT PREVENTION**

This provision is applicable to all Federal-aid construction contracts and to all related subcontracts.

1. In the performance of this contract the contractor shall comply with all applicable Federal, State, and local laws governing safety, health, and sanitation (23 CFR 635). The contractor shall provide all safeguards, safety devices and protective equipment and take any other needed actions as it determines, or as the contracting officer may determine, to be reasonably necessary to protect the life and health of employees on the job and the safety of the public and to protect property in connection with the performance of the work covered by the contract.

2. It is a condition of this contract, and shall be made a condition of each subcontract, which the contractor enters into pursuant to this contract, that the contractor and any subcontractor shall not permit any employee, in performance of the contract, to work in surroundings or under conditions which are unsanitary, hazardous or dangerous to his/her health or safety, as determined under construction safety and health standards (29 CFR 1926) promulgated by the Secretary of Labor, in accordance with Section 107 of the Contract Work Hours and Safety Standards Act (40 U.S.C. 3704).

3. Pursuant to 29 CFR 1926.3, it is a condition of this contract that the Secretary of Labor or authorized representative thereof, shall have right of entry to any site of contract performance to inspect or investigate the matter of compliance with the construction safety and health standards and to carry out the duties of the Secretary under Section 107 of the Contract Work Hours and Safety Standards Act (40 U.S.C.3704).

## **VIII. FALSE STATEMENTS CONCERNING HIGHWAY PROJECTS**

This provision is applicable to all Federal-aid construction contracts and to all related subcontracts.

In order to assure high quality and durable construction in conformity with approved plans and specifications and a high degree of reliability on statements and representations made by engineers, contractors, suppliers, and workers on Federal-aid highway projects, it is essential that all persons concerned with the project perform their functions as carefully, thoroughly, and honestly as possible. Willful falsification, distortion, or misrepresentation with respect to any facts related to the project is a violation of Federal law. To prevent any misunderstanding regarding the seriousness of these and similar acts, Form FHWA-1022 shall be posted on each Federal-aid highway project (23 CFR 635) in one or more places where it is readily available to all persons concerned with the project:

18 U.S.C. 1020 reads as follows:

"Whoever, being an officer, agent, or employee of the United States, or of any State or Territory, or whoever, whether a person, association, firm, or corporation, knowingly makes any false statement, false representation, or false report as to the character, quality, quantity, or cost of the material used or to be used, or the quantity or quality of the work performed or to be performed, or the cost thereof in connection with the submission of plans, maps, specifications, contracts, or costs of construction on any highway or related project submitted for approval to the Secretary of Transportation; or

Whoever knowingly makes any false statement, false representation, false report or false claim with respect to the character, quality, quantity, or cost of any work performed or to be performed, or materials furnished or to be furnished, in connection with the construction of any highway or related project approved by the Secretary of Transportation; or

Whoever knowingly makes any false statement or false representation as to material fact in any statement, certificate, or report submitted pursuant to provisions of the Federal-aid Roads Act approved July 1, 1916, (39 Stat. 355), as amended and supplemented;

Shall be fined under this title or imprisoned not more than 5 years or both."

## **IX. IMPLEMENTATION OF CLEAN AIR ACT AND FEDERAL WATER POLLUTION CONTROL ACT**

This provision is applicable to all Federal-aid construction contracts and to all related subcontracts.

By submission of this bid/proposal or the execution of this contract, or subcontract, as appropriate, the bidder, proposer, Federal-aid construction contractor, or subcontractor, as appropriate, will be deemed to have stipulated as follows:

1. That any person who is or will be utilized in the performance of this contract is not prohibited from receiving an award due to a violation of Section 508 of the Clean Water Act or Section 306 of the Clean Air Act.

2. That the contractor agrees to include or cause to be included the requirements of paragraph (1) of this Section X in every subcontract, and further agrees to take such action as the contracting agency may direct as a means of enforcing such requirements.

## **X. CERTIFICATION REGARDING DEBARMENT, SUSPENSION, INELIGIBILITY AND VOLUNTARY EXCLUSION**

This provision is applicable to all Federal-aid construction contracts, design-build contracts, subcontracts, lower-tier subcontracts, purchase orders, lease agreements, consultant contracts or any other covered transaction requiring FHWA approval or that is estimated to cost \$25,000 or more – as defined in 2 CFR Parts 180 and 1200.

### **1. Instructions for Certification – First Tier Participants:**

a. By signing and submitting this proposal, the prospective first tier participant is providing the certification set out below.

b. The inability of a person to provide the certification set out below will not necessarily result in denial of participation in this covered transaction. The prospective first tier participant shall submit an explanation of why it cannot provide the certification set out below. The certification or explanation will be considered in connection with the department or agency's determination whether to enter into this transaction. However, failure of the prospective first tier participant to furnish a certification or an explanation shall disqualify such a person from participation in this transaction.

c. The certification in this clause is a material representation of fact upon which reliance was placed when the contracting agency determined to enter into this transaction. If it is later determined that the prospective participant knowingly rendered an erroneous certification, in addition to other remedies available to the Federal Government, the contracting agency may terminate this transaction for cause of default.

d. The prospective first tier participant shall provide immediate written notice to the contracting agency to whom this proposal is submitted if any time the prospective first tier participant learns that its certification was erroneous when submitted or has become erroneous by reason of changed circumstances.

e. The terms "covered transaction," "debarred," "suspended," "ineligible," "participant," "person," "principal," and "voluntarily excluded," as used in this clause, are defined in 2 CFR Parts 180 and 1200. "First Tier Covered Transactions" refers to any covered transaction between a grantee or subgrantee of Federal funds and a participant (such as the prime or general contract). "Lower Tier Covered Transactions" refers to any covered transaction under a First Tier Covered Transaction (such as subcontracts). "First Tier Participant" refers to the participant who has entered into a covered transaction with a grantee or subgrantee of Federal funds (such as the prime or general contractor). "Lower Tier Participant" refers any participant who has entered into a covered transaction with a First Tier Participant or other Lower Tier Participants (such as subcontractors and suppliers).

f. The prospective first tier participant agrees by submitting this proposal that, should the proposed covered transaction be entered into, it shall not knowingly enter into any lower tier covered transaction with a person who is debarred, suspended, declared ineligible, or voluntarily excluded from participation in this covered transaction, unless authorized by the department or agency entering into this transaction.

g. The prospective first tier participant further agrees by submitting this proposal that it will include the clause titled "Certification Regarding Debarment, Suspension, Ineligibility and Voluntary Exclusion-Lower Tier Covered Transactions," provided by the department or contracting agency, entering into this covered transaction, without modification, in all lower tier covered transactions and in all solicitations for lower tier covered transactions exceeding the \$25,000 threshold.

h. A participant in a covered transaction may rely upon a certification of a prospective participant in a lower tier covered transaction that is not debarred, suspended, ineligible, or voluntarily excluded from the covered transaction, unless it knows that the certification is erroneous. A participant is responsible for ensuring that its principals are not suspended, debarred, or otherwise ineligible to participate in covered transactions. To verify the eligibility of its principals, as well as the eligibility of any lower tier prospective participants, each participant may, but is not required to, check the Excluded Parties List System website (<https://www.epls.gov/>), which is compiled by the General Services Administration.

i. Nothing contained in the foregoing shall be construed to require the establishment of a system of records in order to render in good faith the certification required by this clause. The knowledge and information of the prospective participant is not required to exceed that which is normally possessed by a prudent person in the ordinary course of business dealings.

j. Except for transactions authorized under paragraph (f) of these instructions, if a participant in a covered transaction knowingly enters into a lower tier covered transaction with a person who is suspended, debarred, ineligible, or voluntarily excluded from participation in this transaction, in addition to other remedies available to the Federal Government, the department or agency may terminate this transaction for cause or default.

\* \* \* \* \*

## **2. Certification Regarding Debarment, Suspension, Ineligibility and Voluntary Exclusion – First Tier Participants:**

a. The prospective first tier participant certifies to the best of its knowledge and belief, that it and its principals:

(1) Are not presently debarred, suspended, proposed for debarment, declared ineligible, or voluntarily excluded from participating in covered transactions by any Federal department or agency;

(2) Have not within a three-year period preceding this proposal been convicted of or had a civil judgment rendered against them for commission of fraud or a criminal offense in connection with obtaining, attempting to obtain, or performing a public (Federal, State or local) transaction or contract under a public transaction; violation of Federal or State antitrust statutes or commission of embezzlement, theft, forgery, bribery, falsification or destruction of records, making false statements, or receiving stolen property;

(3) Are not presently indicted for or otherwise criminally or civilly charged by a governmental entity (Federal, State or local) with commission of any of the offenses enumerated in paragraph (a)(2) of this certification; and

(4) Have not within a three-year period preceding this application/proposal had one or more public transactions (Federal, State or local) terminated for cause or default.

b. Where the prospective participant is unable to certify to any of the statements in this certification, such prospective participant shall attach an explanation to this proposal.

## **2. Instructions for Certification - Lower Tier Participants:**

(Applicable to all subcontracts, purchase orders and other lower tier transactions requiring prior FHWA approval or estimated to cost \$25,000 or more - 2 CFR Parts 180 and 1200)

a. By signing and submitting this proposal, the prospective lower tier is providing the certification set out below.

b. The certification in this clause is a material representation of fact upon which reliance was placed when this transaction was entered into. If it is later determined that the prospective lower tier participant knowingly rendered an erroneous certification, in addition to other remedies available to the Federal Government, the department, or agency with which this transaction originated may pursue available remedies, including suspension and/or debarment.

c. The prospective lower tier participant shall provide immediate written notice to the person to which this proposal is submitted if at any time the prospective lower tier participant learns that its certification was erroneous by reason of changed circumstances.

d. The terms "covered transaction," "debarred," "suspended," "ineligible," "participant," "person," "principal," and "voluntarily excluded," as used in this clause, are defined in 2 CFR Parts 180 and 1200. You may contact the person to which this proposal is submitted for assistance in obtaining a copy of those regulations. "First Tier Covered Transactions" refers to any covered transaction between a grantee or subgrantee of Federal funds and a participant (such as the prime or general contract). "Lower Tier Covered Transactions" refers to any covered transaction under a First Tier Covered Transaction (such as subcontracts). "First Tier Participant" refers to the participant who has entered into a covered transaction with a grantee or subgrantee of

Federal funds (such as the prime or general contractor). "Lower Tier Participant" refers any participant who has entered into a covered transaction with a First Tier Participant or other Lower Tier Participants (such as subcontractors and suppliers).

e. The prospective lower tier participant agrees by submitting this proposal that, should the proposed covered transaction be entered into, it shall not knowingly enter into any lower tier covered transaction with a person who is debarred, suspended, declared ineligible, or voluntarily excluded from participation in this covered transaction, unless authorized by the department or agency with which this transaction originated.

f. The prospective lower tier participant further agrees by submitting this proposal that it will include this clause titled "Certification Regarding Debarment, Suspension, Ineligibility and Voluntary Exclusion-Lower Tier Covered Transaction," without modification, in all lower tier covered transactions and in all solicitations for lower tier covered transactions exceeding the \$25,000 threshold.

g. A participant in a covered transaction may rely upon a certification of a prospective participant in a lower tier covered transaction that is not debarred, suspended, ineligible, or voluntarily excluded from the covered transaction, unless it knows that the certification is erroneous. A participant is responsible for ensuring that its principals are not suspended, debarred, or otherwise ineligible to participate in covered transactions. To verify the eligibility of its principals, as well as the eligibility of any lower tier prospective participants, each participant may, but is not required to, check the Excluded Parties List System website (<https://www.epls.gov/>), which is compiled by the General Services Administration.

h. Nothing contained in the foregoing shall be construed to require establishment of a system of records in order to render in good faith the certification required by this clause. The knowledge and information of participant is not required to exceed that which is normally possessed by a prudent person in the ordinary course of business dealings.

i. Except for transactions authorized under paragraph e of these instructions, if a participant in a covered transaction knowingly enters into a lower tier covered transaction with a person who is suspended, debarred, ineligible, or voluntarily excluded from participation in this transaction, in addition to other remedies available to the Federal Government, the department or agency with which this transaction originated may pursue available remedies, including suspension and/or debarment.

\* \* \* \* \*

**Certification Regarding Debarment, Suspension, Ineligibility and Voluntary Exclusion--Lower Tier Participants:**

1. The prospective lower tier participant certifies, by submission of this proposal, that neither it nor its principals is presently debarred, suspended, proposed for debarment, declared ineligible, or voluntarily excluded from participating in covered transactions by any Federal department or agency.

2. Where the prospective lower tier participant is unable to certify to any of the statements in this certification, such prospective participant shall attach an explanation to this proposal.

\* \* \* \* \*

**XI. CERTIFICATION REGARDING USE OF CONTRACT FUNDS FOR LOBBYING**

This provision is applicable to all Federal-aid construction contracts and to all related subcontracts which exceed \$100,000 (49 CFR 20).

1. The prospective participant certifies, by signing and submitting this bid or proposal, to the best of his or her knowledge and belief, that:

a. No Federal appropriated funds have been paid or will be paid, by or on behalf of the undersigned, to any person for influencing or attempting to influence an officer or employee of any Federal agency, a Member of

Congress, an officer or employee of Congress, or an employee of a Member of Congress in connection with the awarding of any Federal contract, the making of any Federal grant, the making of any Federal loan, the entering into of any cooperative agreement, and the extension, continuation, renewal, amendment, or modification of any Federal contract, grant, loan, or cooperative agreement.

b. If any funds other than Federal appropriated funds have been paid or will be paid to any person for influencing or attempting to influence an officer or employee of any Federal agency, a Member of Congress, an officer or employee of Congress, or an employee of a Member of Congress in connection with this Federal contract, grant, loan, or cooperative agreement, the undersigned shall complete and submit Standard Form-LLL, "Disclosure Form to Report Lobbying," in accordance with its instructions.

2. This certification is a material representation of fact upon which reliance was placed when this transaction was made or entered into. Submission of this certification is a prerequisite for making or entering into this transaction imposed by 31 U.S.C. 1352. Any person who fails to file the required certification shall be subject to a civil penalty of not less than \$10,000 and not more than \$100,000 for each such failure.

3. The prospective participant also agrees by submitting its bid or proposal that the participant shall require that the language of this certification be included in all lower tier subcontracts, which exceed \$100,000 and that all such recipients shall certify and disclose accordingly.

**ATTACHMENT A - EMPLOYMENT AND MATERIALS PREFERENCE FOR APPALACHIAN DEVELOPMENT HIGHWAY SYSTEM OR APPALACHIAN LOCAL ACCESS ROAD CONTRACTS**

This provision is applicable to all Federal-aid projects funded under the Appalachian Regional Development Act of 1965.

1. During the performance of this contract, the contractor undertaking to do work which is, or reasonably may be, done as on-site work, shall give preference to qualified persons who regularly reside in the labor area as designated by the DOL wherein the contract work is situated, or the subregion, or the Appalachian counties of the State wherein the contract work is situated, except:

a. To the extent that qualified persons regularly residing in the area are not available.

b. For the reasonable needs of the contractor to employ supervisory or specially experienced personnel necessary to assure an efficient execution of the contract work.

c. For the obligation of the contractor to offer employment to present or former employees as the result of a lawful collective bargaining contract, provided that the number of nonresident persons employed under this subparagraph (1c) shall not exceed 20 percent of the total number of employees employed by the contractor on the contract work, except as provided in subparagraph (4) below.

2. The contractor shall place a job order with the State Employment Service indicating (a) the classifications of the laborers, mechanics and other employees required to perform the contract work, (b) the number of employees required in each classification, (c) the date on which the participant estimates such employees will be required, and (d) any other pertinent information required by the State Employment Service to complete the job order form. The job order may be placed with the State Employment Service in writing or by telephone. If during the course of the contract work, the information submitted by the contractor in the original job order is substantially modified, the participant shall promptly notify the State Employment Service.

3. The contractor shall give full consideration to all qualified job applicants referred to him by the State Employment Service. The contractor is not required to grant employment to any job applicants who, in his opinion, are not qualified to perform the classification of work required.

4. If, within one week following the placing of a job order by the contractor with the State Employment Service, the State Employment Service is unable to refer any qualified job applicants to the contractor, or less than the number requested, the State Employment Service will forward a certificate to the contractor indicating the unavailability of applicants. Such certificate shall be made a part of the contractor's permanent project records. Upon receipt of this certificate, the contractor may employ persons who do not normally reside in the labor area to fill positions covered by the certificate, notwithstanding the provisions of subparagraph (1c) above.

5. The provisions of 23 CFR 633.207(e) allow the contracting agency to provide a contractual preference for the use of mineral resource materials native to the Appalachian region.

6. The contractor shall include the provisions of Sections 1 through 4 of this Attachment A in every subcontract for work which is, or reasonably may be, done as on-site work.

## Contract Provision - Cargo Preference Requirements

In accordance with Title 46 CFR § 381.7 (b), the contractor agrees—

“(1) To utilize privately owned United States-flag commercial vessels to ship at least 50 percent of the gross tonnage (computed separately for dry bulk carriers, dry cargo liners, and tankers) involved, whenever shipping any equipment, material, or commodities pursuant to this contract, to the extent such vessels are available at fair and reasonable rates for United States-flag commercial vessels.

(2) To furnish within 20 days following the date of loading for shipments originating within the United States or within 30 working days following the date of loading for shipments originating outside the United States, a legible copy of a rated, ‘on-board’ commercial ocean bill-of-lading in English for each shipment of cargo described in paragraph (b) (1) of this section to both the Contracting Officer (through the prime contractor in the case of subcontractor bills-of-lading) and to the Division of National Cargo, Office of Market Development, Maritime Administration, Washington, DC 20590.

(3) To insert the substance of the provisions of this clause in all subcontracts issued pursuant to this contract.”

Provisions (1) and (2) apply to materials or equipment that are acquired solely for the project. The two provisions do not apply to goods or materials that come into inventories independent of the project, such as shipments of Portland cement, asphalt cement, or aggregates, when industry suppliers and contractors use these materials to replenish existing inventories.

**MINIMUM WAGES FOR FEDERAL AND FEDERALLY  
ASSISTED CONSTRUCTION CONTRACTS**

This project is funded, in part, with Federal-aid funds and, as such, is subject to the provisions of the Davis-Bacon Act of March 3, 1931, as amended (46 Sta. 1494, as amended, 40 U.S.C. 276a) and of other Federal statutes referred to in a 29 CFR Part 1, Appendix A, as well as such additional statutes as may from time to time be enacted containing provisions for the payment of wages determined to be prevailing by the Secretary of Labor in accordance with the Davis-Bacon Act and pursuant to the provisions of 29 CFR Part 1. The prevailing rates and fringe benefits shown in the General Wage Determination Decisions issued by the U.S. Department of Labor shall, in accordance with the provisions of the foregoing statutes, constitute the minimum wages payable on Federal and federally assisted construction projects to laborers and mechanics of the specified classes engaged on contract work of the character and in the localities described therein.

General Wage Determination Decisions, modifications and supersedes decisions thereto are to be used in accordance with the provisions of 29 CFR Parts 1 and 5. Accordingly, the applicable decision, together with any modifications issued, must be made a part of every contract for performance of the described work within the geographic area indicated as required by an applicable DBRA Federal prevailing wage law and 29 CFR Part 5. The wage rates and fringe benefits contained in the General Wage Determination Decision shall be the minimum paid by contractors and subcontractors to laborers and mechanics.