


TRANSPORTATION BULLETIN



Illinois Department of Transportation

ADDENDUM NO. 1

Dated: June 1, 2012

**For: Transportation Bulletin
Volume 15, No. 19, Dated: May 11, 2012**

Letting Date: June 15, 2012

Item 20A- Replace Perimeter Fence, Phase 1

Chicago Rockford International Airport
Rockford, Winnebago County, Illinois
IL Project Number: RFD- 4184
AIP Project Number: 3-17-0088-XX
Contract Number:RO021

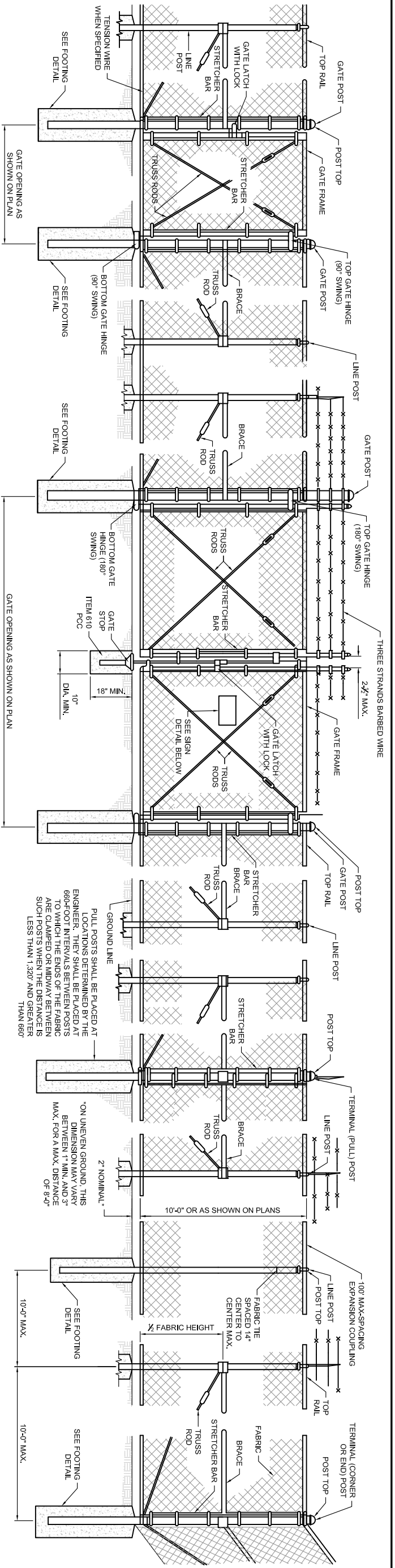
Reason For Addendum

Revision to wildlife deterrent barrier on sheet 17 of the Plans to allow standard 4' width for buried fence fabric.

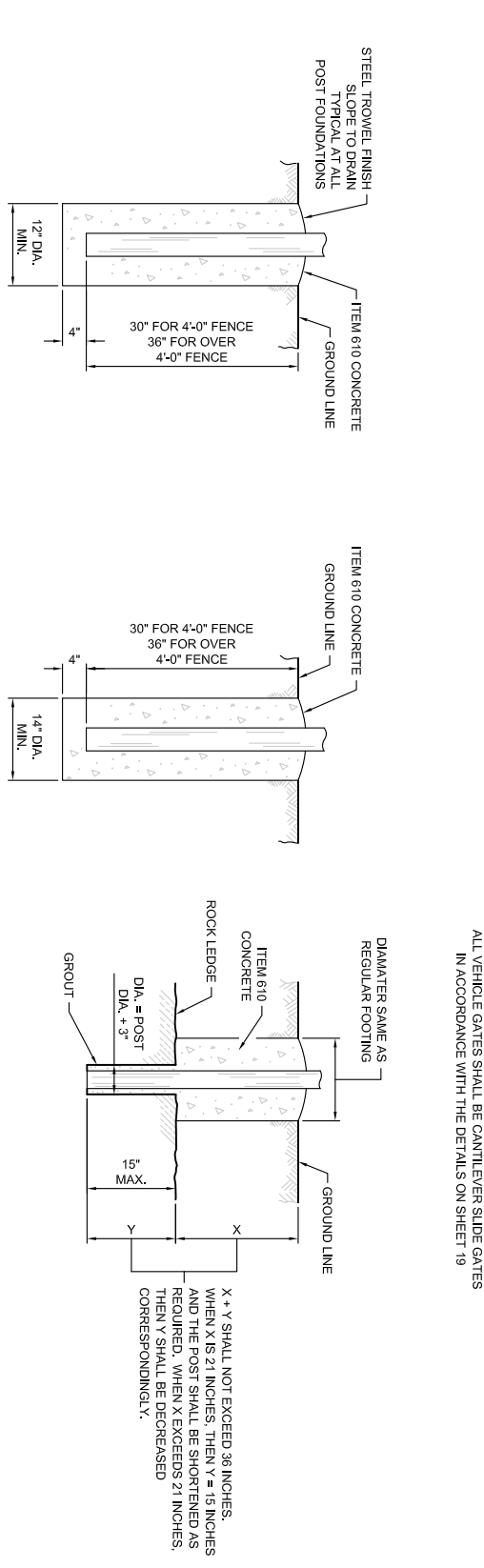
To All Plan Holders

Construction Plans

Replace Sheet 17 with revised Sheet 17.



PEDESTRIAN GATE ARRANGEMENT



VEHICLE GATE ARRANGEMENT

ALL VEHICLE GATES SHALL BE CANTILEVER SLIDE GATES IN ACCORDANCE WITH THE DETAILS ON SHEET 19

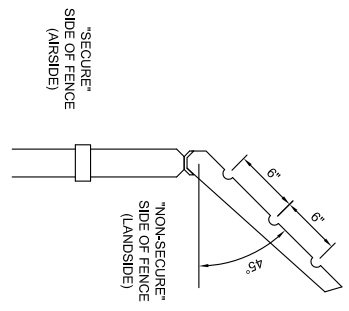
PULL POST ARRANGEMENT

PULL POSTS SHALL BE PLACED AT LOCATIONS DETERMINED BY THE ENGINEER. THEY SHALL BE PLACED AT 600-FOOT INTERVALS BETWEEN POSTS TO WHICH THE ENDS OF THE FABRIC ARE CLAMPED OR MIDWAY BETWEEN SUCH POSTS WHEN THE DISTANCE IS LESS THAN 1,320' AND GREATER THAN 660'

LINE POST ARRANGEMENT

ON UNEVEN GROUND, THIS DIMENSION MAY VARY BETWEEN 1' MIN. AND 3' MAX. FOR A MAX. DISTANCE OF 8'-4"

CORNER OR END POST ARRANGEMENT

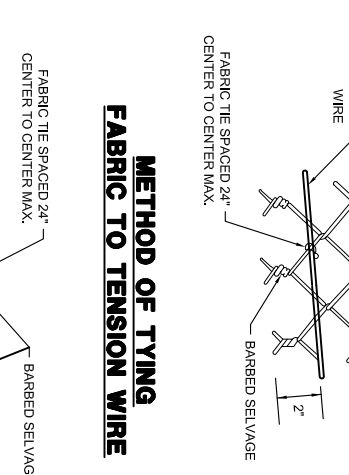


DETAIL - BARBED WIRE ARM ON LINE POST

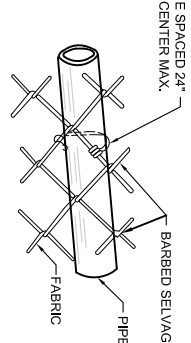
FOOTING FOR POST IN ROCK LEDGE

WILDLIFE DETERRENT BARRIER NOTES:

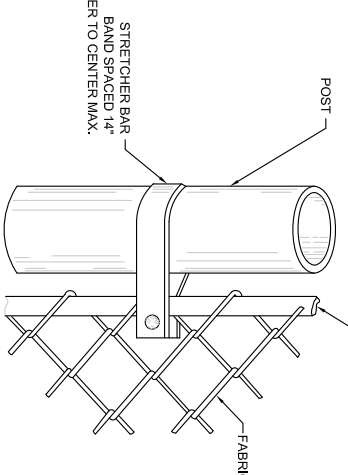
1. MAINTAIN SECURITY FENCE INTEGRITY AT ALL TIMES. DO NOT LEAVE EXCAVATIONS UNDER FENCE FABRIC WHICH WOULD PERMIT ACCESS.
2. DEPTH OF EXCAVATION SHALL BE INSPECTED AND APPROVED BY THE ENGINEER PRIOR TO PLACEMENT OF THE WILDLIFE DETERRENT BARRIER.
3. END JOINTS BETWEEN ADJACENT SECTIONS OF WIRE FABRIC MUST BE LAPPED 4" AND TIED WITH GALVANIZED WIRE TIES AT 2'-0" ON CENTER AND AT EDGES.
4. WILDLIFE DETERRENT BARRIER SHALL BE THE SAME AS THE CHAIN-LINK FENCE FABRIC EXCEPT THAT THE WILDLIFE DETERRENT BARRIER IS NOT REQUIRED TO BE VINYL COATED.
5. AREA DISTURBED BY BARRIER INSTALLATION SHALL BE SEEDED AND MULCHED (AR901510 AND AR908510)



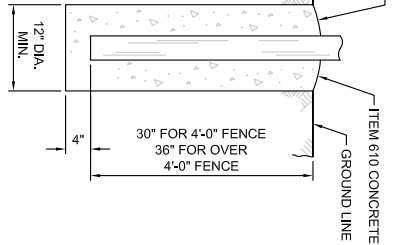
METHOD OF TYING FABRIC TO TENSION WIRE



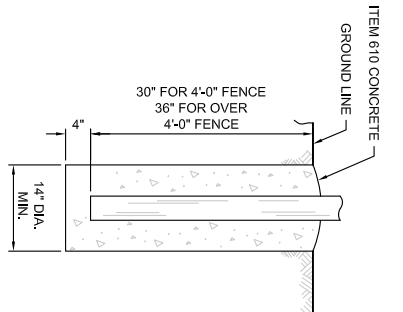
METHOD OF TYING FABRIC TO PIPE



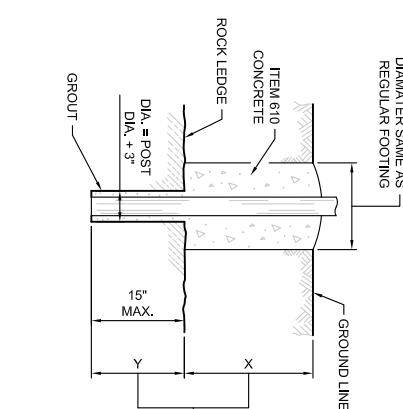
METHOD OF FASTENING STRETCHER BAR TO POST



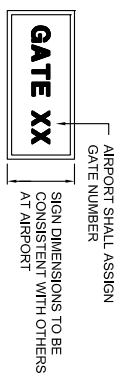
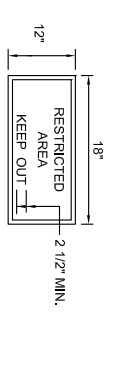
FOOTING FOR LINE POST



FOOTING FOR GATE & TERMINAL POST



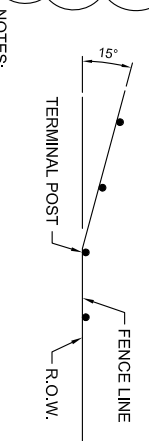
FOOTING FOR POST IN ROCK LEDGE



NOTES:

1. EACH GATE SHALL REQUIRE ONE 'RESTRICTED' SIGN AND ONE 'NUMBER' SIGN. AIRPORT SHALL PROVIDE GATE NUMBER. EVERY 100' OF FENCE SHALL REQUIRE ONE 'RESTRICTED' SIGN. COST INCIDENTAL TO FENCE.
2. 0.08 GA ALUMINUM ALLOY SHEET. LETTERING SHALL BE RED ON A WHITE BACKGROUND.

SIGN DETAILS



INSTALLATION AT CORNERS



TERMINAL POST

| <p>IL CONTRACT: RO021 IL LETTING ITEM: 20A IL PROJECT: RFD-4184 A.I.P. PROJECT: 3-17-0088-XX</p> | | <p>SURVEY BOOK # 11258-04-00</p> | | | | | | | |
|---|-----|---|----|------|---|-----|------------|---|--|
| <p>REVISIONS</p> <table border="1"> <tr> <th>NUMBER</th> <th>BY</th> <th>DATE</th> </tr> <tr> <td>1</td> <td>SMS</td> <td>06/01/2012</td> </tr> </table> | | NUMBER | BY | DATE | 1 | SMS | 06/01/2012 | <p>THIS BAR IS EQUAL TO 2" AT FULL SCALE (34X22).</p> | |
| NUMBER | BY | DATE | | | | | | | |
| 1 | SMS | 06/01/2012 | | | | | | | |
| <p>GREATER ROCKFORD AIRPORT AUTHORITY CHICAGO ROCKFORD INTERNATIONAL AIRPORT ROCKFORD, IL</p> | | | | | | | | | |
| <p>REPLACE PERIMETER FENCE, PHASE 1</p> | | | | | | | | | |
| <p>FENCING DETAILS SHEET 1</p> | | | | | | | | | |
| <p>DESIGN BY: SMS DRAWN BY: CMT CHECKED BY: SMS APPROVED BY: DLP</p> | | <p>DATE: 04/20/2012 JOB No: 11258-04-00/06</p> | | | | | | | |
| <p>© Copyright CMT, Inc. CMT CRAWFORD, MURPHY & TILLY, INC. CONSULTING ENGINEERS License No. 184-000613</p> | | <p>CHICAGO ROCKFORD INTERNATIONAL AIRPORT</p> | | | | | | | |
| <p>FINAL</p> | | | | | | | | | |
| <p>SHEET 17 OF 19 SHEETS</p> | | | | | | | | | |