TRENCH FRAME & SOLID COVER DETAILS

NOT TO SCALE

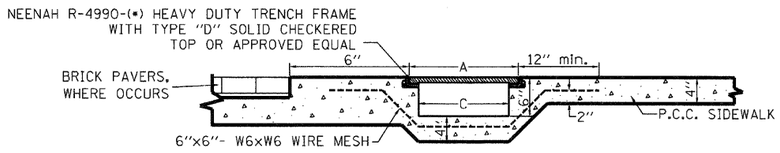

COST OF FURNISHING AND INSTALLING WIRE MESH SHALL BE INCLUDED IN THE PRICE FOR TRENCH FRAME & SOLID COVER (TYPE D).
COST OF FURNISHING AND INSTALLING REBAR AND CONSTRUCTING CURB OPENING SHALL BE INCLUDED IN THE PRICE FOR TRENCH FRAME & SOLID COVER.

DIMENSION (INCHES)

TYPE(*)	A	C
R-4990-C	12"	10"

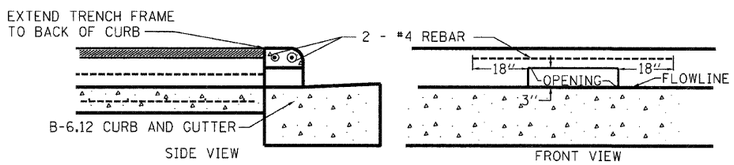

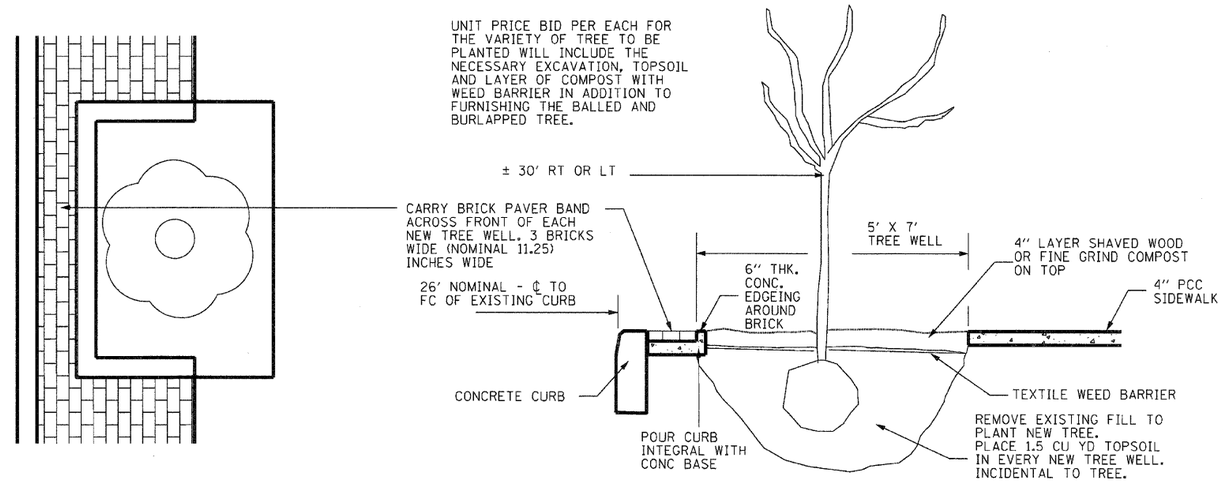

PLAN **SECTION**

INLETS, SPECIAL, TYPE E

NTS

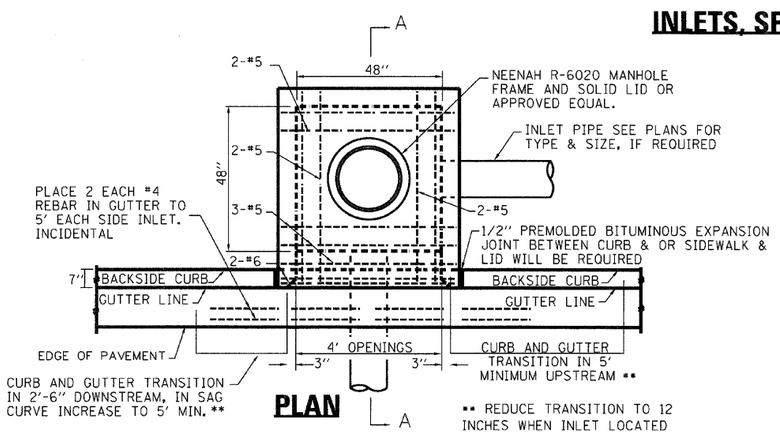

PLAN

** REDUCE TRANSITION TO 12 INCHES WHEN INLET LOCATED ADJACENT TO HANDICAP RAMP

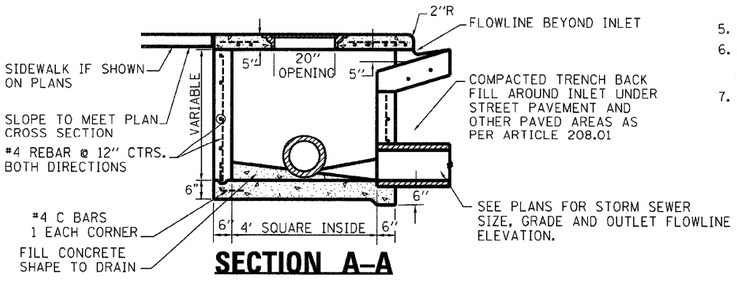

SECTION A-A

NOTES

1. THE CONTRACT UNIT PRICE FOR INLETS, SPECIAL, TYPE E SHALL INCLUDE THE COST OF THE FRAME AND LID AS SHOWN, THE REINFORCED CONCRETE COVER, EXCAVATION AND FURNISHING AND COMPACTING THE SPECIFIED BACKFILL MATERIAL. ADDITIONALLY IT WILL BE NECESSARY TO MEET ALL OTHER REQUIREMENTS OF SECTION 602 OF THE STANDARD SPECIFICATIONS.
2. FRONT EDGE OF TOP SLAB SHALL CONFORM WITH THE RADIUS OF ADJACENT CURB WHERE INLET IS LOCATED WITHIN CURB RETURNS AT INTERSECTIONS.
3. #4 REBARS SHALL BE PLACED HORIZONTALLY & VERTICALLY AT 12" CENTERS IN WALLS ALL AROUND, WITH 18" X 18" C BARS AT CORNERS.
4. IN LIEU OF C BARS, CONTRACTOR MAY DRILL HOLES 6" DEEP IN BOTTOM SLAB TO HOLD VERTICAL #4 REBARS IN THE WALLS.
5. COST OF REINFORCING BARS INCIDENTAL.
6. WHEN INLET TOP IS NOT CAST IN PLACE, TOP SHALL BE PLACED IN A FULL BED OF MORTAR.
7. CLASS SI CONCRETE SHALL BE USED THROUGHOUT.

#4 C BARS

SEPT 97

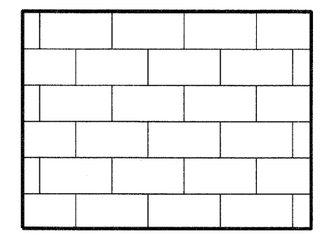

RUNNING BOND BRICK PAVING PATTERN

NTS

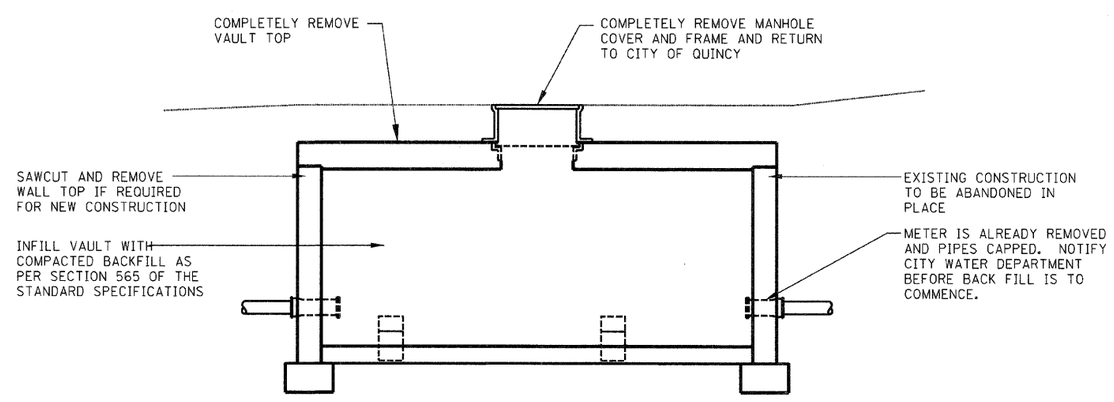

DOMESTIC METER VAULT REMOVAL

FILE NAME = D6XXXX-sht-35-Details	USER NAME = MDL	DESIGNED -	REVISED -	STATE OF ILLINOIS DEPARTMENT OF TRANSPORTATION
		DRAWN -	REVISED -	
	PLOT SCALE = NTS	CHECKED -	REVISED -	
	PLOT DATE = $DATE$	DATE -	REVISED -	

DETAILS

SCALE: NTS | SHEET NO. 2 OF 7 SHEETS

F.A.P. RTE.	SECTION	COUNTY	TOTAL SHEETS	SHEET NO.
63	09-00309-00-LS	ADAMS	39	35
		CONTRACT NO. 93578		
		ILLINOIS FED. AID PROJECT		