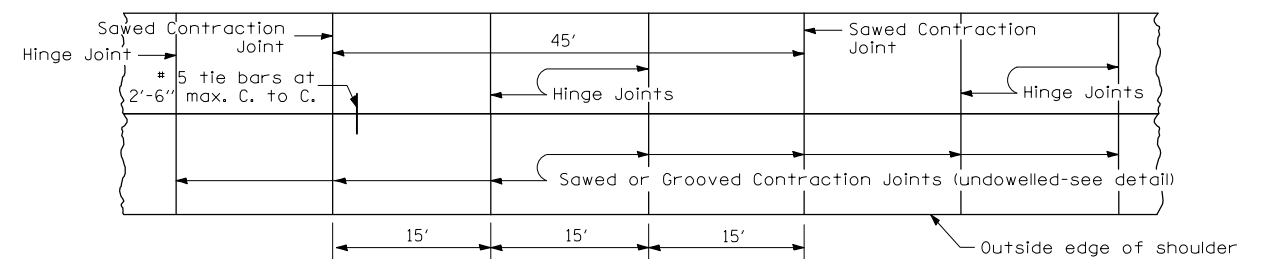
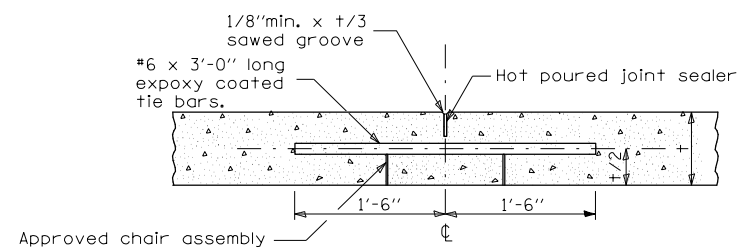


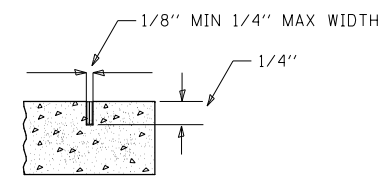
PLAN
EXISTING JOINTED PORTLAND CEMENT CONCRETE PAVEMENT



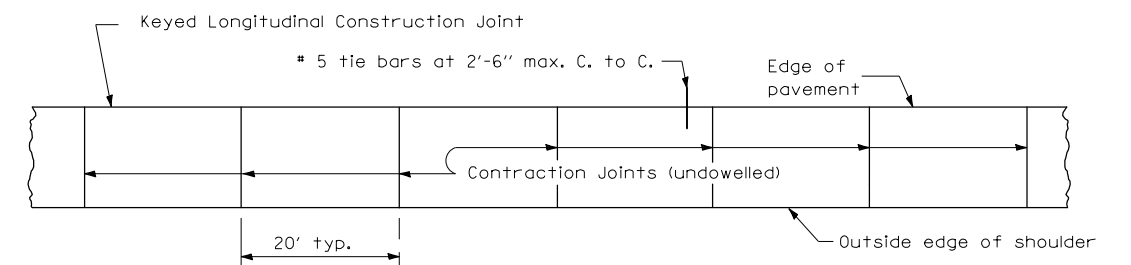
PLAN
TYPICAL P.C.C. PAVED SHOULDER ADJACENT TO JOINTED PAVEMENT



DETAIL OF HINGE JOINT



DETAIL OF
Sawed or Grooved
Contraction Joint
For
TYPICAL P.C.C. PAVED SHOULDER



PLAN
TYPICAL P.C.C. PAVED SHOULDER ADJACENT TO CONTINUOUSLY REINFORCED PAVEMENT

GENERAL NOTE

#4 tie bars may be used when the pavement is less than 9" thick.

FILE NAME =	USER NAME = bergana.j	DESIGNED -	REVISED -
et:\pw\work\p\idot\bergana.j\d0302063\0570973-sht-details.dgn		DRAWN -	REVISED -
PLOT SCALE = 40.0000' / in.		CHECKED -	REVISED -
PLOT DATE = 3/22/2012		DATE -	REVISED -

STATE OF ILLINOIS
DEPARTMENT OF TRANSPORTATION

DETAILS OF EXISTING JOINTED P.C.C. PAVEMENT (HINGE-JOINTED)
AND ADJACENT P.C.C. SHOULDER

SCALE: N/A SHEET NO. 1 OF 1 SHEETS STA. N/A TO STA. N/A

F.A.I. RTE.	SECTION	COUNTY	TOTAL SHEETS	SHEET NO.
39	D5 PATCHING 2013-1	MCLEAN	19	19
CONTRACT NO. 70973				
ILLINOIS FED. AID PROJECT				