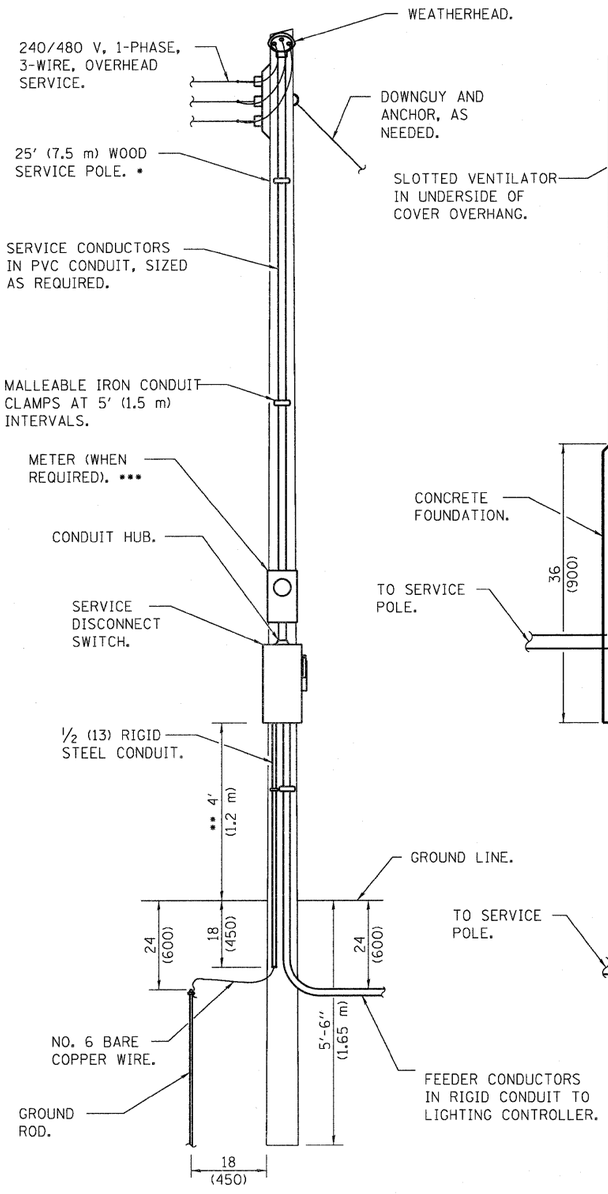

ELECTRIC SERVICE INSTALLATION

- • SIZE LARGER AS NEEDED.
- •• OR AS DIRECTED BY UTILITY COMPANY.
- ••• WHEN COLD SEQUENCING IS REQUIRED, PROVIDE A METER DISCONNECT SWITCH AS DIRECTED BY UTILITY COMPANY.

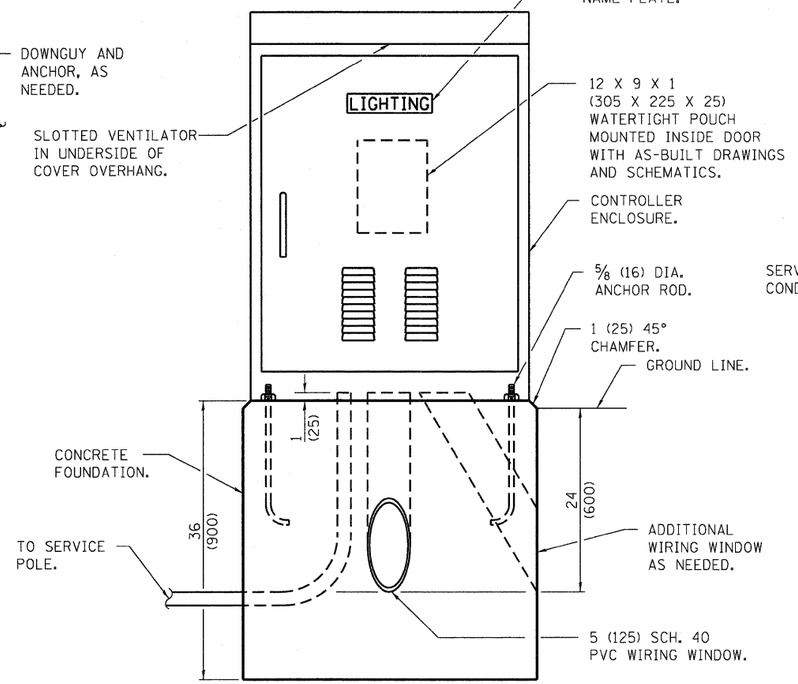

LIGHTING CONTROLLER

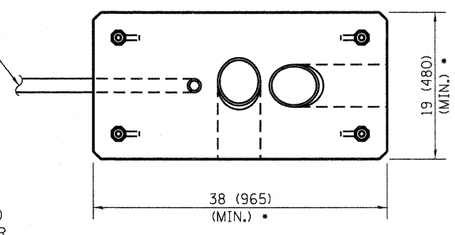

FOUNDATION (PLAN)

(WORK PAD NOT SHOWED.)



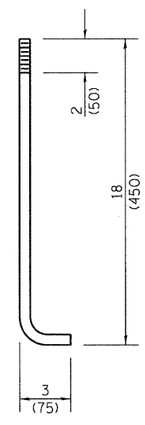

ANCHOR ROD DETAIL

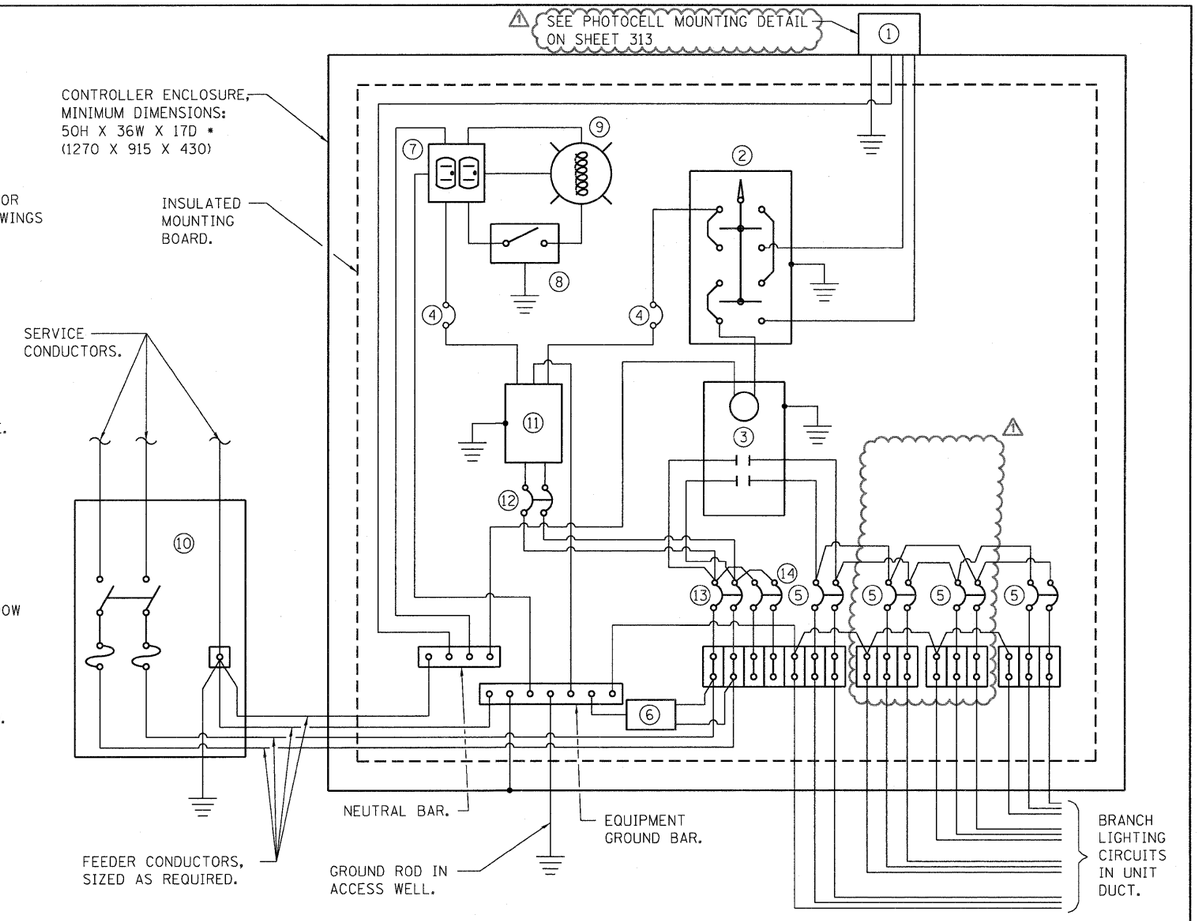

CONTROL SCHEMATIC

1. PHOTOCELL WITH INTEGRAL SURGE ARRESTER.
2. HAND-OFF-AUTO SELECTOR SWITCH.
3. 100 AMP•, ELECTRICALLY HELD CONTACTOR.
4. 15 AMP, 1-POLE CIRCUIT BREAKER.
5. 20 AMP•, 2-POLE CIRCUIT BREAKER (TWO SPARES REQUIRED BUT NOT SHOWN).
6. SURGE ARRESTOR.
7. GFCI DUPLEX RECEPTACLE.
8. SINGLE-POLE, SINGLE-THROW SWITCH.
9. INCANDESCENT LUMINAIRE, ENCLOSED AND GASKETTED WITH 100 WATT LAMP.
10. SERVICE DISCONNECT SWITCH - 2-POLE, 3-WIRE, 100 AMP•, FUSED AT 100 AMP•, SOLID NEUTRAL IN NEMA 4X ENCLOSURE HAVING LOCKABLE EXTERNAL HANDLE.
11. TRANSFORMER - 1KVA•, 480V PRIMARY, 120/240V SECONDARY, SINGLE-PHASE, 60HZ.
12. 15 AMP, 2-POLE CIRCUIT BREAKER.
13. 100 AMP•, 2-POLE CIRCUIT BREAKER.
14. 30 AMP, 2-POLE CIRCUIT BREAKER

• SIZE LARGER AS NEEDED.

ALL DIMENSIONS ARE IN INCHES (MILLIMETERS) UNLESS OTHERWISE SHOWN.

LIGHTING CONTROLLER BASE MOUNTED, 480V

© Copyright CMT, Inc.

CMT
CRAWFORD, MURPHY & TILLY, INC.
CONSULTING ENGINEERS
License No. 184-000613

USER NAME = Jason Dove	DESIGNED - AS	REVISED - 1 04/17/2012	
FILE NAME: D264515-sht-light514.dgn	DRAWN - JWD	REVISED -	
PLOT SCALE = 20.0000 ' / in.	CHECKED - AB	REVISED -	
PLOT DATE = 4/18/2012 - 6:18:26 PM	DATE - 01/25/2012	REVISED -	

STATE OF ILLINOIS
DEPARTMENT OF TRANSPORTATION

ROADWAY LIGHTING DETAIL
LIGHTING CONTROLLER BASE MOUNTED

SCALE: N/A | SHEET 18 OF 20 SHEETS | STA. TO STA.

F.A.P. RTE.	SECTION	COUNTY	TOTAL SHEETS	SHEET NO.
742	34R	WINNEBAGO	491	314

CONTRACT NO. 64515

ILLINOIS FED. AID PROJECT

DIRECTORY = L:\ROCKFORD\1126004\Dgns\CADD_Sheets\D264515_Missman\...