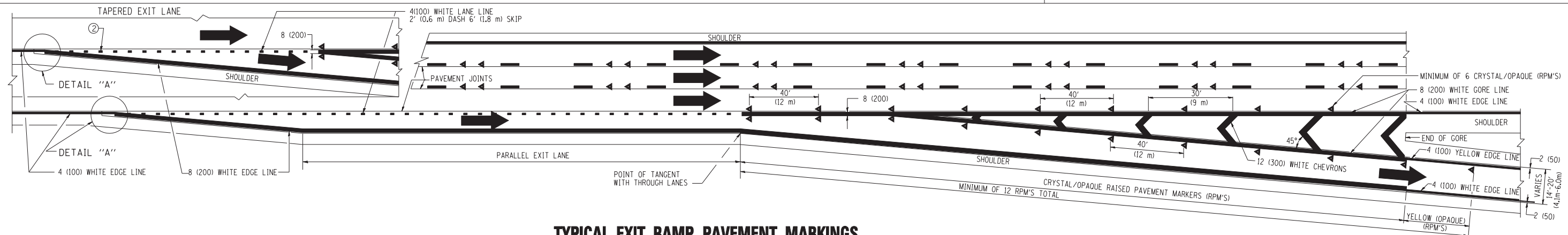
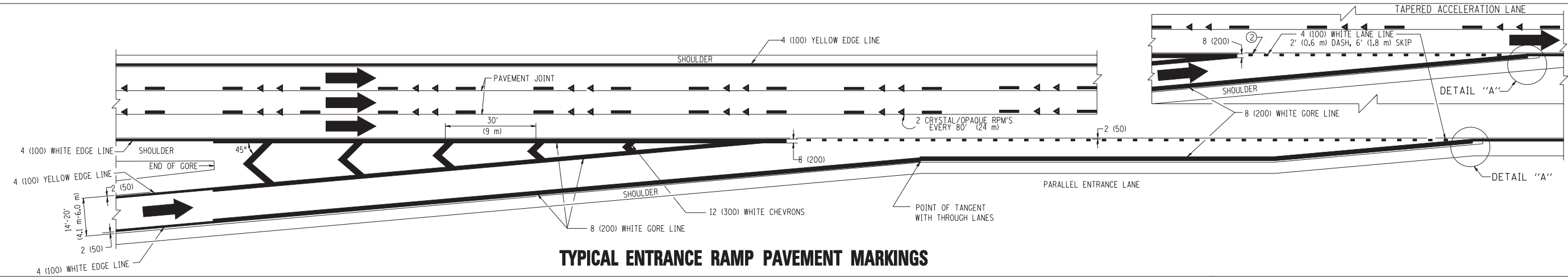


TYPICAL EDGE LINES & LANE LINES

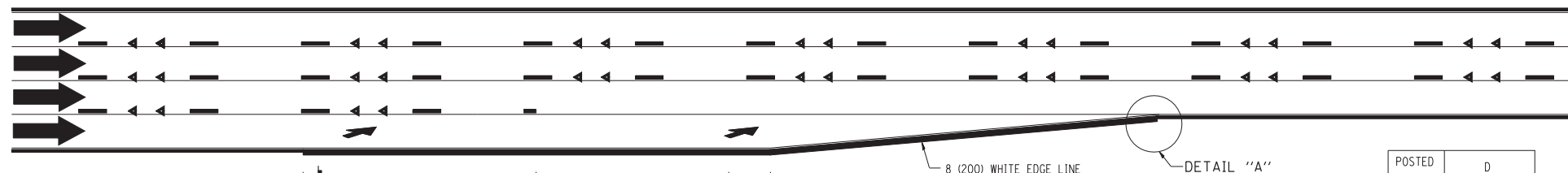
- PAVEMENT MARKING MATERIALS**
1. THERMO PLASTIC PAVEMENT MARKING LINE SHALL BE USED FOR THE EDGE LINES, GORE LINES, AND DIAGONAL LINES ON BITUMINOUS PAVEMENT ONLY.
 2. PREFORMED PLASTIC TYPE B PAVEMENT MARKING LINE SHALL BE USED FOR ALL LANE LINES ON BITUMINOUS PAVEMENT.
 3. POLYUREA PAVEMENT MARKING SHALL BE USED FOR ALL MARKINGS ON PCC.



TYPICAL EXIT RAMP PAVEMENT MARKINGS

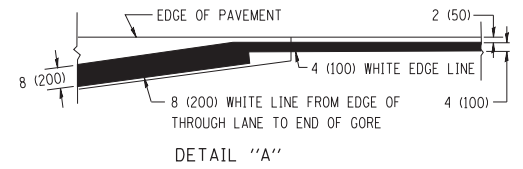


TYPICAL ENTRANCE RAMP PAVEMENT MARKINGS



LANE REDUCTION PAVEMENT MARKINGS

POSTED SPEED LIMIT	D DISTANCE
45 MPH	750' (230 m)
55 MPH	950' (290 m)
65 MPH	1200' (365 m)



- NOTES:**
- ① THE DIAGONAL LINES SHALL BE SPACED AT 40' (12 m) C-C ACROSS ALL STRUCTURES WHICH ARE 500' (150 m) OR LESS IN LENGTH. THE DIAGONAL LINES ARE NOT REQUIRED ON SHOULDERS WHICH ARE 6' (1.8 m) OR LESS IN WIDTH.
 - ② 4" (2' DASH, 6' SKIP) MARKING ON TAPERED ENTRANCE AND EXIT RAMP SHALL BE OMITTED ON TANGENT SECTIONS.

FILE NAME =	USER NAME = l1950	DESIGNED - D.W.S.	REVISED - D.W.S. 07-96
cr:\pw\work\PWIDOT\LEYSAN\0108315\1c12.dgn		DRAWN -	REVISED - J.A.F. 02-06
	PLOT SCALE = 50.000' / IN.	CHECKED -	REVISED - S.P.B. 01-07
	PLOT DATE = 1/22/2010	DATE - 01-90	REVISED - S.P.B. 01-10

**STATE OF ILLINOIS
DEPARTMENT OF TRANSPORTATION**

**MULTI-LANE FREEWAY
PAVEMENT MARKING DETAILS**

SCALE: NONE SHEET NO. 1 OF 2 SHEETS STA. TO STA.

F.A.I. RTE.	SECTION	COUNTY	TOTAL SHEETS	SHEET NO.
55	112-636T	COOK	36	29
TC-12		CONTRACT NO. 60T37		
FED. ROAD DIST. NO. 1 ILLINOIS FED. AID PROJECT				