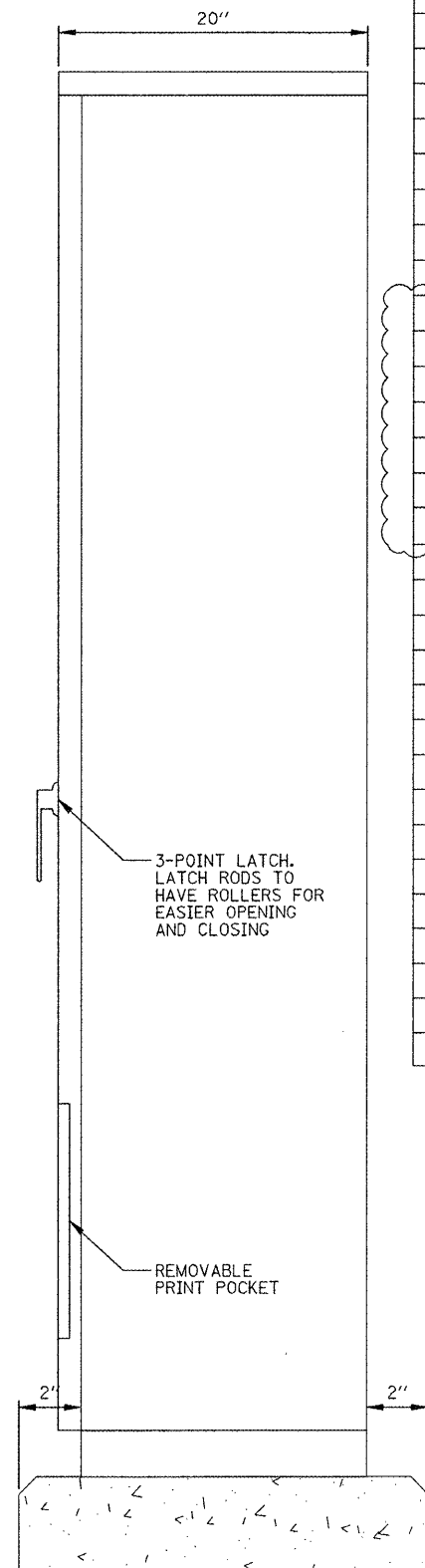
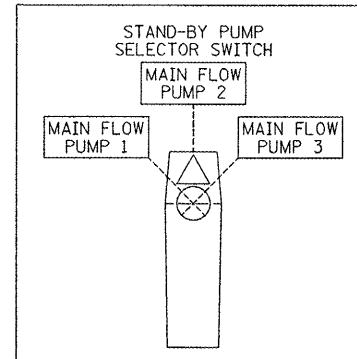


1 CONTROL PANEL CP47 FRONT VIEW  
NOT TO SCALE

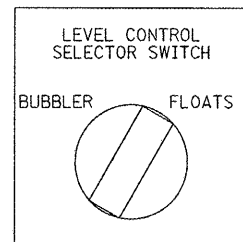


2 CONTROL PANEL CP47 SIDE VIEW  
NOT TO SCALE

ITEM	NAMEPLATE SCHEDULE
A	CONTROL PANEL CP47
B	SCADA SYSTEM AUDIBLE ALARM
C	BAR RACK DIFFERENTIAL LEVEL (Ft.)
D	AUDIBLE ALARM TEST PUSHBUTTON
E	PS47 TOTAL FLOW (gpm)
F	WET WELL LEVEL (Ft.)
G	-- SEE DETAIL NO. 3 --
H	CONTROL PANEL PILOT LIGHT TEST
I	-- SEE DETAIL NO. 4 --
J	ALARM ACKNOWLEDGE
K	WET WELL HIGH WATER ALARM (682.30 FT)
L	LAG PUMP START (680.00 FT)
M	LEAD PUMP START/LOW FLOW PUMP STOP (678.00 FT)
N	LOW FLOW PUMP START (676.00 FT)
O	MAIN FLOW PUMPS RUN INHIBIT (674.00 FT)
P	LOW FLOW PUMP STOP (672.00 FT)
Q	WET WELL LOW WATER ALARM (671.50 FT)
R	RECIRCULATION FLOW METER (gpm)
S	PUMP OPERATION VIA BUBBLER CONTROL
T	PUMP OPERATION VIA FLOAT CONTROL
U	LOW FLOW PUMP CALLED FOR
V	LEAD PUMP CALLED FOR
W	LAG PUMP CALLED FOR
X	MAIN FLOW PUMP NO. 1 CALLED FOR
Y	MAIN FLOW PUMP NO. 2 CALLED FOR
Z	MAIN FLOW PUMP NO. 3 CALLED FOR
AA	RECIRCULATION PIPE VALVE OPEN
BB	RECIRCULATION PIPE VALVE STOP
CC	RECIRCULATION PIPE VALVE CLOSE
DD	RECIRCULATION PIPE VALVE FULLY OPEN
EE	RECIRCULATION PIPE VALVE FULLY CLOSED
FF	RECIRCULATION PIPE VALVE LOCAL/OFF/REMOTE



3 STAND-BY PUMP SELECTOR SWITCH (HS-008) DETAIL  
NOT TO SCALE



4 LEVEL CONTROL SELECTOR SWITCH (HS-705) DETAIL  
NOT TO SCALE

ITEM	DEVICE DESCRIPTION	DEVICE COLOR
1	INDICATING LIGHT	RED
2	INDICATING LIGHT	YELLOW
3	ALARM BUZZER	
4	DIGITAL METER	
5	PUSH BUTTON	RED
6	PUSH BUTTON	GREEN
7	3 POSITION PISTOL GRIP TYPE SELECTOR SWITCH	
8	2 POSITION SELECTOR SWITCH	
9	INDICATING LIGHT	GREEN

1	SERVICE NO. 1 POWER FAILURE	SERVICE NO. 2 POWER FAILURE	CONTROL PANEL A/C POWER FAILURE	SCADA PANEL A/C POWER FAILURE	MAIN FLOW PUMP NO. 1 FAILURE	MAIN FLOW PUMP NO. 2 FAILURE	MAIN FLOW PUMP NO. 3 FAILURE	LOW FLOW PUMP FAILURE	8
9	SPARE FOR FUTURE (NOTE 5)	SPARE FOR FUTURE (NOTE 5)	SPARE FOR FUTURE (NOTE 5)	SCADA PANEL PLC TROUBLE	MAIN FLOW PUMP NO. 1 MOTOR WINDING TEMP/MOISTURE HIGH	MAIN FLOW PUMP NO. 2 MOTOR WINDING TEMP/MOISTURE HIGH	MAIN FLOW PUMP NO. 3 MOTOR WINDING TEMP/MOISTURE HIGH	LOW FLOW PUMP MOTOR WINDING TEMP/MOISTURE HIGH	16
17	ATS FAILURE	PRIMARY BUBBLER SYSTEM FAILURE	SPARE FOR FUTURE (NOTE 5)	SCADA PANEL PLC FAILURE	MAIN FLOW PUMP NO. 1 OVERLOAD TRIP	MAIN FLOW PUMP NO. 2 OVERLOAD TRIP	MAIN FLOW PUMP NO. 3 OVERLOAD TRIP	LOW FLOW PUMP OVERLOAD TRIP	24
25	ATS IN BYPASS MODE	SECONDARY BUBBLER SYSTEM FAILURE	COMBUSTIBLE GAS MONITOR TROUBLE	SCADA PANEL UPS LOW BATTERY	WET WELL HIGH WATER LEVEL	DISCHARGE CHAMBER HIGH WATER LEVEL	ELECTRICAL ROOM HIGH TEMPERATURE	DRY WELL HIGH TEMPERATURE	32
33	FIRE PANEL TROUBLE	INTRUSION/AEGIS SYSTEM TROUBLE	COMBUSTIBLE GAS PRESENT	SCADA PANEL UPS FAULT/OVERLOAD	WET WELL LOW WATER LEVEL	BAR RACK CLOGGED	ELECTRICAL ROOM LOW TEMPERATURE	DRY WELL LOW TEMPERATURE	40
41	FIRE PANEL ALARM	INTRUSION ALARM	IL 59 PAVEMENT FLOODED	SPARE FOR FUTURE (NOTE 5)	DRY WELL FLOODING ALARM	DRY WELL SUMP PUMP FAILURE	SPARE FOR FUTURE (NOTE 5)	SPARE FOR FUTURE (NOTE 5)	48