
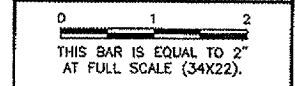
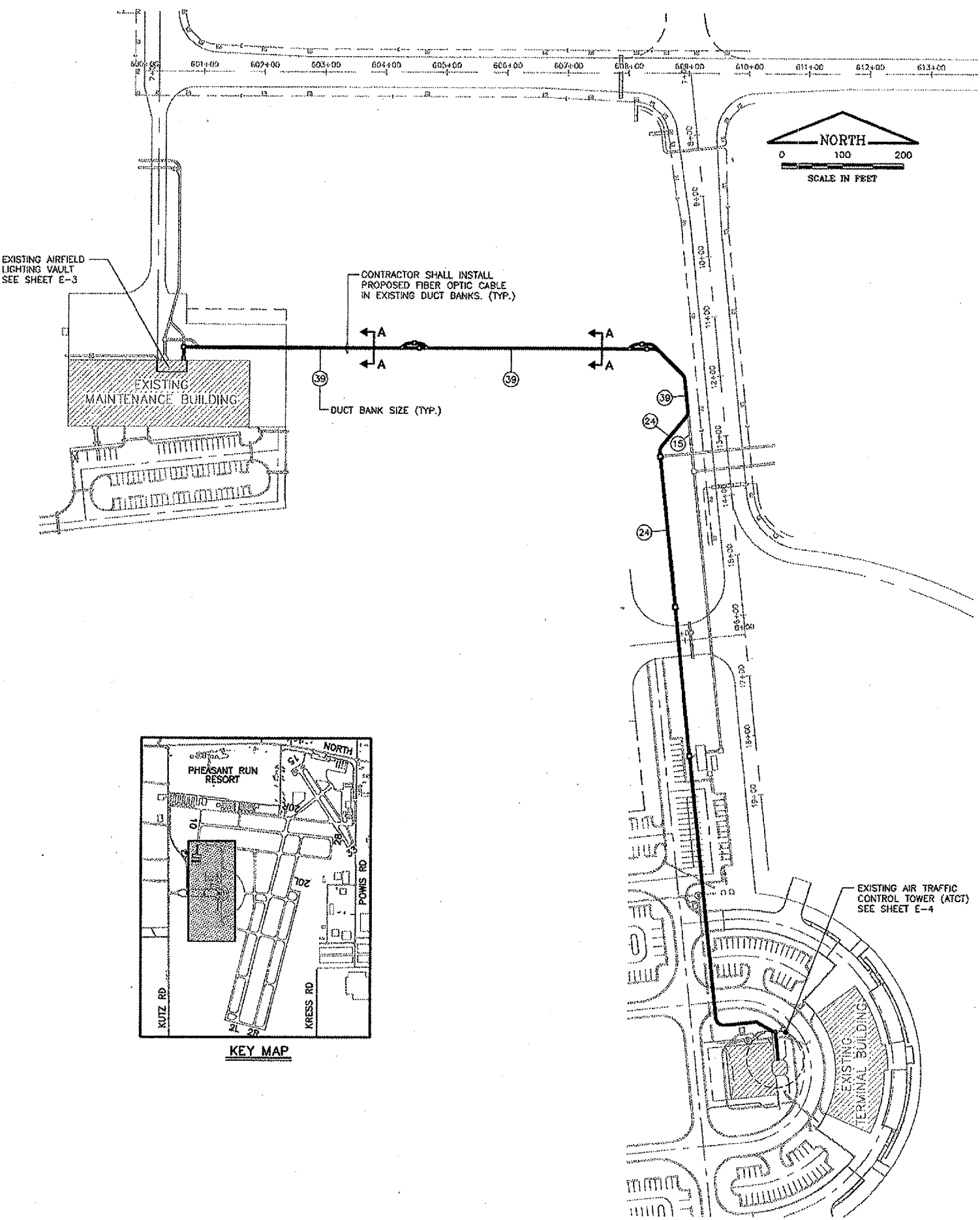


REVISIONS		
NUMBER	BY	DATE



SECTION A-A
 NOT TO SCALE

DUCT BANK NOMENCLATURE		DUCT BANK NOMENCLATURE	
DUCT	USAGE	DUCT	USAGE
L1-L12	RESERVED FOR FAA USE	H1-H5	SPARES
L13-L15	SPARES	H6-H10	SPARES
L16	PROPOSED 1-12 STRAND MULTI-MODE FIBER OPTIC CABLE	H11	EXISTING 4#8, 5KV, L-824 AIRFIELD HOMERUNS FOR RUNWAY 1R-19L AND RUNWAY 1L-19R (CIRCUITS 11 AND 13).
L17	EXISTING 2 FIBER OPTIC DATA CABLES FOR PLC CONTROLS.	H12	EXISTING 4#8, 5KV, L-824 AIRFIELD HOMERUNS FOR CENTERLINE RUNWAY 1L-19R AND TOUCHDOWN ZONE RUNWAY 1L-19R (CIRCUITS 17 AND 18).
L18	EXISTING 9#1 THWN, 1#12 GND. CIRCUITS (PDF-2-1), (PDF-2-2) AND (PDF-2-3) FOR EXIST. APRON LIGHTS.	H13	EXISTING 4#8, 5KV, L-824 AIRFIELD HOMERUNS FOR TAXIWAY "X" AND TAXIWAY "W" (CIRCUITS 12 AND 14).
L19	EXISTING 14#10 THWN, 1#12 GND. FOR REMOTE APRON LIGHTING CONTROL STATION	H14	EXISTING 4#8, 5KV, L-824 AIRFIELD HOMERUNS FOR TAXIWAY "R" AND TAXIWAY "G" (CIRCUITS 15 AND 16).
L20	EXISTING 8#4 THWN, 1#12 GND. CIRCUITS (LP-3), (LP-4), (LP-5) AND (LP-6) FOR EXISTING WINDCONES.	H15	SPARE.
L21	EXISTING 4#4 THWN, 1#12 GND. CIRCUITS (LP-1) AND (LP-2) FOR EXISTING PAVEMENT SENSORS.		
L22-L24	SPARES		



DUPAGE AIRPORT
 WEST CHICAGO, ILLINOIS
 AIRFIELD LIGHTING CONTROL AND MONITORING SYSTEM (ALCMS)
 SITE PLAN

© Copyright CMT, Inc.

CMT
 CRAWFORD, MURPHY & TILLY, INC.
 CONSULTING ENGINEERS
 License No. 94-000613

DMA
 DuPage Airport

DESIGN BY:	AB
DRAWN BY:	JRO
CHECKED BY:	DLP
APPROVED BY:	AB
DATE:	04/20/07
JOB No:	07257-03