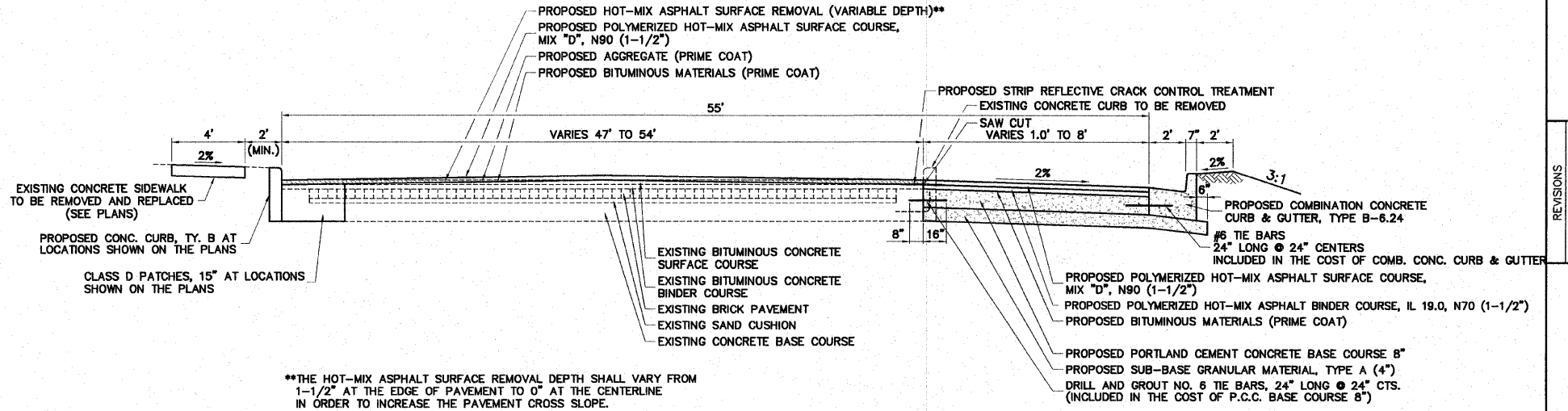
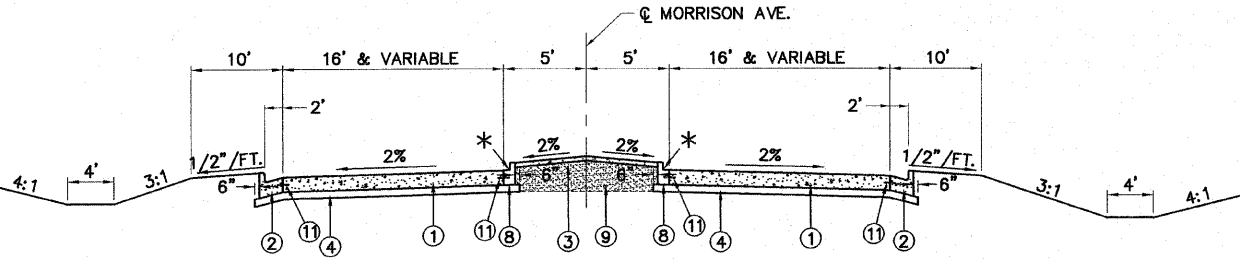


**COMBINATION CONCRETE CURB AND GUTTER,
TYPE B-6.06 - DETAIL**

SCALE: 1" = 1'

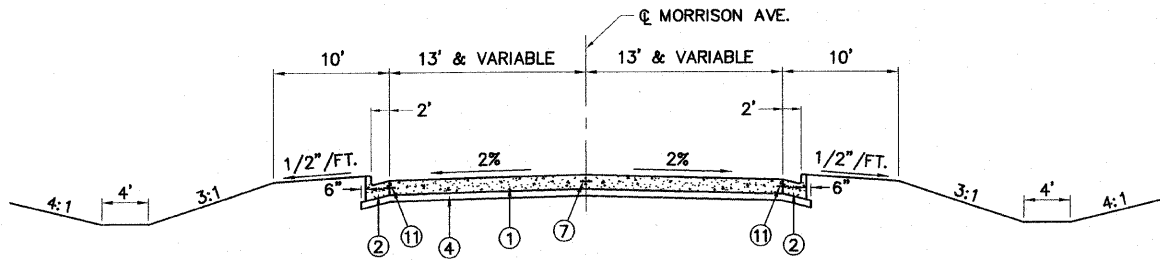


**THE HOT-MIX ASPHALT SURFACE REMOVAL DEPTH SHALL VARY FROM 1-1/2" AT THE EDGE OF PAVEMENT TO 0" AT THE CENTERLINE IN ORDER TO INCREASE THE PAVEMENT CROSS SLOPE.

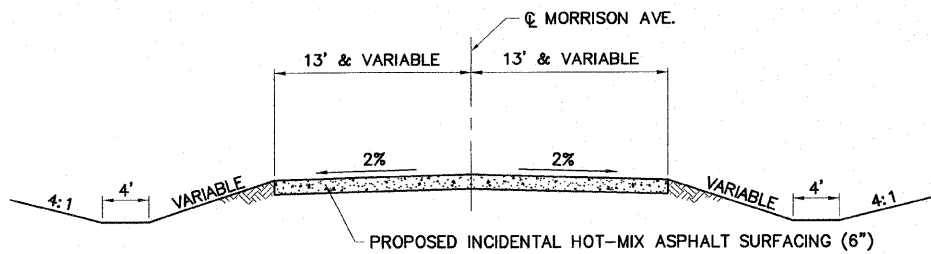


**PROPOSED TYPICAL SECTION
MORRISON AVENUE
(NO SCALE)
STA. 8+50.00 TO STA. 9+66.84**

NOTE: SAWED OR LONGITUDINAL JOINTS SHALL NOT EXCEED 16' SPACINGS.

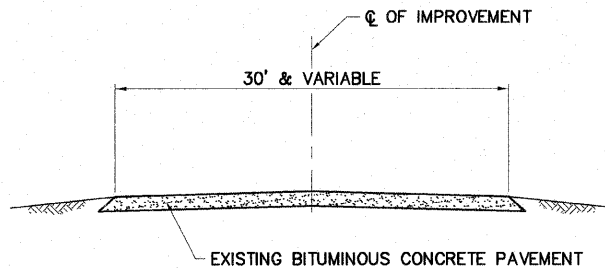


**PROPOSED TYPICAL SECTION
MORRISON AVENUE
(NO SCALE)
STA. 10+33.16 TO STA. 11+58**

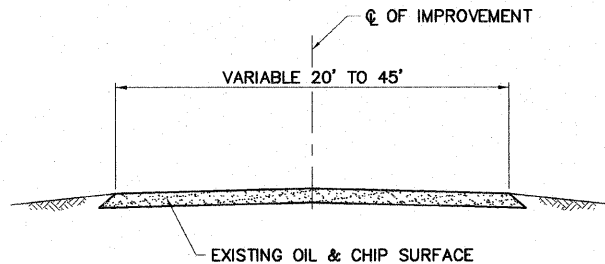


**PROPOSED TYPICAL SECTION
MORRISON AVENUE
(NO SCALE)
STA. 11+58 TO STA. 12+58**

**PROPOSED TYPICAL SECTION
EAST BROADWAY
(NO SCALE)
STA. 2+91 TO STA. 14+29.36**



**EXISTING TYPICAL SECTION
INDIANA AVENUE
(NO SCALE)
STA. 108+46.17 TO STA. 109+27±**



**EXISTING TYPICAL SECTION
INDIANA AVENUE
(NO SCALE)
STA. 109+27± TO STA. 114+25**

MIXTURE USE	SURFACE	BINDER CSE.	INCIDENTAL
AC/PG	SBS PG 70-22	PG 70-22	PG 64-22
RAP %	10%	15%	15%
DESIGN AIR VOIDS	4.0% @ Ndes = 90	4.0% @ Ndes = 70	4.0% @ Ndes = 70
MIX COMPOSITION (GRADATION MIXTURE)		IL - 19.0	IL - 19.0
FRICITION AGG	MIXTURE D		MIXTURE C

LEGEND

- ① PORTLAND CEMENT CONCRETE PAVEMENT 9" (SPECIAL), PAVEMENT SHALL BE JOINTED PER STANDARD 420101 AND 420106 15' JOINT SPACING, 1-1/2" DIAMETER DOWEL BARS AT ALL TRANSVERSE JOINTS
- ② COMBINATION CONCRETE CURB & GUTTER, TYPE B-6.24
- ③ CONCRETE MEDIAN SURFACE, 4"
- ④ SUB-BASE GRANULAR MATERIAL TYPE A (4")
- ⑤ COMBINATION CONCRETE CURB & GUTTER, TYPE B-6.12
- ⑦ #6 TIE BARS 30" LONG @ 30" CENTERS
- ⑧ COMBINATION CONCRETE CURB & GUTTER, TYPE B-6.06
- ⑨ SUB-BASE GRANULAR MATERIAL, TYPE C
- ⑩ #6 TIE BARS 24" LONG @ 24" CENTERS
- * REVERSE GUTTER PAN SLOPE

REVISIONS

SMS ENGINEERS
Sheppard Morgan & Schwaab, Inc.
CONSULTING ENGINEERS & LAND SURVEYORS
213 Market Street
Alton, Illinois 62002
618/462-9750

CITY OF ALTON, ILLINOIS
SECTION 06 - 00208 - 02 - RP
CPL. CHRIS BELCHIK MEMORIAL EXPRESSWAY
TYPICAL SECTIONS

DWG. NO. PH III TYPICAL SECTIONS 2.DWG
REF. BK. INDIANA AVE.
JOB NO. 408365.1
DSN. BY: DEG
DWN. BY: CAD
CHK. BY: DEG
DATE: OCTOBER, 2006
SCALE: NO SCALE
SHEET 6 OF 61

S:\land Projects\Alton Indiana Ph III 408365.1\dwg\Ph III Typical Sections 2.dwg, 2/12/07 2:34:28 PM, jman, 1:1