

CONTRACT #	SECTION #	TOTAL SHEETS	SHEET NO.
89362	04-00401-24-RS	21	12

35400300	PCC BASE CSE W 8	
STA 15+14.0 - 15+23.5 RT	1.6 SQ YD	
STA 15+14.5 - 15+27.0 LT	2.3 SQ YD	
STA 15+33.3 - 15+44.6 RT	1.9 SQ YD	
STA 15+53.7 - 15+60.7 RT	1.2 SQ YD	
STA 15+62.3 - 15+78.5 LT	3.1 SQ YD	
STA 15+86.4 - 15+97.5 LT	1.8 SQ YD	
STA 16+10.0 - 16+15.5 LT	0.9 SQ YD	
STA 16+21.0 - 16+50.5 RT	4.9 SQ YD	
STA 16+61.0 - 16+74.6 RT	2.3 SQ YD	
STA 16+68.0 - 16+71.0 LT	0.5 SQ YD	
STA 16+95.5 - 17+24.5 RT	4.8 SQ YD	
STA 17+35.5 - 17+82.5 LT	7.8 SQ YD	
STA 17+40.7 - 17+51.3 RT	1.8 SQ YD	

40200800	AGG SURF CSE B	
STA 17+19 LT	0.6 TONS	
STA 17+45 RT	0.4 TONS	

40600100	BIT MATLS PR CT	
STA 15+00 - 17+50	97 GAL	

40600300	AGG PR CT	
STA 15+00 - 17+50	2.4 TONS	

40600982	HMA SURF REM BUTT JT	
STA 15+44 LT	52.5 SQ YD	

40600995	TEMPORARY RAMP SPL	
STA 15+44 LT	15.6 SQ YD	
STA 15+77 RT	13.3 SQ YD	
STA 17+20 LT	1.7 SQ YD	
STA 17+45 RT	1.7 SQ YD	

40603060	HMA BC SUPER II-19.0 NSD	
STA 15+00 - 17+50	172 TONS	

40603535	P HMA SC SUPER 'D' NSD	
STA 15+00 - 17+50	107 TONS	

40800050	INCIDENTAL HMA SURF	
STA 16+50 LT	0.3 TONS	
STA 17+45 RT	0.1 TONS	

42400100	PC CONC SIDEWALK 4	
STA 15+55 RT	39.0 SQ FT	
STA 15+73.2 - 16+30.9 LT	209.4 SQ FT	
STA 16+62.2 - 17+11.2 LT	176.4 SQ FT	
STA 17+27.4 - 18+19.0 LT	325.2 SQ FT	

42400410	PC CONC SIDEWALK 8	
STA 15+16.3 - 15+26.5 LT	21.4 SQ FT	
STA 15+55 RT	20.0 SQ FT	
STA 15+63.0 - 15+73.3 LT	21.6 SQ FT	

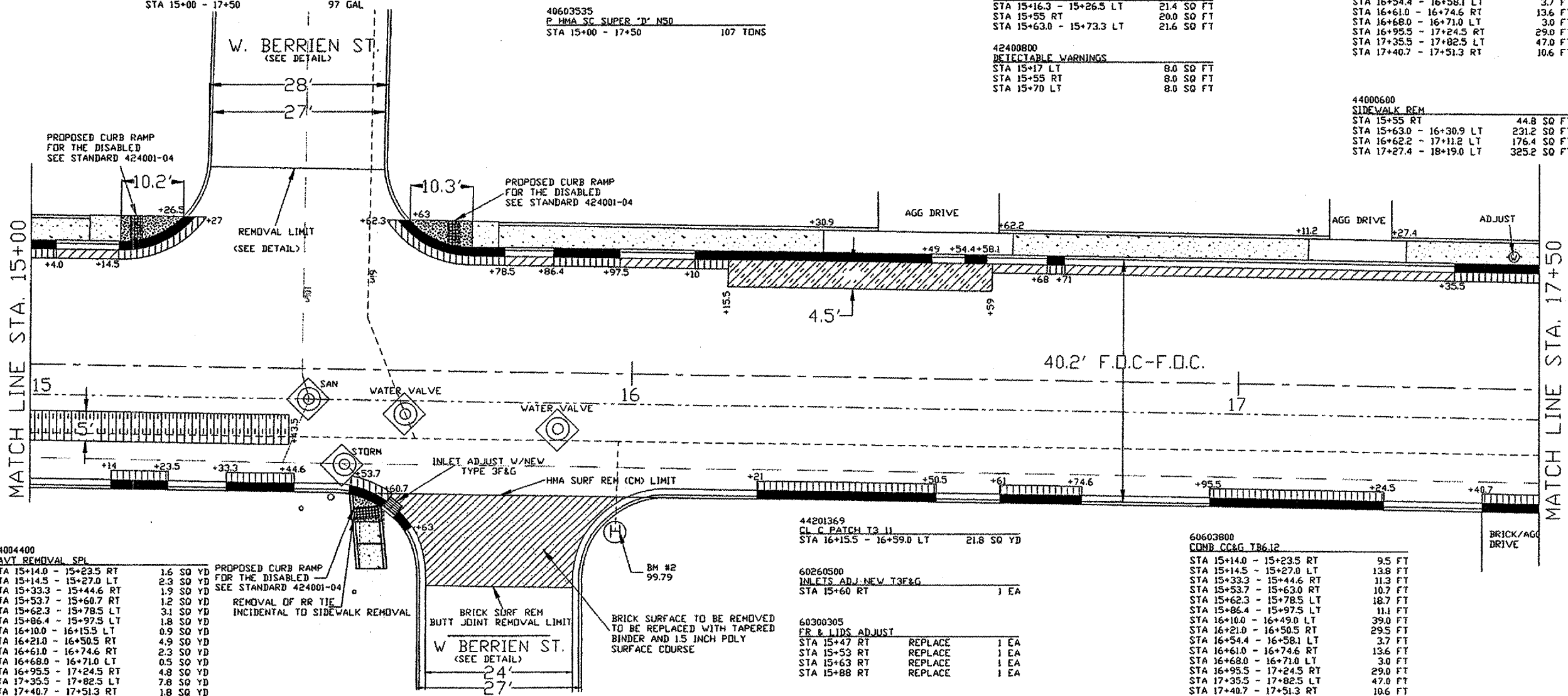
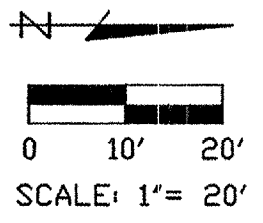
42400800	DETECTABLE WARNINGS	
STA 15+17 LT	8.0 SQ FT	
STA 15+55 RT	8.0 SQ FT	
STA 15+70 LT	8.0 SQ FT	

44000080	HMA SURF REM (CH) 3	
STA 15+00 - 17+50	1111.1 SQ YD	

44000500	COMB CURB GUTTER REM	
STA 15+14.0 - 15+23.5 RT	9.5 FT	
STA 15+14.5 - 15+27.0 LT	13.8 FT	
STA 15+33.3 - 15+44.6 RT	11.3 FT	
STA 15+53.7 - 15+63.0 RT	10.7 FT	
STA 15+62.3 - 15+78.5 LT	18.7 FT	
STA 15+86.4 - 15+97.5 LT	11.1 FT	
STA 16+10.0 - 16+49.0 LT	39.0 FT	
STA 16+21.0 - 16+50.5 RT	29.5 FT	
STA 16+54.4 - 16+58.1 LT	3.7 FT	
STA 16+61.0 - 16+74.6 RT	13.6 FT	
STA 16+68.0 - 16+71.0 LT	3.0 FT	
STA 16+95.5 - 17+24.5 RT	29.0 FT	
STA 17+35.5 - 17+82.5 LT	47.0 FT	
STA 17+40.7 - 17+51.3 RT	10.6 FT	

44000600	SIDEWALK REM	
STA 15+55 RT	44.8 SQ FT	
STA 15+63.0 - 16+30.9 LT	231.2 SQ FT	
STA 16+62.2 - 17+11.2 LT	176.4 SQ FT	
STA 17+27.4 - 18+19.0 LT	325.2 SQ FT	

- PC CONC SIDEWALK 4
- PC CONC SIDEWALK 6
- PC CONC SIDEWALK 8
- CL C PATCH T1 11
- CL C PATCH T2 11
- CL C PATCH T3 11
- CL C PATCH T4 11
- PCC BASE CSE WIDENING 8
- HMA BC WIDENING 4
- COMB CC&G TYPE B-6.12
- BRICK SURF REM BUTT JT
- CENTERLINE STATIONING
- WATER MAIN
- STORM SEWER
- SANITARY SEWER



44004400	PAVT REMOVAL SPL	
STA 15+14.0 - 15+23.5 RT	1.6 SQ YD	
STA 15+14.5 - 15+27.0 LT	2.3 SQ YD	
STA 15+33.3 - 15+44.6 RT	1.9 SQ YD	
STA 15+53.7 - 15+60.7 RT	1.2 SQ YD	
STA 15+62.3 - 15+78.5 LT	3.1 SQ YD	
STA 15+86.4 - 15+97.5 LT	1.8 SQ YD	
STA 16+10.0 - 16+15.5 LT	0.9 SQ YD	
STA 16+21.0 - 16+50.5 RT	4.9 SQ YD	
STA 16+61.0 - 16+74.6 RT	2.3 SQ YD	
STA 16+68.0 - 16+71.0 LT	0.5 SQ YD	
STA 16+95.5 - 17+24.5 RT	4.8 SQ YD	
STA 17+35.5 - 17+82.5 LT	7.8 SQ YD	
STA 17+40.7 - 17+51.3 RT	1.8 SQ YD	

PROPOSED CURB RAMP FOR THE DISABLED SEE STANDARD 424001-04

REMOVAL OF RR TIE INCIDENTAL TO SIDEWALK REMOVAL

BRICK SURF REM BUTT JOINT REMOVAL LIMIT

BRICK SURFACE TO BE REMOVED TO BE REPLACED WITH TAPERED BINDER AND 1.5 INCH POLY SURFACE COURSE

W. BERRIEN ST. (SEE DETAIL)

44201369	CL C PATCH T3 11	
STA 16+15.5 - 16+59.0 LT	21.8 SQ YD	

60260500	INLETS ADJ NEW T3F&G	
STA 15+60 RT	1 EA	

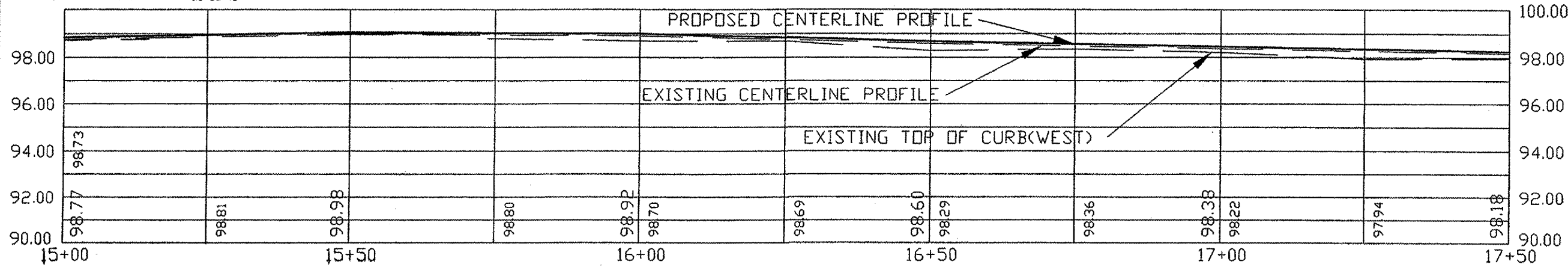
60300305	FR & LIDS ADJUST	
STA 15+47 RT	REPLACE 1 EA	
STA 15+53 RT	REPLACE 1 EA	
STA 15+63 RT	REPLACE 1 EA	
STA 15+88 RT	REPLACE 1 EA	

60603800	COMB CC&G TB6.12	
STA 15+14.0 - 15+23.5 RT	9.5 FT	
STA 15+14.5 - 15+27.0 LT	13.8 FT	
STA 15+33.3 - 15+44.6 RT	11.3 FT	
STA 15+53.7 - 15+63.0 RT	10.7 FT	
STA 15+62.3 - 15+78.5 LT	18.7 FT	
STA 15+86.4 - 15+97.5 LT	11.1 FT	
STA 16+10.0 - 16+49.0 LT	39.0 FT	
STA 16+21.0 - 16+50.5 RT	29.5 FT	
STA 16+54.4 - 16+58.1 LT	3.7 FT	
STA 16+61.0 - 16+74.6 RT	13.6 FT	
STA 16+68.0 - 16+71.0 LT	3.0 FT	
STA 16+95.5 - 17+24.5 RT	29.0 FT	
STA 17+35.5 - 17+82.5 LT	47.0 FT	
STA 17+40.7 - 17+51.3 RT	10.6 FT	

XX005807	PVT REM PARTIAL DEPTH	
STA 15+04.0 - 15+14.5 LT	1.8 SQ YD	
STA 15+78.5 - 15+86.4 LT	1.3 SQ YD	
STA 15+97.5 - 16+10.0 LT	2.1 SQ YD	
STA 16+59.0 - 16+68.0 LT	1.5 SQ YD	
STA 16+71.0 - 17+35.5 LT	10.8 SQ YD	

#4001795	HMA BC WID 4	
STA 15+04.0 - 15+14.5 LT	1.8 SQ YD	
STA 15+78.5 - 15+86.4 LT	1.3 SQ YD	
STA 15+97.5 - 16+10.0 LT	2.1 SQ YD	
STA 16+59.0 - 16+68.0 LT	1.5 SQ YD	
STA 16+71.0 - 17+35.5 LT	10.8 SQ YD	

#4001796	BRICK SURF REM- BUTT JOINT	
STA 15+77 RT	54 SQ YD	



BM #2: ELEV: 99.04  
TOP OF SW BOLT ON BOTTOM FLANGE OF FIRE HYDRANT LOCATED AT THE NE CORNER OF BERRIEN ST. AND S. HENDERSON ST.

PLAN & PROFILE 3  
STA 15+00 - 17+50  
S. HENDERSON ST. RESURFACING  
SECTION # 04-00401-24-RS  
FAU ROUTE 6791  
JOB # C-94-040-05  
CONTRACT # 89362



LARGE FONT ELEVATIONS= PAVEMENT CENTERLINE  
SMALL FONT ELEVATIONS= TOP OF CURB (WEST SIDE)