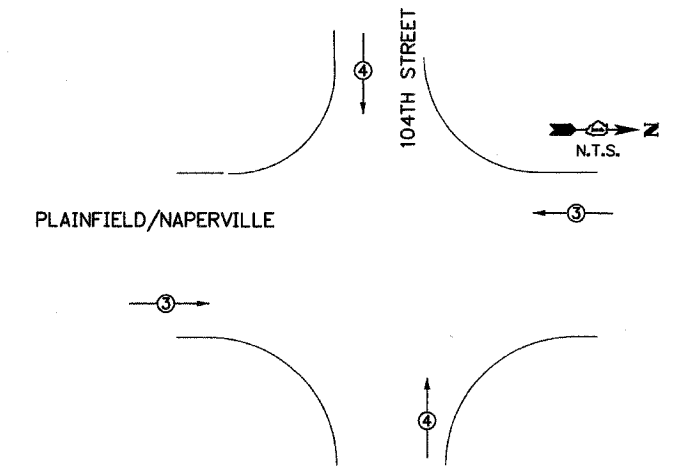
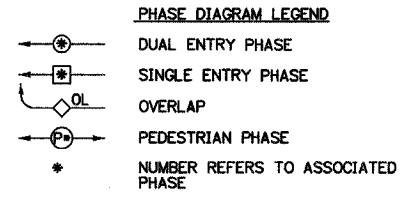


PHASE DESIGNATION DIAGRAM

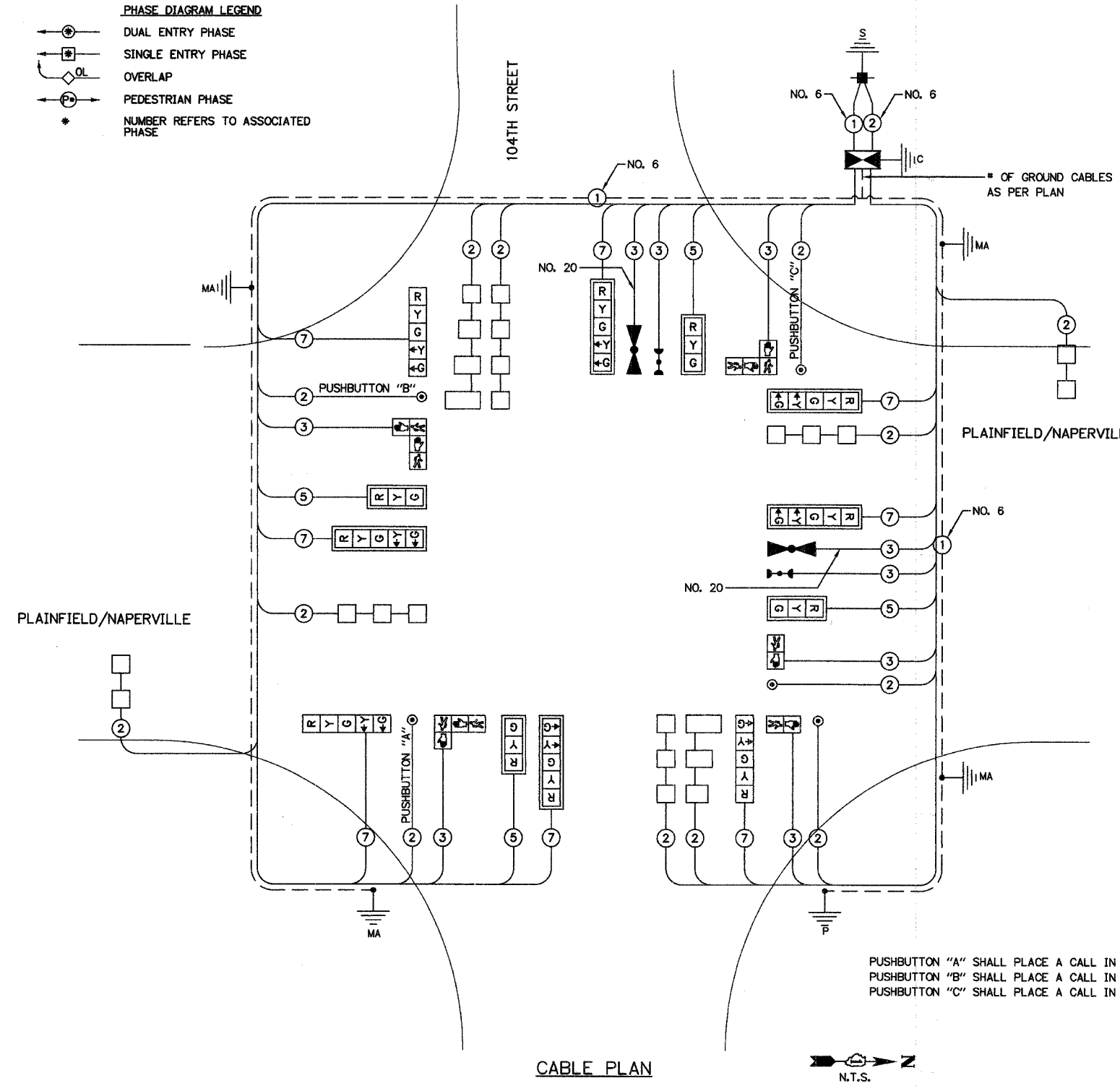
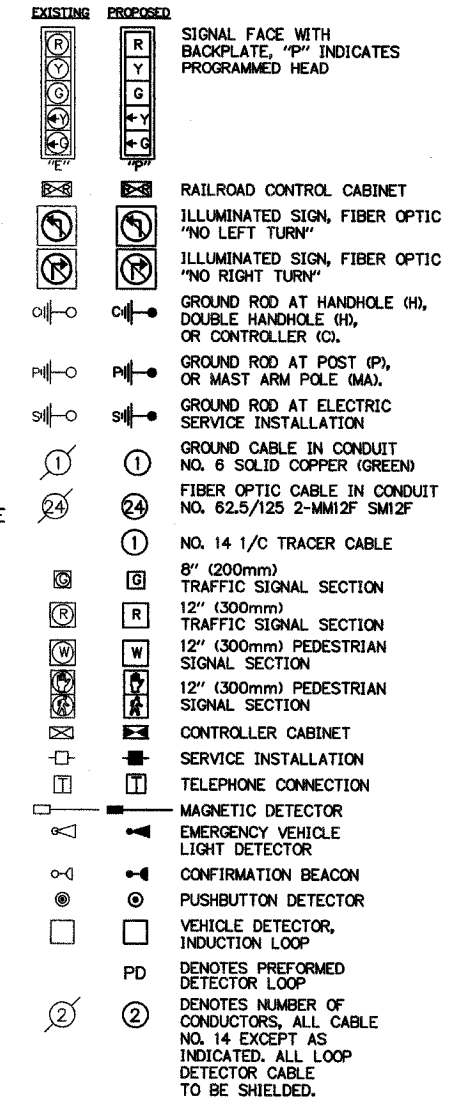
PROPOSED EMERGENCY VEHICLE PREEMPTORS		
EMERGENCY VEHICLE PREEMPTORS	3	4
MOVEMENT	→	↑



EMERGENCY VEHICLE PREEMPTION DIAGRAM



CABLE PLAN LEGEND



CABLE PLAN

PUSHBUTTON "A" SHALL PLACE A CALL IN PHASES 2 AND 4
 PUSHBUTTON "B" SHALL PLACE A CALL IN PHASES 4 AND 6
 PUSHBUTTON "C" SHALL PLACE A CALL IN PHASES 6 AND 8

I.D.O.T. TRAFFIC SIGNAL INSTALLATION ELECTRICAL SERVICE REQUIREMENTS					TOTAL WATTAGE
TYPE	NO. OF LAMP	WATTAGE	LED	% OPERATION	
SIGNAL (RED)	12	135	17	0.50	102.0
(YELLOW)	12	135	25	0.25	75.0
(GREEN)	12	135	15	0.25	45.0
ARROW	16	135	12	0.10	19.2
PED. SIGNAL	8	90	25	1.00	200.0
CONTROLLER	1	100	100	1.00	100.0
ILLUM. SIGN	0	84	35	0.05	0.0
FLASHER	0		25		0.0
ENERGY COST TO:				TOTAL =	541.2

FOUNDATION (DEPTH)	FT (m)	CABLE SLACK	FT (m)	VERTICAL	FT. (m)
TYPE A - POST	4 (1.2)	HANDHOLE	8.5 (2.0)	ALL FOUNDATIONS	3.5 (1.0)
TYPE D-CONTROLLER	4 (1.2)	DOUBLE HANDHOLE	13 (4.0)	MAST ARM (L) POLE	20'+L= (6m+L)=
30", TYPE E	15 (4.6)	SIGNAL POST	2 (1.0)	BRACKET MOUNTED	13 (4.0)
36", TYPE E	15 (4.6)	CONTROLLER CAB.	1 (0.5)	PED. PUSHBUTTON	4 (1.2)
		FIBER OPTIC	13 (4.0)	ELECTRIC SERVICE	13.5 (4.1)
		ELECTRIC SERVICE	1 (0.5)	SERVICE TO GROUND	13.5 (4.1)
		GROUND CABLE	1 (0.5)	POST MOUNTED	6 (1.8)

WILL COUNTY DEPARTMENT OF HIGHWAYS
 16841 WEST LARAWAY ROAD
 JOLIET, ILLINOIS 60433
 ENERGY SUPPLY: CONTACT: MR. JERRY SANDRETTO
 PHONE: (630) 421-6182
 COMPANY: NAPERVILLE ELECTRIC COMPANY

NO.	DATE	REVISION	BY

WILL COUNTY DEPARTMENT OF HIGHWAYS
 PLAINFIELD-NAPERVILLE ROAD (C.H. 14)
 CABLE PLAN
 104TH STREET

McDonough Associates Inc.
 Engineers/Architects

DESIGNED BY: MJT
 CHECKED BY: NKU
 DRAWN BY: MJT

SCALE:
 N.T.S.

DRAWING ID: G:\20030023 - Plainfield-Naperville Road\dwg\TS 104th.dwg
 PLOT DATE: 07/08/05 - 13.04