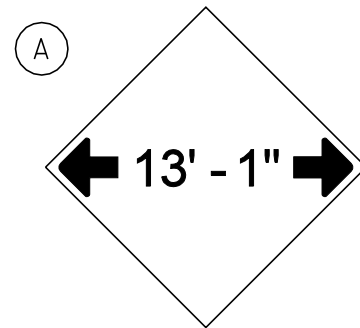
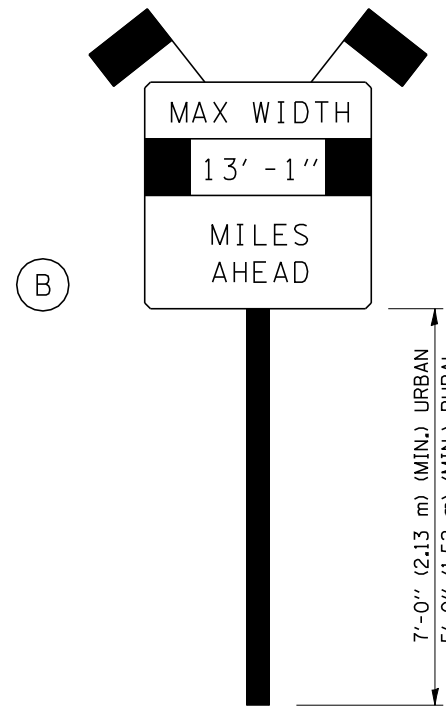


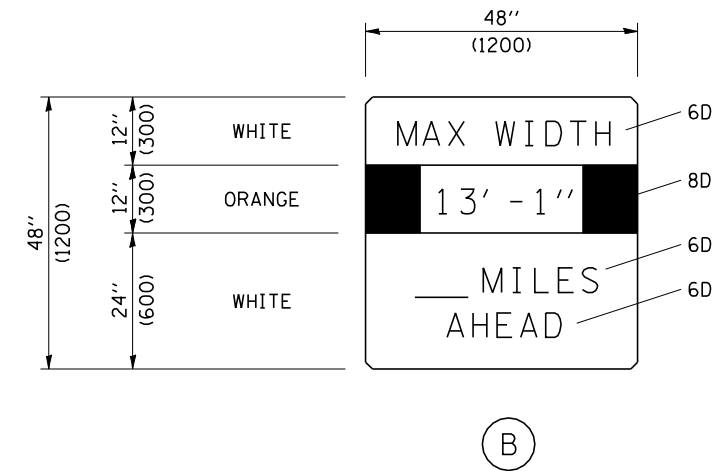
F.A.P. RTE.	SECTION	COUNTY	TOTAL SHEETS	SHEET NO.
725	(10-72VB)BRD	CHAMPAIGN	15	14



W12-2(0)-48"x48"(1200x1200)



SIGN PANEL, TYPE II



SIGN (A) 2 SIGNS - W12-2(0)-48"x48"(1200x1200) ARE TO BE PLACED AT EACH END OF THE REPAIR IN EACH DIRECTION ALONG ROUTE ____.

SIGN (B) 2 SIGNS - (SIGN PANEL, TYPE II) AS SHOWN ARE TO BE PLACED APPROXIMATELY ____ MILES EACH SIDE OF THE PROJECT ON ROUTE ____.

GENERAL NOTES

1. ALL TRAFFIC CONTROL DEVICES SHALL BE FURNISHED, ERECTED AND MAINTAINED BY THE CONTRACTOR.
2. ALL (B) SIGNS SHALL HAVE FLAGS INSTALLED UNLESS OTHERWISE DIRECTED.
3. LOCATIONS OF TRAFFIC CONTROL DEVICES MAY BE ADJUSTED BY THE ENGINEER.
4. ALL TRAFFIC CONTROL SHOWN ON THIS SHEET SHALL BE PAID FOR AT THE CONTRACT LUMP SUM PRICE FOR WIDTH RESTRICTION SIGNING.
5. THE ILLINOIS DEPARTMENT OF TRANSPORTATION WILL SUPPLY ALL "ROUTE MARKER" SIGNS, IF APPLICABLE. THE CONTRACTOR SHALL NOTIFY THE DISTRICT BUREAU OF OPERATIONS A MINIMUM OF 10 WORKING DAYS PRIOR TO PLACEMENT OF WIDTH RESTRICTION SIGNING TO ENSURE AVAILABILITY OR FABRICATION OF THE "ROUTE MARKER" SIGNS.
6. ALL SIGNS SHALL BE POST MOUNTED UNLESS OTHERWISE DIRECTED.
7. ALL SIGNS SHOWN ORANGE (O) SHALL BE FLUORESCENT ORANGE.

Note: All dimensions are in INCHES (millimeters) unless otherwise shown.

DATE	REVISIONS	NAME	ILLINOIS DEPARTMENT OF TRANSPORTATION
11/06	REPLACED DETAIL F-5.00	TJB	WIDTH RESTRICTION SIGNING
			DISTRICT 5 DETAIL NO. X7200201