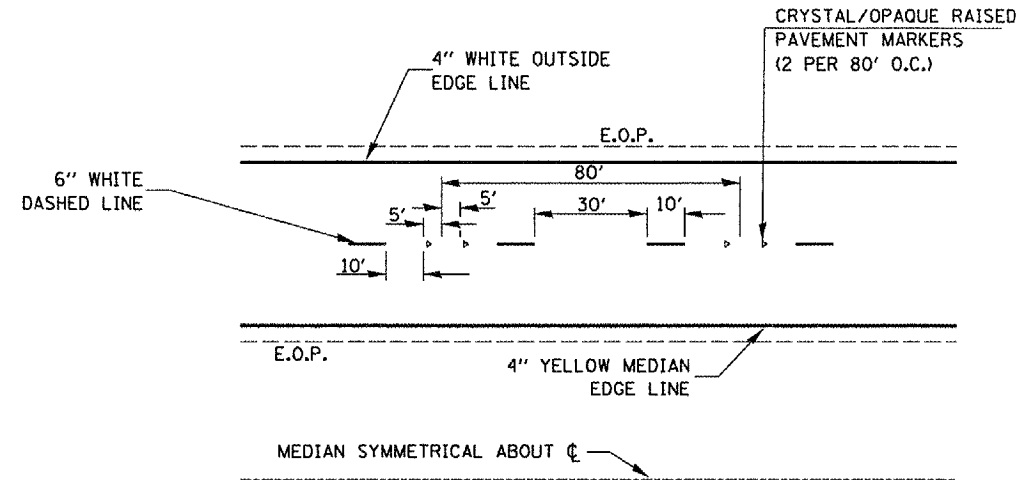
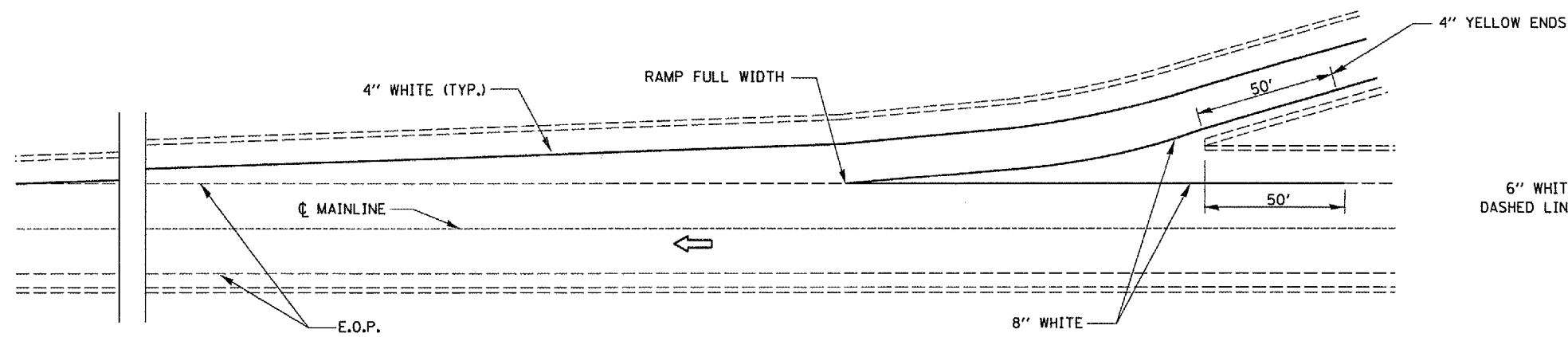


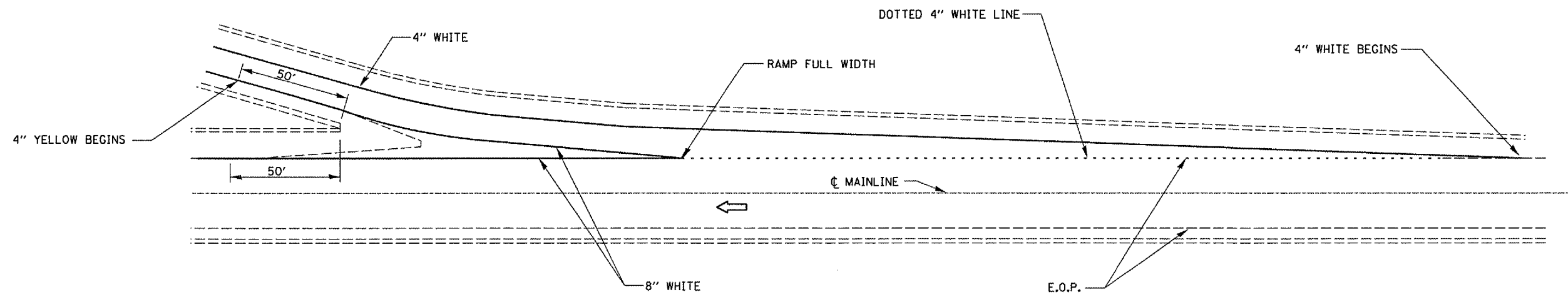
| F.A.I. RTE. | SECTION        | COUNTY  | TOTAL SHEETS | SHEET NO. |
|-------------|----------------|---------|--------------|-----------|
| 80          | (50-2)PATCHING | LASALLE | 15           | 15        |



**TYPICAL PAVEMENT MARKING FOR ENTRANCE RAMP TERMINALS**

**TYPICAL PAVEMENT MARKINGS**

**NOTE:**  
 WHEN PATCHING IS ADJACENT TO 8" PAVEMENT MARKING LINE THE 8" STRIPE SHALL BE REPLACED WITH TWO 4" LINES.  
 RAISED REFLECTIVE PAVEMENT MARKERS THAT FALL WITHIN PATCHED BOUNDARIES WILL NOT BE REPLACED.



**TYPICAL PAVEMENT MARKINGS FOR EXIT RAMP TERMINALS**

| REVISIONS |      |
|-----------|------|
| NAME      | DATE |
|           |      |
|           |      |
|           |      |
|           |      |
|           |      |
|           |      |
|           |      |
|           |      |
|           |      |
|           |      |

ILLINOIS DEPARTMENT OF TRANSPORTATION  
**PAVEMENT MARKING DETAILS**  
 FAI ROUTE 80 (I-80)  
 SECTION (50-2)PATCHING  
 LASALLE COUNTY

Date: February 22, 2007  
 c:/projects/cmain08/cm302/details.dgn