CONTRACT NO. 64C16

F.A.U. RTE.	SECTION	COUNTY	TOTAL SHEETS	SHEET NO.
5789	(33&40)-1-FR	ROCK ISLAND	30	25
STA.		TO STA.		
FED. ROAD DIST. NO.	ILLINOIS	FED. AID PROJECT		

SUBGRADE REPLACEMENT

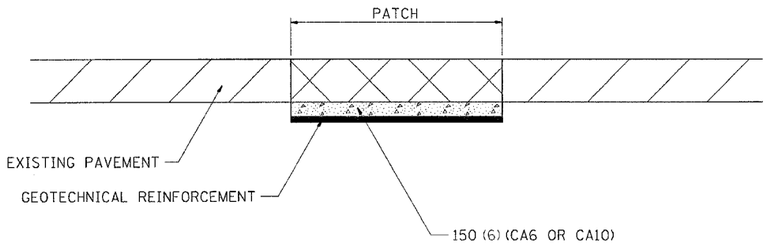

NOTES:

THE CA 6 OR CA10 AND UNSUITABLE MATERIAL SHALL BE PAID FOR AT THE CONTRACT UNIT PRICE PER CU YD FOR GRANULAR SUBGRADE REPLACEMENT.

ALL DIMENSIONS ARE IN MILLIMETERS (INCHES) UNLESS OTHERWISE NOTED.

SUBGRADE REPLACEMENT 97.4

REVISED 4-23-93

THREE CENTER CURVE DATA

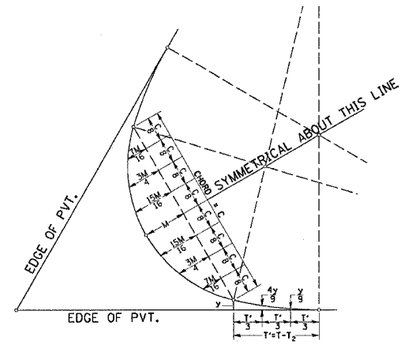

FIELD LAYOUT METHOD

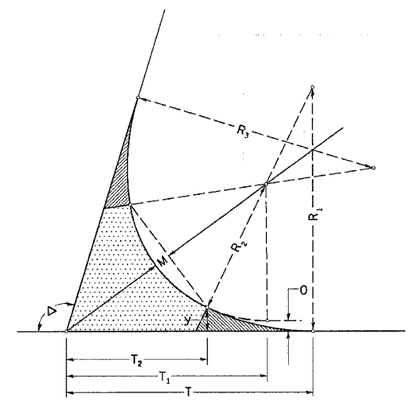

FOR SYMMETRICAL CURVES

SYMMETRICAL CURVES

CURVE #							
R_1							
R_2							
R_3							
O							
Δ							
T							
T_1							
T_2							
T'							
y							
$\frac{4y}{9}$							
$\frac{y}{9}$							
M							
$\frac{15M}{16}$							
$\frac{3M}{4}$							
$\frac{7M}{16}$							
C							

ALL DIMENSIONS ARE IN MILLIMETERS (INCHES) UNLESS OTHERWISE NOTED.

TWO CENTER CURVE DATA

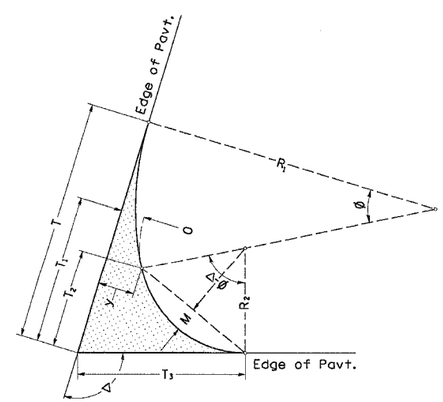

TWO CENTER CURVES

CURVE #	1						
R_1	160						
R_2	60						
O	6						
Δ	88.169						
T	92.04						
T_1	57.92						
T_2	37.45						
T_3	64.12						
y	9.60						
$\frac{4y}{9}$	4.27						
$\frac{y}{9}$	1.07						
M	10.32						
$\frac{15M}{16}$	9.68						
$\frac{3M}{4}$	7.74						
$\frac{7M}{16}$	4.52						
C	67.29						

TWO AND THREE CENTER CURVE DATA 92.2

REVISED 3-22-90

PLOT DATE = Wed Mar 21 08:51:01 2007
FILE NAME = c:\projects\p2043305\d43305ev.dgn
PLOT SCALE = 50.0000 ' / IN.
REFERENCE = REF