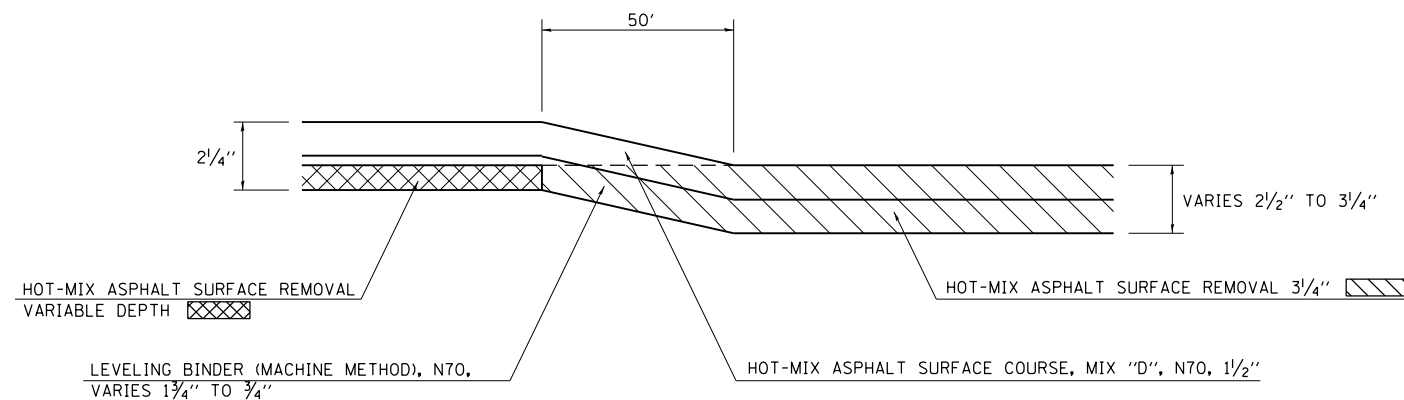


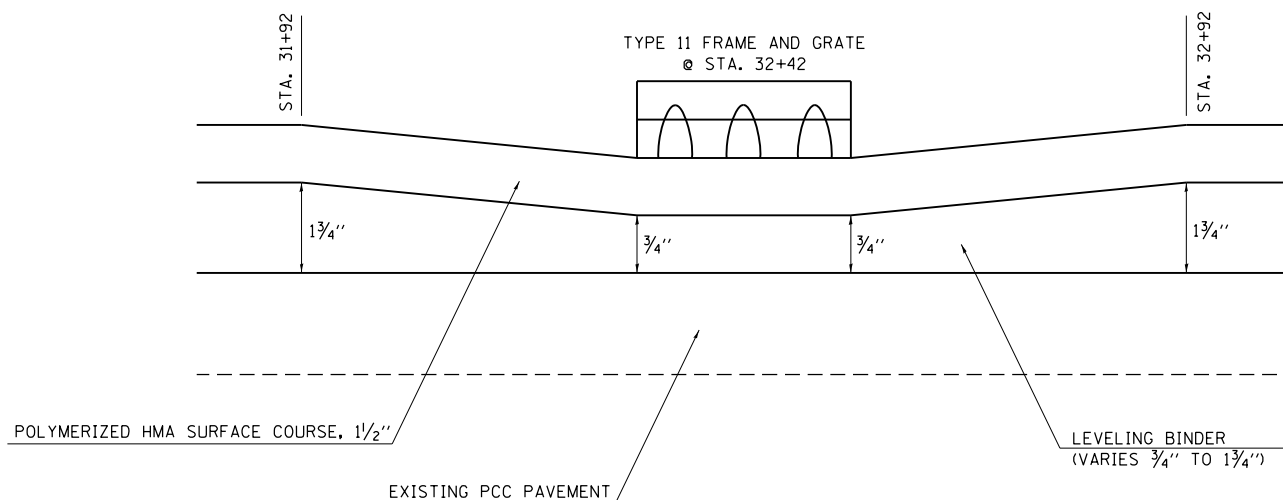
BUTT JOINT DETAIL

- STA. 54+43 TO STA. 54+73
- STA. 63+18 TO STA. 63+48
- STA. 82+80 TO STA. 83+10
- STA. 86+85 TO STA. 87+15
- STA. 252+90 TO STA. 253+20
- STA. 255+40 TO STA. 255+70
- STA. 303+98 TO STA. 304+28
- STA. 304+46 TO STA. 304+76
- STA. 440+43 TO STA. 440+73



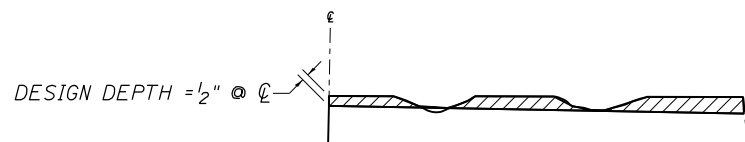
MILLING TRANSITION DETAIL

STA. 50+16 TO STA. 50+66



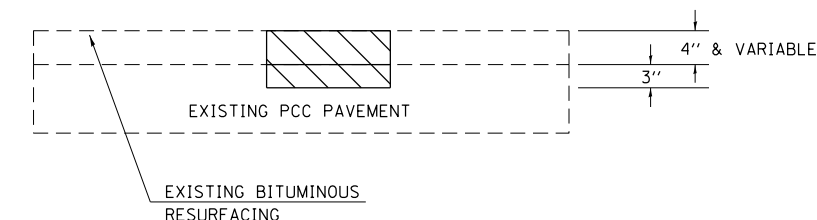
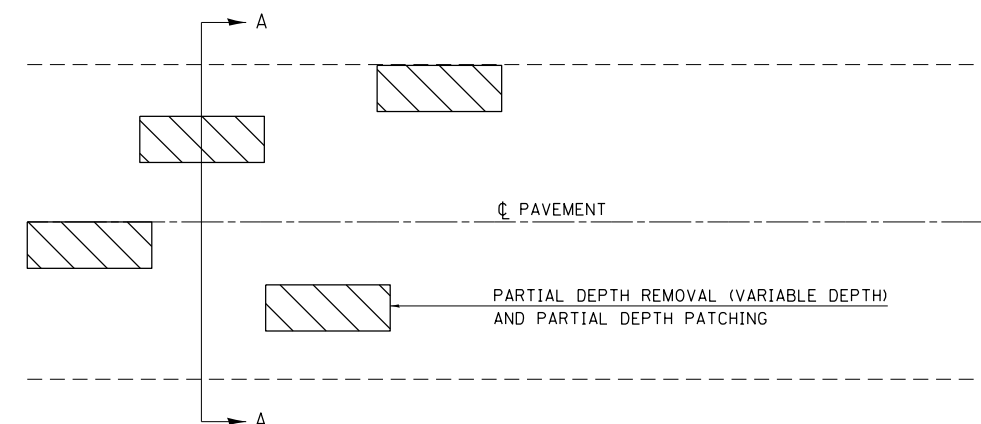
PAVING TRANSITION DETAIL

STA. 31+92 TO STA. 32+92



NOTES:

1. MILLING SHALL BE DONE TO ATTAIN A 3/16" / FT. SLOPE IN CROWN SECTIONS
2. EXISTING S.E. AND S.E. TRANSITIONS SHALL BE MAINTAINED UNLESS OTHERWISE SHOWN ON THE PLANS.
3. MILLING TO THE BOTTOM OF WHEEL RUTS SHALL NOT BE NECESSARY UNLESS REQUIRED TO OBTAIN SLOPE OR THE DESIGN DEPTH AT CENTERLINE.
4. THE AVERAGE DEPTH OF MILLING IS ESTIMATED TO BE 1/2" BUT MAY VARY IN ISOLATED LOCATIONS.



SECTION A-A

PARTIAL DEPTH PATCHING DETAIL

HOT-MIX ASPHALT SURFACE REMOVAL (VARIABLE DEPTH) DETAIL

FILE NAME =	USER NAME = steffenmk	DESIGNED -	REVISED -	STATE OF ILLINOIS DEPARTMENT OF TRANSPORTATION	CONSTRUCTION DETAILS			F.A.P. RTE.	SECTION	COUNTY	TOTAL SHEETS	SHEET NO.	
ci:\pw\work\p\dot\steffenmk\d0263618\0784977-sh1-details.dgn		DRAWN -	REVISED -					332	(16.17.18)RS-2	LAWRENCE	40	29	
	PLOT SCALE = 100.0000' / 1"	CHECKED -	REVISED -		SCALE: NA			SHEET NO. 1 OF 1 SHEETS		STA.	TO STA.	CONTRACT NO. 94977	
	PLOT DATE = 10/15/2012	DATE -	REVISED -		ILLINOIS FED. AID PROJECT								