

INSTRUCTIONS

ABOUT IDOT PROPOSALS: All proposals are potential bidding proposals. Each proposal contains all certifications and affidavits, a proposal signature sheet and a proposal bid bond.

PREQUALIFICATION

Any contractor who desires to become pre-qualified to bid on work advertised by IDOT must submit the properly completed pre-qualification forms to the Bureau of Construction no later than 4:30 p.m. prevailing time twenty-one days prior to the letting of interest. This pre-qualification requirement applies to first time contractors, contractors renewing expired ratings, contractors maintaining continuous pre-qualification or contractors requesting revised ratings. To be eligible to bid, existing pre-qualification ratings must be effective through the date of letting.

WHO CAN BID ?

Bids will be accepted from only those companies that request and receive written Authorization to Bid from IDOT's Central Bureau of Construction.

REQUESTS FOR AUTHORIZATION TO BID

Contractors wanting to bid on items included in a particular letting must submit the properly completed "Request for Authorization to Bid/or Not For Bid Status" (BDE 124) and the ORIGINAL "Affidavit of Availability" (BC 57) to the proper office no later than 4:30 p.m. prevailing time, three (3) days prior to the letting date.

WHAT CONSTITUTES WRITTEN AUTHORIZATION TO BID?: When a prospective prime bidder submits a "Request for Authorization to Bid/or Not For Bid Status"(BDE 124) he/she must indicate at that time which items are being requested For Bidding purposes. Only those items requested For Bidding will be analyzed. After the request has been analyzed, the bidder will be issued an **Authorization to Bid or Not for Bid Report**, approved by the Central Bureau of Construction and the Chief Procurement Officer that indicates which items have been approved For Bidding. If **Authorization to Bid** cannot be approved, the **Authorization to Bid or Not for Bid Report** will indicate the reason for denial.

ABOUT AUTHORIZATION TO BID: Firms that have not received an Authorization to Bid or Not For Bid Report within a reasonable time of complete and correct original document submittal should contact the department as to the status. Firms unsure as to authorization status should call the Prequalification Section of the Bureau of Construction at the number listed at the end of these instructions. These documents must be received three days before the letting date.

ADDENDA AND REVISIONS: It is the bidder's responsibility to determine which, if any, addenda or revisions pertain to any project they may be bidding. Failure to incorporate all relevant addenda or revisions may cause the bid to be declared unacceptable.

Each addendum or revision will be included with the Electronic Plans and Proposals. Addenda and revisions will also be placed on the Addendum/Revision Checklist and each subscription service subscriber will be notified by e-mail of each addendum and revision issued.

The Internet is the Department's primary way of doing business. The subscription service emails are an added courtesy the Department provides. It is suggested that bidders check IDOT's website at <http://www.dot.il.gov/desenv/delett.html> before submitting final bid information.

IDOT IS NOT RESPONSIBLE FOR ANY E-MAIL FAILURES.

Addenda questions may be directed to the Contracts Office at (217)782-7806 or D&Econtracts@dot.il.gov

Technical questions about downloading these files may be directed to Tim Garman at (217)524-1642 or Timothy.Garman@illinois.gov.

BID SUBMITTAL GUIDELINES AND CHECKLIST

In an effort to eliminate confusion and standardize the bid submission process the Contracts Office has created the following guidelines and checklist for submitting bids.

This information has been compiled from questions received from contractors and from inconsistencies noted on submitted bids. If you have additional questions please refer to the contact information listed below.

ABOUT SUBMITTING BIDS: It is recommended that bidders deliver bid proposals in person to ensure they arrive at the proper location prior to the time specified for the receipt of bids. Any proposals received at the place of letting after the time specified will not be read.

STANDARD GUIDELINES FOR SUBMITTING BIDS

- All pages should be single sided.
- Use the Cover Page that is provided in the Bid Proposal (posted on the IDOT Web Site) as the first page of your submitted bid. This page has the Item number in the upper left-hand corner and lines provided for your company name and address in the upper right-hand corner.
- Do not use report covers, presentation folders or special bindings and do not staple multiple times on left side like a book. Use only 1 staple in the upper left hand corner. Make sure all elements of your bid are stapled together including the bid bond or guaranty check (if required).
- Do not include any certificates of eligibility, your authorization to bid, Addendum Letters or affidavit of availability.
- Do not include the Subcontractor Documentation with your bid (pages i – iii and pages a – g). This documentation is required only after you are awarded the contract.
- Use the envelope cover sheet (provided with the proposal) as the cover for the proposal envelope.
- Do not rely on overnight services to deliver your proposal prior to 10 AM on letting day. It will not be read if it is delivered after 10 AM.
- Do not submit your Substance Abuse Prevention Program (SAPP) with your bid. If you are awarded the contract this form is to be submitted to the district engineer at the pre-construction conference.

Use the following checklist to ensure completeness and the correct order in assembling your bid

Illinois Office Affidavit (Not applicable to federally funded projects) insert your affidavit after page 4 along with your Cost Adjustments for Steel, Bituminous and Fuel (if applicable).

Cover page (the sheet that has the item number on it) **followed by your bid (the Pay Items)**. If you are using special software or CBID to generate your schedule of prices, do not include the blank pages of the schedule of prices that came with the proposal package.

Page 4 (Item 9) – Check “YES” if you will use a subcontractor(s). Include the subcontractor(s) name, address, general type of work to be performed and the dollar amount (if over \$50,000). If you will use subcontractor(s) but are uncertain who or the dollar amount; check “YES” but leave the lines blank.

Page 10 (Paragraph J) – Check “YES” or “NO” whether your company has any business in Iran.

Page 10 (Paragraph K) – (Not applicable to federally funded projects) List the Union Local Name and number or certified training programs that you have in place. **Your bid will not be read if this is not completed.** Do not include certificates with your bid. Keep the certificates in your office in case they are requested by IDOT.

Page 11 (Paragraph L) - A copy of your State Board of Elections certificate of registration is no longer required with your bid.

Page 11 (Paragraph M) – Indicate if your company has hired a lobbyist in connection with the job for which you are submitting the bid proposal.

Page 12 (Paragraph C) – This is a work sheet to determine if a completed Form A is required. It is not part of the form and you do not need to make copies for each Form A that is filled out.

Pages 14-17 (Form A) – One Form A (4 pages) is required for each applicable person in your company. Copies of the Forms can be used and only need to be changed when the financial information changes. The certification signature and date must be original for each letting. Do not staple the forms together.

If you answered “NO” to all of the questions in Paragraph C (page 12), complete the first section (page 14) with your company information and then sign and date the Not Applicable statement on page 17.

Page 18 (Form B) - If you check “YES” to having other current or pending contracts it is acceptable to use the phrase, “See Affidavit of Availability on file”. **Ownership Certification** (at the bottom of the page) - Check N/A if the Form A you submitted accounts for 100 percent of the company ownership. Check YES if any percentage of ownership falls outside of the parameters that require reporting on the Form A. Checking NO indicates that the Form A you submitted is not correct and you will be required to submit a revised Form A.

Page 20 (Workforce Projection) – Be sure to include the Duration of the Project. It is acceptable to use the phrase “Per Contract Specifications”.

Bid Bond – Submit your bid bond using the current Bid Bond Form provided in the proposal package. The Power of Attorney page should be stapled to the Bid Bond. If you are using an electronic bond, include your bid bond number on the form and attach the Proof of Insurance printed from the electronic bond Web Site.

Disadvantaged Business Utilization Plan and/or Good Faith Effort – The last item in your bid should be the DBE Utilization Plan (SBE 2026), followed by the DBE Participation Statement (SBE 2025) and supporting paperwork. If you have documentation for a Good Faith Effort, it should follow the SBE Forms.

The Bid Letting is now available in streaming Audio/Video from the IDOT Web Site. A link to the stream will be placed on the main page of the current letting on the day of the Letting. The stream will not begin until 10 AM. The actual reading of the bids does not begin until approximately 10:20 AM.

Following the Letting, the As-Read Tabulation of Bids will be posted by the end of the day. You will find the link on the main page of the current letting.

QUESTIONS: pre-letting up to execution of the contract

Contractor/Subcontractor pre-qualification -----217-782-3413
Small Business, Disadvantaged Business Enterprise (DBE) -----217-785-4611
Contracts, Bids, Letting process or Internet downloads-----217-782-7806
Estimates Unit -----217-785-3483
Aeronautics -----217-785-8515
IDNR (Land Reclamation, Water Resources, Natural Resources) -----217-782-6302

QUESTIONS: following contract execution

Including Subcontractor documentation, payments -----217-782-3413
Railroad Insurance -----217-785-0275

33

RETURN WITH BID

Proposal Submitted By
Name
Address
City

Letting June 14, 2013

NOTICE TO PROSPECTIVE BIDDERS

This proposal can be used for bidding purposes by only those companies that request and receive written AUTHORIZATION TO BID from IDOT's Central Bureau of Construction.

BIDDERS NEED NOT RETURN THE ENTIRE PROPOSAL

Notice to Bidders, Specifications, Proposal, Contract and Contract Bond



**Illinois Department
of Transportation**

Springfield, Illinois 62764

**Contract No. 60V59
DUPAGE County
Section 2012-056TS
Route FAP 338
Project HSIP-0338(051)
District 1 Construction Funds**

PLEASE MARK THE APPROPRIATE BOX BELOW:

- A Bid Bond is included.
- A Cashier's Check or a Certified Check is included

Prepared by

F

Checked by

(Printed by authority of the State of Illinois)

Page intentionally left blank

RETURN WITH BID



PROPOSAL

TO THE DEPARTMENT OF TRANSPORTATION

1. Proposal of _____

Taxpayer Identification Number (Mandatory) _____

For the improvement identified and advertised for bids in the Invitation for Bids as:

**Contract No. 60V59
DUPAGE County
Section 2012-056TS
Project HSIP-0338(051)
Route FAP 338
District 1 Construction Funds**

Traffic signal modernization, sidewalk, timing and progression at Main St. and Washington St. in West Chicago.

2. The undersigned bidder will furnish all labor, material and equipment to complete the above described project in a good and workmanlike manner as provided in the contract documents provided by the Department of Transportation. This proposal will become part of the contract and the terms and conditions contained in the contract documents shall govern performance and payments.

RETURN WITH BID

- ASSURANCE OF EXAMINATION AND INSPECTION/WAIVER.** The undersigned further declares that he/she has carefully examined the proposal, plans, specifications, addenda form of contract and contract bond, and special provisions, and that he/she has inspected in detail the site of the proposed work, and that he/she has familiarized themselves with all of the local conditions affecting the contract and the detailed requirements of construction, and understands that in making this proposal he/she waives all right to plead any misunderstanding regarding the same.
- EXECUTION OF CONTRACT AND CONTRACT BOND.** The undersigned further agrees to execute a contract for this work and present the same to the department within fifteen (15) days after the contract has been mailed to him/her. The undersigned further agrees that he/she and his/her surety will execute and present within fifteen (15) days after the contract has been mailed to him/her contract bond satisfactory to and in the form prescribed by the Department of Transportation, in the penal sum of the full amount of the contract, guaranteeing the faithful performance of the work in accordance with the terms of the contract.
- PROPOSAL GUARANTY.** Accompanying this proposal is either a bid bond on the department form, executed by a corporate surety company satisfactory to the department, or a proposal guaranty check consisting of a bank cashier's check or a properly certified check for not less than 5 per cent of the amount bid or for the amount specified in the following schedule:

<u>Amount of Bid</u>		<u>Proposal Guaranty</u>	<u>Amount of Bid</u>		<u>Proposal Guaranty</u>
Up to	\$5,000	\$150	\$2,000,000	to	\$3,000,000
\$5,000	to	\$300	\$3,000,000	to	\$5,000,000
\$10,000	to	\$1,000	\$5,000,000	to	\$7,500,000
\$50,000	to	\$3,000	\$7,500,000	to	\$10,000,000
\$100,000	to	\$5,000	\$10,000,000	to	\$15,000,000
\$150,000	to	\$7,500	\$15,000,000	to	\$20,000,000
\$250,000	to	\$12,500	\$20,000,000	to	\$25,000,000
\$500,000	to	\$25,000	\$25,000,000	to	\$30,000,000
\$1,000,000	to	\$50,000	\$30,000,000	to	\$35,000,000
\$1,500,000	to	\$75,000	over		\$35,000,000

Bank cashier's checks or properly certified checks accompanying proposals shall be made payable to the Treasurer, State of Illinois, when the state is awarding authority; the county treasurer, when a county is the awarding authority; or the city, village, or town treasurer, when a city, village, or town is the awarding authority.

If a combination bid is submitted, the proposal guaranties which accompany the individual proposals making up the combination will be considered as also covering the combination bid.

The amount of the proposal guaranty check is _____ \$(_____). If this proposal is accepted and the undersigned shall fail to execute a contract bond as required herein, it is hereby agreed that the amount of the proposal guaranty shall become the property of the State of Illinois, and shall be considered as payment of damages due to delay and other causes suffered by the State because of the failure to execute said contract and contract bond; otherwise, the bid bond shall become void or the proposal guaranty check shall be returned to the undersigned.

Attach Cashier's Check or Certified Check Here

In the event that one proposal guaranty check is intended to cover two or more proposals, the amount must be equal to the sum of the proposal guaranties which would be required for each individual proposal. If the guaranty check is placed in another proposal, state below where it may be found.

The proposal guaranty check will be found in the proposal for:

Item _____

Section No. _____

County _____

Mark the proposal cover sheet as to the type of proposal guaranty submitted.

RETURN WITH BID

6. **COMBINATION BIDS.** The undersigned further agrees that if awarded the contract for the sections contained in the following combination, he/she will perform the work in accordance with the requirements of each individual proposal comprising the combination bid specified in the schedule below, and that the combination bid shall be prorated against each section in proportion to the bid submitted for the same. If an error is found to exist in the gross sum bid for one or more of the individual sections included in a combination, the combination bid shall be corrected as provided in the specifications.

When a combination bid is submitted, the schedule below must be completed in each proposal comprising the combination.

If alternate bids are submitted for one or more of the sections comprising the combination, a combination bid must be submitted for each alternate.

Schedule of Combination Bids

Combination No.	Sections Included in Combination	Combination Bid	
		Dollars	Cents

7. **SCHEDULE OF PRICES.** The undersigned bidder submits herewith, in accordance with the rules and instructions, a schedule of prices for the items of work for which bids are sought. The unit prices bid are in U.S. dollars and cents, and all extensions and summations have been made. The bidder understands that the quantities appearing in the bid schedule are approximate and are provided for the purpose of obtaining a gross sum for the comparison of bids. If there is an error in the extension of the unit prices, the unit prices shall govern. Payment to the contractor awarded the contract will be made only for actual quantities of work performed and accepted or materials furnished according to the contract. The scheduled quantities of work to be done and materials to be furnished may be increased, decreased or omitted as provided elsewhere in the contract.
8. **AUTHORITY TO DO BUSINESS IN ILLINOIS.** Section 20-43 of the Illinois Procurement Code (the Code) (30 ILCS 500/20-43) provides that a person (other than an individual acting as a sole proprietor) must be a legal entity authorized to do business in the State of Illinois prior to submitting the bid.
9. **The services of a subcontractor will be used.**

Check box Yes
 Check box No

For known subcontractors with subcontracts with an annual value of more than \$50,000, the contract shall include their name, address, general type of work to be performed, and the dollar allocation for each subcontractor.
 (30 ILCS 500/20-120)

10. **EXECUTION OF CONTRACT:** The Department of Transportation will, in accordance with the rules governing Department procurements, execute the contract and shall be the sole entity having the authority to accept performance and make payments under the contract. Execution of the contract by the Chief Procurement Officer (CPO) or the State Purchasing Officer (SPO) is for approval of the procurement process and execution of the contract by the Department. Neither the CPO nor the SPO shall be responsible for administration of the contract or determinations respecting performance or payment there under except as otherwise permitted in the Code.

ILLINOIS DEPARTMENT OF TRANSPORTATION
 SCHEDULE OF PRICES
 CONTRACT
 NUMBER -

60V59

State Job # - C-91-018-13

County Name - DUPAGE - -

Code - 43 - -

District - 1 - -

Section Number - 2012-056TS

Project Number

HSIP-0338/051/

Route

FAP 338

Item Number	Pay Item Description	Unit of Measure	Quantity	x	Unit Price	=	Total Price
XX000406	BRICK PAVER REM & REP	SQ FT	855.000				
X0324085	EM VEH P S LSC 20 3C	FOOT	585.000				
X0324599	ROD AND CLEAN EX COND	FOOT	1,840.000				
X8570226	FAC T4 CAB SPL	EACH	2.000				
X8620200	UNINTER POWER SUP SPL	EACH	2.000				
X8710024	FOCC62.5/125 MM12SM24	FOOT	1,396.000				
Z0030850	TEMP INFO SIGNING	SQ FT	154.200				
Z0033044	RE-OPTIMIZE SIG SYS 1	EACH	2.000				
Z0073510	TEMP TR SIGNAL TIMING	EACH	2.000				
20200100	EARTH EXCAVATION	CU YD	5.000				
42400200	PC CONC SIDEWALK 5	SQ FT	1,625.000				
42400800	DETECTABLE WARNINGS	SQ FT	196.000				
44000500	COMB CURB GUTTER REM	FOOT	345.000				
44000600	SIDEWALK REM	SQ FT	1,520.000				

ILLINOIS DEPARTMENT OF TRANSPORTATION
 SCHEDULE OF PRICES
 CONTRACT
 NUMBER -

60V59

State Job # - C-91-018-13

County Name - DUPAGE - -

Code - 43 - -

District - 1 - -

Section Number - 2012-056TS

Project Number

HSIP-0338/051/

Route

FAP 338

Item Number	Pay Item Description	Unit of Measure	Quantity	x	Unit Price	=	Total Price
60300305	FR & LIDS ADJUST	EACH	4.000				
60603800	COMB CC&G TB6.12	FOOT	116.000				
60605000	COMB CC&G TB6.24	FOOT	84.000				
66900200	NON SPL WASTE DISPOSL	CU YD	10.000				
66900450	SPL WASTE PLNS/REPORT	L SUM	1.000				
66900530	SOIL DISPOSAL ANALY	EACH	1.000				
67000400	ENGR FIELD OFFICE A	CAL MO	3.000				
67100100	MOBILIZATION	L SUM	1.000				
70102620	TR CONT & PROT 701501	L SUM	1.000				
70102625	TR CONT & PROT 701606	L SUM	1.000				
70102635	TR CONT & PROT 701701	L SUM	1.000				
70102640	TR CONT & PROT 701801	L SUM	1.000				
72000100	SIGN PANEL T1	SQ FT	33.000				
72000200	SIGN PANEL T2	SQ FT	105.000				
78000400	THPL PVT MK LINE 6	FOOT	1,210.000				

ILLINOIS DEPARTMENT OF TRANSPORTATION
 SCHEDULE OF PRICES
 CONTRACT
 NUMBER -

60V59

State Job # - C-91-018-13

County Name - DUPAGE - -

Code - 43 - -

District - 1 - -

Section Number - 2012-056TS

Project Number

HSIP-0338/051/

Route

FAP 338

Item Number	Pay Item Description	Unit of Measure	Quantity	x	Unit Price	=	Total Price
78000500	THPL PVT MK LINE 8	FOOT	20.000				
78000600	THPL PVT MK LINE 12	FOOT	260.000				
78000650	THPL PVT MK LINE 24	FOOT	293.000				
78300100	PAVT MARKING REMOVAL	SQ FT	1,000.000				
80500020	SERV INSTALL POLE MT	EACH	2.000				
81028200	UNDRGRD C GALVS 2	FOOT	742.000				
81028210	UNDRGRD C GALVS 2 1/2	FOOT	124.000				
81028220	UNDRGRD C GALVS 3	FOOT	117.000				
81028240	UNDRGRD C GALVS 4	FOOT	882.000				
81400100	HANDHOLE	EACH	6.000				
81400200	HD HANDHOLE	EACH	8.000				
81400300	DBL HANDHOLE	EACH	4.000				
85000200	MAIN EX TR SIG INSTAL	EACH	2.000				
86400100	TRANSCEIVER - FIB OPT	EACH	2.000				
87300925	ELCBL C TRACER 14 1C	FOOT	1,396.000				

ILLINOIS DEPARTMENT OF TRANSPORTATION
 SCHEDULE OF PRICES
 CONTRACT
 NUMBER -

60V59

State Job # - C-91-018-13

County Name - DUPAGE - -

Code - 43 - -

District - 1 - -

Section Number - 2012-056TS

Project Number

HSIP-0338/051/

Route

FAP 338

Item Number	Pay Item Description	Unit of Measure	Quantity	x	Unit Price	=	Total Price
87301215	ELCBL C SIGNAL 14 2C	FOOT	2,573.000				
87301225	ELCBL C SIGNAL 14 3C	FOOT	3,332.000				
87301245	ELCBL C SIGNAL 14 5C	FOOT	1,859.000				
87301255	ELCBL C SIGNAL 14 7C	FOOT	4,068.000				
87301305	ELCBL C LEAD 14 1PR	FOOT	4,498.000				
87301805	ELCBL C SERV 6 2C	FOOT	75.000				
87301900	ELCBL C EGRDC 6 1C	FOOT	1,060.000				
87502500	TS POST GALVS 16	EACH	8.000				
87700190	S MAA & P 30	EACH	1.000				
87700200	S MAA & P 32	EACH	1.000				
87700210	S MAA & P 34	EACH	1.000				
87700220	S MAA & P 36	EACH	1.000				
87700250	S MAA & P 42	EACH	2.000				
87700260	S MAA & P 44	EACH	1.000				
87700310	S MAA & P 54	EACH	1.000				

ILLINOIS DEPARTMENT OF TRANSPORTATION
 SCHEDULE OF PRICES
 CONTRACT
 NUMBER -

60V59

State Job # - C-91-018-13

County Name - DUPAGE - -

Code - 43 - -

District - 1 - -

Section Number - 2012-056TS

Project Number

HSIP-0338/051/

Route

FAP 338

Item Number	Pay Item Description	Unit of Measure	Quantity	x	Unit Price	=	Total Price
87800100	CONC FDN TY A	FOOT	32.000				
87800150	CONC FDN TY C	FOOT	8.000				
87800415	CONC FDN TY E 36D	FOOT	100.000				
87900200	DRILL EX HANDHOLE	EACH	4.000				
88030020	SH LED 1F 3S MAM	EACH	9.000				
88030100	SH LED 1F 5S BM	EACH	5.000				
88030110	SH LED 1F 5S MAM	EACH	11.000				
88030220	SH LED 2F 5S BM	EACH	3.000				
88102717	PED SH LED 1F BM CDT	EACH	16.000				
88200210	TS BACKPLATE LOU ALUM	EACH	20.000				
88500100	INDUCTIVE LOOP DETECT	EACH	21.000				
88600100	DET LOOP T1	FOOT	2,278.000				
88700200	LIGHT DETECTOR	EACH	4.000				
88700300	LIGHT DETECTOR AMP	EACH	2.000				
88800100	PED PUSH-BUTTON	EACH	16.000				

ILLINOIS DEPARTMENT OF TRANSPORTATION
 SCHEDULE OF PRICES
 CONTRACT
 NUMBER - 60V59

State Job # - C-91-018-13

County Name - DUPAGE - -

Code - 43 - -

District - 1 - -

Section Number - 2012-056TS

Project Number
 HSIP-0338/051/

Route
 FAP 338

Item Number	Pay Item Description	Unit of Measure	Quantity	x	Unit Price	=	Total Price
89000100	TEMP TR SIG INSTALL	EACH	2.000				
89502300	REM ELCBL FR CON	FOOT	2,243.000				
89502350	REM & RE ELCBL FR CON	FOOT	3,134.000				
89502375	REMOV EX TS EQUIP	EACH	2.000				
89502380	REMOV EX HANDHOLE	EACH	16.000				
89502385	REMOV EX CONC FDN	EACH	18.000				

CONTRACT NUMBER

60V59

THIS IS THE TOTAL BID

\$ _____

NOTES:

1. Each PAY ITEM should have a UNIT PRICE and a TOTAL PRICE.
2. The UNIT PRICE shall govern if no TOTAL PRICE is shown or if there is a discrepancy between the product of the UNIT PRICE multiplied by the QUANTITY.
3. If a UNIT PRICE is omitted, the TOTAL PRICE will be divided by the QUANTITY in order to establish a UNIT PRICE.
4. A bid may be declared UNACCEPTABLE if neither a unit price nor a total price is shown.

RETURN WITH BID

STATE REQUIRED ETHICAL STANDARDS GOVERNING CONTRACT PROCUREMENT: ASSURANCES, CERTIFICATIONS AND DISCLOSURES

I. GENERAL

A. Article 50 of the Code establishes the duty of all State CPOs, SPOs, and their designees to maximize the value of the expenditure of public moneys in procuring goods, services, and contracts for the State of Illinois and to act in a manner that maintains the integrity and public trust of State government. In discharging this duty, they are charged by law to use all available information, reasonable efforts, and reasonable actions to protect, safeguard, and maintain the procurement process of the State of Illinois.

B. In order to comply with the provisions of Article 50 and to carry out the duty established therein, all bidders are to adhere to ethical standards established for the procurement process, and to make such assurances, disclosures and certifications required by law. Except as otherwise required in subsection III, paragraphs J-M, by execution of the Proposal Signature Sheet, the bidder indicates that each of the mandated assurances have been read and understood, that each certification is made and understood, and that each disclosure requirement has been understood and completed.

C. In addition to all other remedies provided by law, failure to comply with any assurance, failure to make any disclosure or the making of a false certification shall be grounds for the CPO to void the contract, and may result in the suspension or debarment of the bidder or subcontractor. If a false certification is made by a subcontractor the contractor's submitted bid and the executed contract may not be declared void unless the contractor refuses to terminate the subcontract upon the State's request after a finding that the subcontractor's certification was false.

II. ASSURANCES

The assurances hereinafter made by the bidder are each a material representation of fact upon which reliance is placed should the Department enter into the contract with the bidder.

A. Conflicts of Interest

1. The Code provides in pertinent part:

Section 50-13. Conflicts of Interest.

(a) Prohibition. It is unlawful for any person holding an elective office in this State, holding a seat in the General Assembly, or appointed to or employed in any of the offices or agencies of state government and who receives compensation for such employment in excess of 60% of the salary of the Governor of the State of Illinois, or who is an officer or employee of the Capital Development Board or the Illinois Toll Highway Authority, or who is the spouse or minor child of any such person to have or acquire any contract, or any direct pecuniary interest in any contract therein, whether for stationery, printing, paper, or any services, materials, or supplies, that will be wholly or partially satisfied by the payment of funds appropriated by the General Assembly of the State of Illinois or in any contract of the Capital Development Board or the Illinois Toll Highway authority.

(b) Interests. It is unlawful for any firm, partnership, association or corporation, in which any person listed in subsection (a) is entitled to receive (i) more than 7 1/2% of the total distributable income or (ii) an amount in excess of the salary of the Governor, to have or acquire any such contract or direct pecuniary interest therein.

(c) Combined interests. It is unlawful for any firm, partnership, association, or corporation, in which any person listed in subsection (a) together with his or her spouse or minor children is entitled to receive (i) more than 15%, in the aggregate, of the total distributable income or (ii) an amount in excess of 2 times the salary of the Governor, to have or acquire any such contract or direct pecuniary interest therein.

(d) Securities. Nothing in this Section invalidates the provisions of any bond or other security previously offered or to be offered for sale or sold by or for the State of Illinois.

(e) Prior interests. This Section does not affect the validity of any contract made between the State and an officer or employee of the State or member of the General Assembly, his or her spouse, minor child or any combination of those persons if that contract was in existence before his or her election or employment as an officer, member, or employee. The contract is voidable, however, if it cannot be completed within 365 days after the officer, member, or employee takes office or is employed.

The current salary of the Governor is \$177,412.00. Sixty percent of the salary is \$106,447.20.

RETURN WITH BID

2. The bidder assures the Department that the award and execution of the contract would not cause a violation of Section 50-13, or that an effective exemption has been issued by the Board of Ethics to any individual subject to the Section 50-13 prohibitions pursuant to the provisions of Section 50-20 of the Code and Executive Order Number 3 (1998). Information concerning the exemption process is available from the Department upon request.

B. Negotiations

1. The Code provides in pertinent part:

Section 50-15. Negotiations.

(a) It is unlawful for any person employed in or on a continual contractual relationship with any of the offices or agencies of State government to participate in contract negotiations on behalf of that office or agency with any firm, partnership, association, or corporation with whom that person has a contract for future employment or is negotiating concerning possible future employment.

2. The bidder assures the Department that the award and execution of the contract would not cause a violation of Section 50-15, and that the bidder has no knowledge of any facts relevant to the kinds of acts prohibited therein.

C. Inducements

1. The Code provides:

Section 50-25. Inducement. Any person who offers or pays any money or other valuable thing to any person to induce him or her not to bid for a State contract or as recompense for not having bid on a State contract is guilty of a Class 4 felony. Any person who accepts any money or other valuable thing for not bidding for a State contract or who withholds a bid in consideration of the promise for the payment of money or other valuable thing is guilty of a Class 4 felony.

2. The bidder assures the Department that the award and execution of the contract would not cause a violation of Section 50-25, and that the bidder has no knowledge of any facts relevant to the kinds of acts prohibited therein.

D. Revolving Door Prohibition

1. The Code provides:

Section 50-30. Revolving door prohibition. CPOs, SPOs, procurement compliance monitors, their designees whose principal duties are directly related to State procurement, and executive officers confirmed by the Senate are expressly prohibited for a period of 2 years after terminating an affected position from engaging in any procurement activity relating to the State agency most recently employing them in an affected position for a period of at least 6 months. The prohibition includes, but is not limited to: lobbying the procurement process; specifying; bidding; proposing bid, proposal, or contract documents; on their own behalf or on behalf of any firm, partnership, association, or corporation. This Section applies only to persons who terminate an affected position on or after January 15, 1999.

2. The bidder assures the Department that the award and execution of the contract would not cause a violation of Section 50-30, and that the bidder has no knowledge of any facts relevant to the kinds of acts prohibited therein.

E. Reporting Anticompetitive Practices

1. The Code provides:

Section 50-40. Reporting anticompetitive practices. When, for any reason, any vendor, bidder, contractor, CPO, SPO, designee, elected official, or State employee suspects collusion or other anticompetitive practice among any bidders, offerors, contractors, proposers, or employees of the State, a notice of the relevant facts shall be transmitted to the Attorney General and the CPO.

2. The bidder assures the Department that it has not failed to report any relevant facts concerning the practices addressed in Section 50-40 which may involve the contract for which the bid is submitted.

F. Confidentiality

1. The Code provides:

Section 50-45. Confidentiality. Any CPO, SPO, designee, or executive officer who willfully uses or allows the use of specifications, competitive bid documents, proprietary competitive information, proposals, contracts, or selection information to compromise the fairness or integrity of the procurement, bidding, or contract process shall be subject to immediate dismissal, regardless of the Personnel code, any contract, or any collective bargaining agreement, and may in addition be subject to criminal prosecution.

2. The bidder assures the Department that it has no knowledge of any fact relevant to the practices addressed in Section 50-45 which may involve the contract for which the bid is submitted.

RETURN WITH BID

G. Insider Information

1. The Code provides:

Section 50-50. Insider information. It is unlawful for any current or former elected or appointed State official or State employee to knowingly use confidential information available only by virtue of that office or employment for actual or anticipated gain for themselves or another person.

2. The bidder assures the Department that it has no knowledge of any facts relevant to the practices addressed in Section 50-50 which may involve the contract for which the bid is submitted.

III. CERTIFICATIONS

The certifications hereinafter made by the bidder are each a material representation of fact upon which reliance is placed should the Department enter into the contract with the bidder. Section 50-2 of the Code provides that every person that has entered into a multi-year contract and every subcontractor with a multi-year subcontract shall certify, by July 1 of each fiscal year covered by the contract after the initial fiscal year, to the responsible CPO whether it continues to satisfy the requirements of Article 50 pertaining to the eligibility for a contract award. If a contractor or subcontractor is not able to truthfully certify that it continues to meet all requirements, it shall provide with its certification a detailed explanation of the circumstances leading to the change in certification status. A contractor or subcontractor that makes a false statement material to any given certification required under Article 50 is, in addition to any other penalties or consequences prescribed by law, subject to liability under the Whistleblower Reward and Protection Act for submission of a false claim.

A. Bribery

1. The Code provides:

Section 50-5. Bribery.

(a) Prohibition. No person or business shall be awarded a contract or subcontract under this Code who:

(1) has been convicted under the laws of Illinois or any other state of bribery or attempting to bribe an officer or employee of the State of Illinois or any other state in that officer's or employee's official capacity; or

(2) has made an admission of guilt of that conduct that is a matter of record but has not been prosecuted for that conduct.

(b) Businesses. No business shall be barred from contracting with any unit of State or local government, or subcontracting under such a contract, as a result of a conviction under this Section of any employee or agent of the business if the employee or agent is no longer employed by the business and:

(1) the business has been finally adjudicated not guilty; or

(2) the business demonstrates to the governmental entity with which it seeks to contract, or which is signatory to the contract which the subcontract relates, and that entity finds that the commission of the offense was not authorized, requested, commanded, or performed by a director, officer, or high managerial agent on behalf of the business as provided in paragraph (2) of subsection (a) of Section 5-4 of the Criminal Code of 1961.

(c) Conduct on behalf of business. For purposes of this Section, when an official, agent, or employee of a business committed the bribery or attempted bribery on behalf of the business and in accordance with the direction or authorization of a responsible official of the business, the business shall be chargeable with the conduct.

(d) Certification. Every bid submitted to and contract executed by the State, and every subcontract subject to Section 20-120 of the Code shall contain a certification by the contractor or the subcontractor, respectively, that the contractor or subcontractor is not barred from being awarded a contract or subcontract under this Section and acknowledges that the CPO may declare the related contract void if any certifications required by this Section are false. A contractor who makes a false statement, material to the certification, commits a Class 3 felony.

2. The contractor or subcontractor certifies that it is not barred from being awarded a contract under Section 50.5.

B. Felons

1. The Code provides:

Section 50-10. Felons. Unless otherwise provided, no person or business convicted of a felony shall do business with the State of Illinois or any State agency, or enter into a subcontract, from the date of conviction until 5 years after the date of completion of the sentence for that felony, unless no person held responsible by a prosecutorial office for the facts upon which the conviction was based continues to have any involvement with the business.

1. Certification. Every bid submitted to and contract executed by the State and every subcontract subject to Section 20-120 of the Code shall contain a certification by the bidder or contractor or subcontractor, respectively, that the bidder, contractor, or subcontractor is not barred from being awarded a contract or subcontract under this Section and acknowledges that the CPO may declare the related contract void if any of the certifications required by this Section are false.

RETURN WITH BID

C. Debt Delinquency

1. The Code provides:

Section 50-11 and 50-12. Debt Delinquency.

The contractor or bidder or subcontractor, respectively, certifies that it, or any affiliate, is not barred from being awarded a contract or subcontract under the Code. Section 50-11 prohibits a person from entering into a contract with a State agency, or entering into a subcontract, if it knows or should know that it, or any affiliate, is delinquent in the payment of any debt to the State as defined by the Debt Collection Board. Section 50-12 prohibits a person from entering into a contract with a State agency, or entering into a subcontract, if it, or any affiliate, has failed to collect and remit Illinois Use Tax on all sales of tangible personal property into the State of Illinois in accordance with the provisions of the Illinois Use Tax Act. The bidder or contractor or subcontractor, respectively, further acknowledges that the CPO may declare the related contract void if this certification is false or if the bidder, contractor, or subcontractor, or any affiliate, is determined to be delinquent in the payment of any debt to the State during the term of the contract.

D. Prohibited Bidders, Contractors and Subcontractors

1. The Code provides:

Section 50-10.5 and 50-60(c). Prohibited bidders, contractors and subcontractors.

The bidder or contractor or subcontractor, respectively, certifies in accordance with 30 ILCS 500/50-10.5 that no officer, director, partner or other managerial agent of the contracting business has been convicted of a felony under the Sarbanes-Oxley Act of 2002 or a Class 3 or Class 2 felony under the Illinois Securities Law of 1953 or if in violation of Subsection (c) for a period of five years from the date of conviction. Every bid submitted to and contract executed by the State and every subcontract subject to Section 20-120 of the Code shall contain a certification by the bidder, contractor, or subcontractor, respectively, that the bidder, contractor, or subcontractor is not barred from being awarded a contract or subcontract under this Section and acknowledges that the CPO shall declare the related contract void if any of the certifications completed pursuant to this Section are false.

E. Section 42 of the Environmental Protection Act

The bidder or contractor or subcontractor, respectively, certifies in accordance with 30 ILCS 500/50-14 that the bidder, contractor, or subcontractor, is not barred from being awarded a contract or entering into a subcontract under this Section which prohibits the bidding on or entering into contracts with the State of Illinois or a State agency, or entering into any subcontract, that is subject to the Code by a person or business found by a court or the Pollution Control Board to have committed a willful or knowing violation of Section 42 of the Environmental Protection Act for a period of five years from the date of the order. The bidder or contractor or subcontractor, respectively, acknowledges that the CPO may declare the contract void if this certification is false.

F. Educational Loan

1. Section 3 of the Educational Loan Default Act provides:

§ 3. No State agency shall contract with an individual for goods or services if that individual is in default, as defined in Section 2 of this Act, on an educational loan. Any contract used by any State agency shall include a statement certifying that the individual is not in default on an educational loan as provided in this Section.

2. The bidder, if an individual as opposed to a corporation, partnership or other form of business organization, certifies that the bidder is not in default on an educational loan as provided in Section 3 of the Act.

G. Bid-Rigging/Bid Rotating

1. Section 33E-11 of the Criminal Code of 1961 provides:

§ 33E-11. (a) Every bid submitted to and public contract executed pursuant to such bid by the State or a unit of local government shall contain a certification by the prime contractor that the prime contractor is not barred from contracting with any unit of State or local government as a result of a violation of either Section 33E-3 or 33E-4 of this Article. The State and units of local government shall provide the appropriate forms for such certification.

- (b) A contractor who makes a false statement, material to the certification, commits a Class 3 felony.

A violation of Section 33E-3 would be represented by a conviction of the crime of bid-rigging which, in addition to Class 3 felony sentencing, provides that any person convicted of this offense or any similar offense of any state or the United States which contains the same elements as this offense shall be barred for 5 years from the date of conviction from contracting with any unit of State or local government. No corporation shall be barred from contracting with any unit of State or local government as a result of a conviction under this Section of any employee or agent of such corporation if the employee so convicted is no longer employed by the corporation and: (1) it has been finally adjudicated not guilty or (2) if it demonstrates to the governmental entity with which it seeks to contract and that entity finds that the commission of the offense was neither authorized, requested, commanded, nor performed by a director, officer or a high managerial agent in behalf of the corporation.

RETURN WITH BID

A violation of Section 33E-4 would be represented by a conviction of the crime of bid-rotating which, in addition to Class 2 felony sentencing, provides that any person convicted of this offense or any similar offense of any state or the United States which contains the same elements as this offense shall be permanently barred from contracting with any unit of State or local government. No corporation shall be barred from contracting with any unit of State or local government as a result of a conviction under this Section of any employee or agent of such corporation if the employee so convicted is no longer employed by the corporation and: (1) it has been finally adjudicated not guilty or (2) if it demonstrates to the governmental entity with which it seeks to contract and that entity finds that the commission of the offense was neither authorized, requested, commanded, nor performed by a director, officer or a high managerial agent in behalf of the corporation.

2. The bidder certifies that it is not barred from contracting with the Department by reason of a violation of either Section 33E-3 or Section 33E-4.

H. International Anti-Boycott

1. Section 5 of the International Anti-Boycott Certification Act provides:

§ 5. State contracts. Every contract entered into by the State of Illinois for the manufacture, furnishing, or purchasing of supplies, material, or equipment or for the furnishing of work, labor, or services, in an amount exceeding the threshold for small purchases according to the purchasing laws of this State or \$10,000.00, whichever is less, shall contain certification, as a material condition of the contract, by which the contractor agrees that neither the contractor nor any substantially-owned affiliated company is participating or shall participate in an international boycott in violation of the provisions of the U.S. Export Administration Act of 1979 or the regulations of the U.S. Department of Commerce promulgated under that Act.

2. The bidder makes the certification set forth in Section 5 of the Act.

I. Drug Free Workplace

1. The Illinois "Drug Free Workplace Act" applies to this contract and it is necessary to comply with the provisions of the "Act" if the contractor is a corporation, partnership, or other entity (including a sole proprietorship) which has 25 or more employees.

2. The bidder certifies that if awarded a contract in excess of \$5,000 it will provide a drug free workplace by:

(a) Publishing a statement notifying employees that the unlawful manufacture, distribution, dispensation, possession or use of a controlled substance, including cannabis, is prohibited in the contractor's workplace; specifying the actions that will be taken against employees for violations of such prohibition; and notifying the employee that, as a condition of employment on such contract, the employee shall abide by the terms of the statement, and notify the employer of any criminal drug statute conviction for a violation occurring in the workplace no later than five (5) days after such conviction.

(b) Establishing a drug free awareness program to inform employees about the dangers of drug abuse in the workplace; the contractor's policy of maintaining a drug free workplace; any available drug counseling, rehabilitation, and employee assistance programs; and the penalties that may be imposed upon employees for drug violations.

(c) Providing a copy of the statement required by subparagraph (1) to each employee engaged in the performance of the contract and to post the statement in a prominent place in the workplace.

(d) Notifying the Department within ten (10) days after receiving notice from an employee or otherwise receiving actual notice of the conviction of an employee for a violation of any criminal drug statute occurring in the workplace.

(e) Imposing or requiring, within 30 days after receiving notice from an employee of a conviction or actual notice of such a conviction, an appropriate personnel action, up to and including termination, or the satisfactory participation in a drug abuse assistance or rehabilitation program approved by a federal, state or local health, law enforcement or other appropriate agency.

(f) Assisting employees in selecting a course of action in the event drug counseling, treatment, and rehabilitation is required and indicating that a trained referral team is in place.

(g) Making a good faith effort to continue to maintain a drug free workplace through implementation of the actions and efforts stated in this certification.

RETURN WITH BID

J. Disclosure of Business Operations in Iran

Section 50-36 of the Code, 30ILCS 500/50-36 provides that each bid, offer, or proposal submitted for a State contract shall include a disclosure of whether or not the Company acting as the bidder, offeror, or proposing entity, or any of its corporate parents or subsidiaries, within the 24 months before submission of the bid, offer, or proposal had business operations that involved contracts with or provision of supplies or services to the Government of Iran, companies in which the Government of Iran has any direct or indirect equity share, consortiums or projects commissioned by the Government of Iran, or companies involved in consortiums or projects commissioned by the Government of Iran and either of the following conditions apply:

- (1) More than 10% of the Company's revenues produced in or assets located in Iran involve oil-related activities or mineral-extraction activities; less than 75% of the Company's revenues produced in or assets located in Iran involve contracts with or provision of oil-related or mineral-extraction products or services to the Government of Iran or a project or consortium created exclusively by that government; and the Company has failed to take substantial action.
(2) The Company has, on or after August 5, 1996, made an investment of \$20 million or more, or any combination of investments of at least \$10 million each that in the aggregate equals or exceeds \$20 million in any 12-month period, which directly or significantly contributes to the enhancement of Iran's ability to develop petroleum resources of Iran.

The terms "Business operations", "Company", "Mineral-extraction activities", "Oil-related activities", "Petroleum resources", and "Substantial action" are all defined in the Code.

Failure to make the disclosure required by the Code shall cause the bid, offer or proposal to be considered not responsive. The disclosure will be considered when evaluating the bid, offer, or proposal or awarding the contract. The name of each Company disclosed as doing business or having done business in Iran will be provided to the State Comptroller.

Check the appropriate statement:

/___/ Company has no business operations in Iran to disclose.

/___/ Company has business operations in Iran as disclosed the attached document.

K. Apprenticeship and Training Certification (Does not apply to federal aid projects)

In accordance with the provisions of Section 30-22 (6) of the Code, the bidder certifies that it is a participant, either as an individual or as part of a group program, in the approved apprenticeship and training programs applicable to each type of work or craft that the bidder will perform with its own forces. The bidder further certifies for work that will be performed by subcontract that each of its subcontractors submitted for approval either (a) is, at the time of such bid, participating in an approved, applicable apprenticeship and training program; or (b) will, prior to commencement of performance of work pursuant to this contract, begin participation in an approved apprenticeship and training program applicable to the work of the subcontract. The Department, at any time before or after award, may require the production of a copy of each applicable Certificate of Registration issued by the United States Department of Labor evidencing such participation by the contractor and any or all of its subcontractors. Applicable apprenticeship and training programs are those that have been approved and registered with the United States Department of Labor. The bidder shall list in the space below, the official name of the program sponsor holding the Certificate of Registration for all of the types of work or crafts in which the bidder is a participant and that will be performed with the bidder's forces. Types of work or craft work that will be subcontracted shall be included and listed as subcontract work. The list shall also indicate any type of work or craft job category that does not have an applicable apprenticeship or training program. The bidder is responsible for making a complete report and shall make certain that each type of work or craft job category that will be utilized on the project as reported on the Construction Employee Workforce Projection (Form BC-1256) and returned with the bid is accounted for and listed.

NA-FEDERAL

The requirements of this certification and disclosure are a material part of the contract, and the contractor shall require this certification provision to be included in all approved subcontracts. In order to fulfill this requirement, it shall not be necessary that an applicable program sponsor be currently taking or that it will take applications for apprenticeship, training or employment during the performance of the work of this contract.

RETURN WITH BID

L. Political Contributions and Registration with the State Board of Elections

Sections 20-160 and 50-37 of the Code regulate political contributions from business entities and any affiliated entities or affiliated persons bidding on or contracting with the state. Generally under Section 50-37, any business entity, and any affiliated entity or affiliated person of the business entity, whose current year contracts with all state agencies exceed an awarded value of \$50,000, are prohibited from making any contributions to any political committees established to promote the candidacy of the officeholder responsible for the awarding of the contracts or any other declared candidate for that office for the duration of the term of office of the incumbent officeholder or a period 2 years after the termination of the contract, whichever is longer. Any business entity and affiliated entities or affiliated persons whose state contracts in the current year do not exceed an awarded value of \$50,000, but whose aggregate pending bids and proposals on state contracts exceed \$50,000, either alone or in combination with contracts not exceeding \$50,000, are prohibited from making any political contributions to any political committee established to promote the candidacy of the officeholder responsible for awarding the pending contract during the period beginning on the date the invitation for bids or request for proposals is issued and ending on the day after the date of award or selection if the entity was not awarded or selected. Section 20-160 requires certification of registration of affected business entities in accordance with procedures found in Section 9-35 of The Election Code.

By submission of a bid, the contractor business entity acknowledges and agrees that it has read and understands Sections 20-160 and 50-37 of the Code, and that it makes the following certification:

The undersigned business entity certifies that it has registered as a business with the State Board of Elections and acknowledges a continuing duty to update the registration in accordance with the above referenced statutes. If the business entity is required to register, the CPO shall verify that it is in compliance on the date the bid or proposal is due. The CPO shall not accept a bid or proposal if the business entity is not in compliance with the registration requirements.

These requirements and compliance with the above referenced statutory sections are a material part of the contract, and any breach thereof shall be cause to void the contract under Section 50-60 of the Code. This provision does not apply to Federal-aid contracts.

M. Lobbyist Disclosure

Section 50-38 of the Code requires that any bidder or offeror on a State contract that hires a person required to register under the Lobbyist Registration Act to assist in obtaining a contract shall:

- (i) Disclose all costs, fees, compensation, reimbursements, and other remunerations paid or to be paid to the lobbyist related to the contract,
- (ii) Not bill or otherwise cause the State of Illinois to pay for any of the lobbyist's costs, fees, compensation, reimbursements, or other remuneration, and
- (iii) Sign a verification certifying that none of the lobbyist's costs, fees, compensation, reimbursements, or other remuneration were billed to the State.

This information, along with all supporting documents, shall be filed with the agency awarding the contract and with the Secretary of State. The CPO shall post this information, together with the contract award notice, in the online Procurement Bulletin.

Pursuant to Subsection (c) of this Section, no person or entity shall retain a person or entity to attempt to influence the outcome of a procurement decision made under the Code for compensation contingent in whole or in part upon the decision or procurement. Any person who violates this subsection is guilty of a business offense and shall be fined not more than \$10,000.

Bidder acknowledges that it is required to disclose the hiring of any person required to register pursuant to the Illinois Lobbyist Registration Act (25 ILCS 170) in connection with this contract.

Bidder has not hired any person required to register pursuant to the Illinois Lobbyist Registration Act in connection with this contract.

Or

Bidder has hired the following persons required to register pursuant to the Illinois Lobbyist Registration Act in connection with the contract:

Name and address of person: _____
All costs, fees, compensation, reimbursements and other remuneration paid to said person: _____

RETURN WITH BID

IV. DISCLOSURES

- A. The disclosures hereinafter made by the bidder are each a material representation of fact upon which reliance is placed should the Department enter into the contract with the bidder. The bidder further certifies that the Department has received the disclosure forms for each bid.

The CPO may void the bid, or contract, respectively, if it is later determined that the bidder or subcontractor rendered a false or erroneous disclosure. A contractor or subcontractor may be suspended or debarred for violations of the Code. Furthermore, the CPO may void the contract and the surety providing the performance bond shall be responsible for completion of the contract.

B. Financial Interests and Conflicts of Interest

1. Section 50-35 of the Code provides that all bids of more than \$25,000 shall be accompanied by disclosure of the financial interests of the bidder. This disclosed information for the successful bidder, will be maintained as public information subject to release by request pursuant to the Freedom of Information Act, filed with the Procurement Policy Board, and shall be incorporated as a material term of the contract. Furthermore, pursuant to Section 5-5, the Procurement Policy Board may review a proposal, bid, or contract and issue a recommendation to void a contract or reject a proposal or bid based on any violation of the Code or the existence of a conflict of interest as provided in subsections (b) and (d) of Section 50-35.

The financial interests to be disclosed shall include ownership or distributive income share that is in excess of 5%, or an amount greater than 60% of the annual salary of the Governor, of the bidding entity or its parent entity, whichever is less, unless the contractor or bidder is a publicly traded entity subject to Federal 10K reporting, in which case it may submit its 10K disclosure in place of the prescribed disclosure. If a bidder is a privately held entity that is exempt from Federal 10K reporting, but has more than 200 shareholders, it may submit the information that Federal 10K companies are required to report, and list the names of any person or entity holding any ownership share that is in excess of 5%. The disclosure shall include the names, addresses, and dollar or proportionate share of ownership of each person making the disclosure, their instrument of ownership or beneficial relationship, and notice of any potential conflict of interest resulting from the current ownership or beneficial interest of each person making the disclosure having any of the relationships identified in Section 50-35 and on the disclosure form. **The current annual salary of the Governor is \$177,412.00.**

In addition, all disclosures shall indicate any other current or pending contracts, proposals, leases, or other ongoing procurement relationships the bidding entity has with any other unit of state government and shall clearly identify the unit and the contract, proposal, lease, or other relationship.

2. Disclosure Forms. Disclosure Form A is attached for use concerning the individuals meeting the above ownership or distributive share requirements. A separate Disclosure Form A must be submitted with the bid for each individual meeting the above requirements. In addition, a second form (Disclosure Form B) provides for the disclosure of current or pending procurement relationships with other (non-IDOT) state agencies and a total ownership certification. **The forms must be included with each bid.**

C. Disclosure Form Instructions

Form A Instructions for Financial Information & Potential Conflicts of Interest

If the bidder is a publicly traded entity subject to Federal 10K reporting, the 10K Report may be submitted to meet the requirements of Form A. If a bidder is a privately held entity that is exempt from Federal 10K reporting, but has more than 200 shareholders, it may submit the information that Federal 10K companies are required to report, and list the names of any person or entity holding any ownership share that is in excess of 5%. If a bidder is not subject to Federal 10K reporting, the bidder must determine if any individuals are required by law to complete a financial disclosure form. To do this, the bidder should answer each of the following questions. A "YES" answer indicates Form A must be completed. If the answer to each of the following questions is "NO", then the NOT APPLICABLE STATEMENT on Form A must be signed and dated by a person that is authorized to execute contracts for the bidding company. Note: These questions are for assistance only and are not required to be completed.

1. Does anyone in your organization have a direct or beneficial ownership share of greater than 5% of the bidding entity or parent entity? YES ___ NO ___
2. Does anyone in your organization have a direct or beneficial ownership share of less than 5%, but which has a value greater than 60% of the annual salary of the Governor? YES ___ NO ___
3. Does anyone in your organization receive more than 60% of the annual salary of the Governor of the bidding entity's or parent entity's distributive income? YES ___ NO ___
4. Does anyone in your organization receive greater than 5% of the bidding entity's or parent entity's total distributive income, but which is less than 60% of the annual salary of the Governor? YES ___ NO ___

(Note: Only one set of forms needs to be completed per person per bid even if a specific individual would require a yes answer to more than one question.)

A "YES" answer to any of these questions requires the completion of Form A. The bidder must determine each individual in the bidding entity or the bidding entity's parent company that would cause the questions to be answered "Yes". Each form must be signed and dated by a person that is authorized to execute contracts for your organization. **Photocopied or stamped signatures are not acceptable.** The person signing can be, but does not have to be, the person for which the form is being completed. The bidder is responsible for the accuracy of any information provided.

If the answer to each of the above questions is "NO", then the NOT APPLICABLE STATEMENT of Form A must be signed and dated by a person that is authorized to execute contracts for your company.

RETURN WITH BID

Form B: Instructions for Identifying Other Contracts & Procurement Related Information

Disclosure Form B must be completed for each bid submitted by the bidding entity. *Note: Checking the NOT APPLICABLE STATEMENT on Form A does not allow the bidder to ignore Form B. Form B must be completed, checked, and dated or the bidder may be considered nonresponsive and the bid will not be accepted.*

The Bidder shall identify, by checking Yes or No on Form B, whether it has any pending contracts (including leases), bids, proposals, or other ongoing procurement relationship with any other (non-IDOT) State of Illinois agency. If "No" is checked, the bidder only needs to complete the check box on the bottom of Form B. If "Yes" is checked, the bidder must do one of the following:

Option I: If the bidder did not submit an Affidavit of Availability to obtain authorization to bid, the bidder must list all non-IDOT State of Illinois agency pending contracts, leases, bids, proposals, and other ongoing procurement relationships. These items may be listed on Form B or on an attached sheet(s). Do not include IDOT contracts. Contracts with cities, counties, villages, etc. are not considered State of Illinois agency contracts and are not to be included. Contracts with other State of Illinois agencies such as the Department of Natural Resources or the Capital Development Board must be included. Bidders who submit Affidavits of Availability are suggested to use Option II.

Option II: If the bidder is required and has submitted an Affidavit of Availability in order to obtain authorization to bid, the bidder may write or type "See Affidavit of Availability" which indicates that the Affidavit of Availability is incorporated by reference and includes all non-IDOT State of Illinois agency pending contracts, leases, bids, proposals, and other ongoing procurement relationships. For any contracts that are not covered by the Affidavit of Availability, the bidder must identify them on Form B or on an attached sheet(s). These might be such things as leases.

RETURN WITH BID

**ILLINOIS DEPARTMENT
OF TRANSPORTATION**

**Form A
Financial Information &
Potential Conflicts of Interest
Disclosure**

Contractor Name		
Legal Address		
City, State, Zip		
Telephone Number	Email Address	Fax Number (if available)

Disclosure of the information contained in this Form is required by the Section 50-35 of the Code (30 ILCS 500). Vendors desiring to enter into a contract with the State of Illinois must disclose the financial information and potential conflict of interest information as specified in this Disclosure Form. This information shall become part of the publicly available contract file. This Form A must be completed for bids in excess of \$25,000, and for all open-ended contracts. **A publicly traded company may submit a 10K disclosure (or equivalent if applicable) in satisfaction of the requirements set forth in Form A. See Disclosure Form Instructions.**

The current annual salary of the Governor is \$177,412.00.

DISCLOSURE OF FINANCIAL INFORMATION

- 1. Disclosure of Financial Information.** The individual named below has an interest in the BIDDER (or its parent) in terms of ownership or distributive income share in excess of 5%, or an interest which has a value of more than 60% of the annual salary of the Governor. **(Make copies of this form as necessary and attach a separate Disclosure Form A for each individual meeting these requirements)**

FOR INDIVIDUAL (type or print information)	
NAME:	_____
ADDRESS	_____
Type of ownership/distributable income share:	
stock _____	sole proprietorship _____
Partnership _____	other: (explain on separate sheet): _____
% or \$ value of ownership/distributable income share: _____	

- 2. Disclosure of Potential Conflicts of Interest.** Check "Yes" or "No" to indicate which, if any, of the following potential conflict of interest relationships apply. If the answer to any question is "Yes", please attach additional pages and describe.

- (a) State employment, currently or in the previous 3 years, including contractual employment of services.
Yes ___ No ___

If your answer is yes, please answer each of the following questions.

- Are you currently an officer or employee of either the Capitol Development Board or the Illinois State Toll Highway Authority? Yes ___ No ___
- Are you currently appointed to or employed by any agency of the State of Illinois? If you are currently appointed to or employed by any agency of the State of Illinois, and your annual salary exceeds 60% of the annual salary of the Governor provide the name the State agency for which you are employed and your annual salary. _____

RETURN WITH BID

3. If you are currently appointed to or employed by any agency of the State of Illinois, and your annual salary exceeds 60% of the annual salary of the Governor, are you entitled to receive (i) more than 7 1/2% of the total distributable income of your firm, partnership, association or corporation, or (ii) an amount in excess of 100% of the annual salary of the Governor? Yes ___ No ___
4. If you are currently appointed to or employed by any agency of the State of Illinois, and your annual salary exceeds 60% of the annual salary of the Governor, are you and your spouse or minor children entitled to receive (i) more than 15% in aggregate of the total distributable income of your firm, partnership, association or corporation, or (ii) an amount in excess of two times the salary of the Governor? Yes ___ No ___

(b) State employment of spouse, father, mother, son, or daughter, including contractual employment for services in the previous 2 years.

Yes ___ No ___

If your answer is yes, please answer each of the following questions.

1. Is your spouse or any minor children currently an officer or employee of the Capitol Development Board or the Illinois State Toll Highway Authority? Yes ___ No ___
2. Is your spouse or any minor children currently appointed to or employed by any agency of the State of Illinois? If your spouse or minor children is/are currently appointed to or employed by any agency of the State of Illinois, and his/her annual salary exceeds 60% of the annual salary of the Governor, provide the name of the spouse and/or minor children, the name of the State agency for which he/she is employed and his/her annual salary. _____
-
3. If your spouse or any minor children is/are currently appointed to or employed by any agency of the State of Illinois, and his/her annual salary exceeds 60% of the annual salary of the Governor, are you entitled to receive (i) more than 7 1/2% of the total distributable income of your firm, partnership, association or corporation, or (ii) an amount in excess 100% of the annual salary of the Governor? Yes ___ No ___
4. If your spouse or any minor children are currently appointed to or employed by any agency of the State of Illinois, and his/her annual salary exceeds 60% of the annual salary of the Governor, are you and your spouse or any minor children entitled to receive (i) more than 15% in the aggregate of the total distributable income from your firm, partnership, association or corporation, or (ii) an amount in excess of two times the salary of the Governor? Yes ___ No ___

(c) Elective status; the holding of elective office of the State of Illinois, the government of the United States, any unit of local government authorized by the Constitution of the State of Illinois or the statutes of the State of Illinois currently or in the previous 3 years. Yes ___ No ___

(d) Relationship to anyone holding elective office currently or in the previous 2 years; spouse, father, mother, son, or daughter. Yes ___ No ___

(e) Appointive office; the holding of any appointive government office of the State of Illinois, the United State of America, or any unit of local government authorized by the Constitution of the State of Illinois or the statutes of the State of Illinois, which office entitles the holder to compensation in excess of the expenses incurred in the discharge of that office currently or in the previous 3 years. Yes ___ No ___

(f) Relationship to anyone holding appointive office currently or in the previous 2 years; spouse, father, mother, son, or daughter. Yes ___ No ___

(g) Employment, currently or in the previous 3 years, as or by any registered lobbyist of the State government. Yes ___ No ___

RETURN WITH BID

(h) Relationship to anyone who is or was a registered lobbyist in the previous 2 years; spouse, father, mother, son, or daughter. Yes ___ No ___

(i) Compensated employment, currently or in the previous 3 years, by any registered election or reelection committee registered with the Secretary of State or any county clerk of the State of Illinois, or any political action committee registered with either the Secretary of State or the Federal Board of Elections. Yes ___ No ___

(j) Relationship to anyone; spouse, father, mother, son, or daughter; who was a compensated employee in the last 2 years by any registered election or re-election committee registered with the Secretary of State or any county clerk of the State of Illinois, or any political action committee registered with either the Secretary of State or the Federal Board of Elections. Yes ___ No ___

3. Communication Disclosure.

Disclose the name and address of each lobbyist and other agent of the bidder or offeror who is not identified in Section 2 of this form, who is has communicated, is communicating, or may communicate with any State officer or employee concerning the bid or offer. This disclosure is a continuing obligation and must be promptly supplemented for accuracy throughout the process and throughout the term of the contract. If no person is identified, enter "None" on the line below:

Name and address of person(s): _____

RETURN WITH BID

4. Debarment Disclosure. For each of the persons identified under Sections 2 and 3 of this form, disclose whether any of the following has occurred within the previous 10 years: debarment from contracting with any governmental entity; professional licensure discipline; bankruptcies; adverse civil judgments and administrative findings; and criminal felony convictions. This disclosure is a continuing obligation and must be promptly supplemented for accuracy throughout the procurement process and term of the contract. If no person is identified, enter "None" on the line below:

Name of person(s): _____

Nature of disclosure: _____

APPLICABLE STATEMENT

This Disclosure Form A is submitted on behalf of the INDIVIDUAL named on previous page. Under penalty of perjury, I certify the contents of this disclosure to be true and accurate to the best of my knowledge.

Completed by: _____
Signature of Individual or Authorized Representative Date

NOT APPLICABLE STATEMENT

Under penalty of perjury, I have determined that no individuals associated with this organization meet the criteria that would require the completion of this Form A.

This Disclosure Form A is submitted on behalf of the CONTRACTOR listed on the previous page.

Signature of Authorized Representative Date

The bidder has a continuing obligation to supplement these disclosures under Sec. 50-35 of the Code.

RETURN WITH BID

ILLINOIS DEPARTMENT OF TRANSPORTATION

Form B Other Contracts & Financial Related Information Disclosure

Contractor Name, Legal Address, City, State, Zip, Telephone Number, Email Address, Fax Number (if available)

Disclosure of the information contained in this Form is required by the Section 50-35 of the Code (30 ILCS 500). This information shall become part of the publicly available contract file. This Form B must be completed for bids in excess of \$25,000, and for all open-ended contracts.

DISCLOSURE OF OTHER CONTRACTS AND PROCUREMENT RELATED INFORMATION

1. Identifying Other Contracts & Procurement Related Information. The BIDDER shall identify whether it has any pending contracts (including leases), bids, proposals, or other ongoing procurement relationship with any other State of Illinois agency: Yes ___ No ___

If "No" is checked, the bidder only needs to complete the signature box on the bottom of this page.

2. If "Yes" is checked. Identify each such relationship by showing State of Illinois agency name and other descriptive information such as bid or project number (attach additional pages as necessary). SEE DISCLOSURE FORM INSTRUCTIONS:

THE FOLLOWING STATEMENT MUST BE CHECKED

Signature of Authorized Representative, Date

OWNERSHIP CERTIFICATION

Please certify that the following statement is true if the individuals for all submitted Form A disclosures do not total 100% of ownership.

Any remaining ownership interest is held by individuals receiving less than \$106,447.20 of the bidding entity's or parent entity's distributive income or holding less than a 5% ownership interest.

Yes No N/A (Form A disclosure(s) established 100% ownership)

RETURN WITH BID

SPECIAL NOTICE TO CONTRACTORS

The following requirements of the Illinois Department of Human Rights' Rules and Regulations are applicable to bidders on all construction contracts advertised by the Illinois Department of Transportation:

CONSTRUCTION EMPLOYEE UTILIZATION PROJECTION

- (a) All bidders on construction contracts shall complete and submit, along with and as part of their bids, a Bidder's Employee Utilization Form (Form BC-1256) setting forth a projection and breakdown of the total workforce intended to be hired and/or allocated to such contract work by the bidder including a projection of minority and female employee utilization in all job classifications on the contract project.
- (b) The Department of Transportation shall review the Employee Utilization Form, and workforce projections contained therein, of the contract awardee to determine if such projections reflect an underutilization of minority persons and/or women in any job classification in accordance with the Equal Employment Opportunity Clause and Section 7.2 of the Illinois Department of Human Rights' Rules and Regulations for Public Contracts adopted as amended on September 17, 1980. If it is determined that the contract awardee's projections reflect an underutilization of minority persons and/or women in any job classification, it shall be advised in writing of the manner in which it is underutilizing and such awardee shall be considered to be in breach of the contract unless, prior to commencement of work on the contract project, it submits revised satisfactory projections or an acceptable written affirmative action plan to correct such underutilization including a specific timetable geared to the completion stages of the contract.
- (c) The Department of Transportation shall provide to the Department of Human Rights a copy of the contract awardee's Employee Utilization Form, a copy of any required written affirmative action plan, and any written correspondence related thereto. The Department of Human Rights may review and revise any action taken by the Department of Transportation with respect to these requirements.



RETURN WITH BID

**Contract No. 60V59
DUPAGE County
Section 2012-056TS
Project HSIP-0338(051)
Route FAP 338
District 1 Construction Funds**

PART I. IDENTIFICATION

Dept. Human Rights # _____ Duration of Project: _____
Name of Bidder: _____

PART II. WORKFORCE PROJECTION

A. The undersigned bidder has analyzed minority group and female populations, unemployment rates and availability of workers for the location in which this contract work is to be performed, and for the locations from which the bidder recruits employees, and hereby submits the following workforce projection including a projection for minority and female employee utilization in all job categories in the workforce to be allocated to this contract:

JOB CATEGORIES	TOTAL EMPLOYEES		MINORITY EMPLOYEES						TRAINEES			
			BLACK		HISPANIC		*OTHER MINOR.		APPREN-TICES		ON THE JOB TRAINEES	
	M	F	M	F	M	F	M	F	M	F	M	F
OFFICIALS (MANAGERS)												
SUPERVISORS												
FOREMEN												
CLERICAL												
EQUIPMENT OPERATORS												
MECHANICS												
TRUCK DRIVERS												
IRONWORKERS												
CARPENTERS												
CEMENT MASONS												
ELECTRICIANS												
PIPEFITTERS, PLUMBERS												
PAINTERS												
LABORERS, SEMI-SKILLED												
LABORERS, UNSKILLED												
TOTAL												

CURRENT EMPLOYEES TO BE ASSIGNED TO CONTRACT			
TOTAL EMPLOYEES		MINORITY EMPLOYEES	
M	F	M	F

EMPLOYEES IN TRAINING	TOTAL EMPLOYEES		BLACK		HISPANIC		*OTHER MINOR.	
	M	F	M	F	M	F	M	F
APPRENTICES								
ON THE JOB TRAINEES								

*Other minorities are defined as Asians (A) or Native Americans (N).
Please specify race of each employee shown in Other Minorities column.

FOR DEPARTMENT USE ONLY

BC 1256 (Rev. 12/11/07)

Note: See instructions on page 2

RETURN WITH BID

**Contract No. 60V59
DUPAGE County
Section 2012-056TS
Project HSIP-0338(051)
Route FAP 338
District 1 Construction Funds**

PART II. WORKFORCE PROJECTION - continued

- B. Included in "Total Employees" under Table A is the total number of **new hires** that would be employed in the event the undersigned bidder is awarded this contract.

The undersigned bidder projects that: (number) _____ new hires would be recruited from the area in which the contract project is located; and/or (number) _____ new hires would be recruited from the area in which the bidder's principal office or base of operation is located.

- C. Included in "Total Employees" under Table A is a projection of numbers of persons to be employed directly by the undersigned bidder as well as a projection of numbers of persons to be employed by subcontractors.

The undersigned bidder estimates that (number) _____ persons will be directly employed by the prime contractor and that (number) _____ persons will be employed by subcontractors.

PART III. AFFIRMATIVE ACTION PLAN

- A. The undersigned bidder understands and agrees that in the event the foregoing minority and female employee utilization projection included under **PART II** is determined to be an underutilization of minority persons or women in any job category, and in the event that the undersigned bidder is awarded this contract, he/she will, prior to commencement of work, develop and submit a written Affirmative Action Plan including a specific timetable (geared to the completion stages of the contract) whereby deficiencies in minority and/or female employee utilization are corrected. Such Affirmative Action Plan will be subject to approval by the contracting agency and the **Department of Human Rights**.
- B. The undersigned bidder understands and agrees that the minority and female employee utilization projection submitted herein, and the goals and timetable included under an Affirmative Action Plan if required, are deemed to be part of the contract specifications.

Company _____ Telephone Number _____

Address _____

NOTICE REGARDING SIGNATURE

The Bidder's signature on the Proposal Signature Sheet will constitute the signing of this form. The following signature block needs to be completed only if revisions are required.

Signature: _____ Title: _____ Date: _____

- Instructions: All tables must include subcontractor personnel in addition to prime contractor personnel.
- Table A - Include both the number of employees that would be hired to perform the contract work and the total number currently employed (Table B) that will be allocated to contract work, and include all apprentices and on-the-job trainees. The "Total Employees" column should include all employees including all minorities, apprentices and on-the-job trainees to be employed on the contract work.
 - Table B - Include all employees currently employed that will be allocated to the contract work including any apprentices and on-the-job trainees currently employed.
 - Table C - Indicate the racial breakdown of the total apprentices and on-the-job trainees shown in Table A.

RETURN WITH BID

ADDITIONAL FEDERAL REQUIREMENTS

In addition to the Required Contract Provisions for Federal-Aid Construction Contracts (FHWA 1273), all bidders make the following certifications.

- A. By the execution of this proposal, the signing bidder certifies that the bidding entity has not, either directly or indirectly, entered into any agreement, participated in any collusion, or otherwise taken any action, in restraint of free competitive bidding in connection with the submitted bid. This statement made by the undersigned bidder is true and correct under penalty of perjury under the laws of the United States.
- B. **CERTIFICATION, EQUAL EMPLOYMENT OPPORTUNITY:**
1. Have you participated in any previous contracts or subcontracts subject to the equal opportunity clause. YES _____ NO _____
 2. If answer to #1 is yes, have you filed with the Joint Reporting Committee, the Director of OFCC, any Federal agency, or the former President's Committee on Equal Employment Opportunity, all reports due under the applicable filing requirements of those organizations? YES _____ NO _____

RETURN WITH BID

**Contract No. 60V59
DUPAGE County
Section 2012-056TS
Project HSIP-0338(051)
Route FAP 338
District 1 Construction Funds**

PROPOSAL SIGNATURE SHEET

The undersigned bidder hereby makes and submits this bid on the subject Proposal, thereby assuring the Department that all requirements of the Invitation for Bids and rules of the Department have been met, that there is no misunderstanding of the requirements of paragraph 3 of this Proposal, and that the contract will be executed in accordance with the rules of the Department if an award is made on this bid.

(IF AN INDIVIDUAL)

Firm Name _____
Signature of Owner _____
Business Address _____

(IF A CO-PARTNERSHIP)

Firm Name _____
By _____
Business Address _____
Name and Address of All Members of the Firm: _____

(IF A CORPORATION)

Corporate Name _____
By _____
Signature of Authorized Representative _____
Typed or printed name and title of Authorized Representative _____

(IF A JOINT VENTURE, USE THIS SECTION FOR THE MANAGING PARTY AND THE SECOND PARTY SHOULD SIGN BELOW)

Attest _____
Signature _____
Business Address _____

(IF A JOINT VENTURE)

Corporate Name _____
By _____
Signature of Authorized Representative _____
Typed or printed name and title of Authorized Representative _____

Attest _____
Signature _____
Business Address _____

If more than two parties are in the joint venture, please attach an additional signature sheet.



Return with Bid

Division of Highways
Proposal Bid Bond
(Effective November 1, 1992)

Item No. _____

Letting Date _____

KNOW ALL MEN BY THESE PRESENTS, That We _____

as PRINCIPAL, and _____

_____ as SURETY, are held jointly, severally and firmly bound unto the STATE OF ILLINOIS in the penal sum of 5 percent of the total bid price, or for the amount specified in the bid proposal under "Proposal Guaranty" in effect on the date of the Invitation for Bids, whichever is the lesser sum, well and truly to be paid unto said STATE OF ILLINOIS, for the payment of which we bind ourselves, our heirs, executors, administrators, successors and assigns.

THE CONDITION OF THE FOREGOING OBLIGATION IS SUCH, that whereas, the PRINCIPAL has submitted a bid proposal to the STATE OF ILLINOIS, acting through the Department of Transportation, for the improvement designated by the Transportation Bulletin Item Number and Letting Date indicated above.

NOW, THEREFORE, if the Department shall accept the bid proposal of the PRINCIPAL; and if the PRINCIPAL shall, within the time and as specified in the bidding and contract documents, submit a DBE Utilization Plan that is accepted and approved by the Department; and if, after award by the Department, the PRINCIPAL shall enter into a contract in accordance with the terms of the bidding and contract documents including evidence of the required insurance coverages and providing such bond as specified with good and sufficient surety for the faithful performance of such contract and for the prompt payment of labor and material furnished in the prosecution thereof; or if, in the event of the failure of the PRINCIPAL to make the required DBE submission or to enter into such contract and to give the specified bond, the PRINCIPAL pays to the Department the difference not to exceed the penalty hereof between the amount specified in the bid proposal and such larger amount for which the Department may contract with another party to perform the work covered by said bid proposal, then this obligation shall be null and void, otherwise, it shall remain in full force and effect.

IN THE EVENT the Department determines the PRINCIPAL has failed to comply with any requirement as set forth in the preceding paragraph, then Surety shall pay the penal sum to the Department within fifteen (15) days of written demand therefor. If Surety does not make full payment within such period of time, the Department may bring an action to collect the amount owed. Surety is liable to the Department for all its expenses, including attorney's fees, incurred in any litigation in which it prevails either in whole or in part.

In TESTIMONY WHEREOF, the said PRINCIPAL and the said SURETY have caused this instrument to be signed by

their respective officers this _____ day of _____ A.D., _____.

PRINCIPAL

SURETY

(Company Name)

(Company Name)

By _____
(Signature & Title)

By: _____
(Signature of Attorney-in-Fact)

Notary Certification for Principal and Surety

STATE OF ILLINOIS,
County of _____

I, _____, a Notary Public in and for said County, do hereby certify that

_____ and _____
(Insert names of individuals signing on behalf of PRINCIPAL & SURETY)

who are each personally known to me to be the same persons whose names are subscribed to the foregoing instrument on behalf of PRINCIPAL and SURETY, appeared before me this day in person and acknowledged respectively, that they signed and delivered said instrument as their free and voluntary act for the uses and purposes therein set forth.

Given under my hand and notarial seal this _____ day of _____ A.D. _____

My commission expires _____

Notary Public

In lieu of completing the above section of the Proposal Bid Form, the Principal may file an Electronic Bid Bond. By signing the proposal and marking the check box next to the Signature and Title line below, the Principal is ensuring the identified electronic bid bond has been executed and the Principal and Surety are firmly bound unto the State of Illinois under the conditions of the bid bond as shown above.

Electronic Bid Bond ID#

Company / Bidder Name



Signature and Title

(1) Policy

It is public policy that disadvantageded businesses as defined in 49 CFR Part 26 and the Special Provision shall have the maximum opportunity to participate in the performance of contracts financed in whole or in part with Federal or State funds. Consequently the requirements of 49 CFR Part 26 apply to this contract.

(2) Obligation

The contractor agrees to ensure that disadvantageded businesses as defined in 49 CFR Part 26 and the Special Provision have the maximum opportunity to participate in the performance of contracts or subcontracts financed in whole or in part with Federal or State funds. The contractor shall take all necessary and reasonable steps in accordance with 49 CFR Part 26 and the Special Provision to ensure that said businesses have the maximum opportunity to compete for and perform under this contract. The contractor shall not discriminate on the basis of race, color, national origin or sex in the award and performance of contracts.

(3) Project and Bid Identification

Complete the following information concerning the project and bid:

Route _____	Total Bid _____
Section _____	Contract DBE Goal _____
Project _____	(Percent) (Dollar Amount)
County _____	
Letting Date _____	
Contract No. _____	
Letting Item No. _____	

(4) Assurance

I, acting in my capacity as an officer of the undersigned bidder (or bidders if a joint venture), hereby assure the Department that on this project my company : (check one)

Meets or exceeds contract award goals and has provided documented participation as follows:
Disadvantaged Business Participation _____ percent

Attached are the signed participation statements, forms SBE 2025, required by the Special Provision evidencing availability and use of each business participating in this plan and assuring that each business will perform a commercially useful function in the work of the contract.

Failed to meet contract award goals and has included good faith effort documentation to meet the goals and that my company has provided participation as follows:

Disadvantaged Business Participation _____ percent

The contract goals should be accordingly modified or waived. Attached is all information required by the Special Provision in support of this request including good faith effort. Also attached are the signed participation statements, forms SBE 2025, required by the Special Provision evidencing availability and use of each business participating in this plan and assuring that each business will perform a commercially useful function in the work of the contract.

Company

By _____

Title _____

Date _____

The "as read" Low Bidder is required to comply with the Special Provision.

Submit only one utilization plan for each project. The utilization plan shall be submitted in accordance with the special provision.

Bureau of Small Business Enterprises **Local Let Projects**
2300 South Dirksen Parkway Submit forms to the
Springfield, Illinois 62764 Local Agency

The Department of Transportation is requesting disclosure of information that is necessary to accomplish the purpose as outlined under State and Federal law. Disclosure of this information is **REQUIRED**. Failure to provide any information will result in the contract not being awarded. This form has been approved by the State Forms Manager Center.



Subcontractor Registration _____

Letting _____

Participation Statement

Item No. _____

(1) Instructions

Contract _____

This form must be completed for each disadvantaged business participating in the Utilization Plan. This form shall be submitted in accordance with the special provision and will be attached to the Utilization Plan form.. If additional space is needed complete an additional form for the firm.

(2) Work

Pay Item No.	Description	Quantity	Unit Price	Total
Total				

(3) Partial Payment Items

For any of the above items which are partial pay items, specifically describe the work and subcontract dollar amount:

(4) Commitment

The undersigned certify that the information included herein is true and correct, and that the DBE firm listed below has agreed to perform a commercially useful function in the work of the contract item(s) listed above and to execute a contract with the prime contractor. The undersigned further understand that no changes to this statement may be made without prior approval from the Department's Bureau of Small Business Enterprises and that complete and accurate information regarding actual work performed on this project and the payment therefore must be provided to the Department.

Signature for Prime Contractor

Signature for DBE Firm

Title _____

Title _____

Date _____

Date _____

Contact _____

Contact Person _____

Phone _____

Phone _____

Firm Name _____

Firm Name _____

Address _____

Address _____

City/State/Zip _____

City/State/Zip _____

E _____

WC _____

The Department of Transportation is requesting disclosure of information that is necessary to accomplish the statutory purpose as outlined under the state and federal law. Disclosure of this information is **REQUIRED**. Failure to provide any information will result in the contract not being awarded. This form has been approved by the State Forms Management Center.

PROPOSAL ENVELOPE



PROPOSALS

for construction work advertised for bids by the
Illinois Department of Transportation

Item No.	Item No.	Item No.

Submitted By:

Name:
Address:
Phone No.

Bidders should use an IDOT proposal envelope or affix this form to the front of a 10" x 13" envelope for the submittal of bids. If proposals are mailed, they should be enclosed in a second or outer envelope addressed to:

Engineer of Design and Environment - Room 326
Illinois Department of Transportation
2300 South Dirksen Parkway
Springfield, Illinois 62764

NOTICE

Individual bids, including Bid Bond and/or supplemental information if required, should be securely stapled.

CONTRACTOR OFFICE COPY OF CONTRACT SPECIFICATIONS

NOTICE

None of the following material needs to be returned with the bid package unless the special provisions require documentation and/or other information to be submitted.

**Contract No. 60V59
DUPAGE County
Section 2012-056TS
Project HSIP-0338(051)
Route FAP 338
District 1 Construction Funds**



Illinois Department of Transportation

SUBCONTRACTOR DOCUMENTATION

Public Acts 96-0795, 96-0920, and 97-0895 enacted substantial changes to the provisions of the Code (30 ILCS 500). Among the changes are provisions affecting subcontractors. The Contractor awarded this contract will be required as a material condition of the contract to implement and enforce the contract requirements applicable to subcontractors that entered into a contractual agreement with a total value of \$50,000 or more with a person or entity who has a contract subject to the Code and approved in accordance with article 108.01 of the Standard Specifications for Road and Bridge Construction.

If the Contractor seeks approval of subcontractors to perform a portion of the work, and approval is granted by the Department, the Contractor shall provide a copy of the subcontract to the Illinois Department of Transportation's CPO upon request within 15 calendar days after execution of the subcontract.

Financial disclosures required pursuant to Sec. 50-35 of the Code must be submitted for all applicable subcontractors. The subcontract shall contain the certifications required to be made by subcontractors pursuant to Article 50 of the Code. This Notice to Bidders includes a document incorporating all required subcontractor certifications and disclosures for use by the Contractor in compliance with this mandate. The document is entitled State Required Ethical Standards Governing Subcontractors.

RETURN WITH SUBCONTRACT

STATE ETHICAL STANDARDS GOVERNING SUBCONTRACTORS

Article 50 of the Code establishes the duty of all State CPOs, SPOs, and their designees to maximize the value of the expenditure of public moneys in procuring goods, services, and contracts for the State of Illinois and to act in a manner that maintains the integrity and public trust of State government. In discharging this duty, they are charged by law to use all available information, reasonable efforts, and reasonable actions to protect, safeguard, and maintain the procurement process of the State of Illinois.

The certifications hereinafter made by the subcontractor are each a material representation of fact upon which reliance is placed should the Department approve the subcontractor. The CPO may terminate or void the contract approval if it is later determined that the bidder or subcontractor rendered a false or erroneous certification. If a false certification is made by a subcontractor the contractor's submitted bid and the executed contract may not be declared void unless the contractor refuses to terminate the subcontract upon the State's request after a finding that the subcontractor's certification was false.

Section 50-2 of the Code provides that every person that has entered into a multi-year contract and every subcontractor with a multi-year subcontract shall certify, by July 1 of each fiscal year covered by the contract after the initial fiscal year, to the responsible CPO whether it continues to satisfy the requirements of Article 50 pertaining to the eligibility for a contract award. If a contractor or subcontractor is not able to truthfully certify that it continues to meet all requirements, it shall provide with its certification a detailed explanation of the circumstances leading to the change in certification status. A contractor or subcontractor that makes a false statement material to any given certification required under Article 50 is, in addition to any other penalties or consequences prescribed by law, subject to liability under the Whistleblower Reward and Protection Act for submission of a false claim.

A. Bribery

1. The Code provides:

Section 50-5. Bribery.

(a) Prohibition. No person or business shall be awarded a contract or subcontract under this Code who:

(1) has been convicted under the laws of Illinois or any other state of bribery or attempting to bribe an officer or employee of the State of Illinois or any other state in that officer's or employee's official capacity; or

(2) has made an admission of guilt of that conduct that is a matter of record but has not been prosecuted for that conduct.

(b) Businesses. No business shall be barred from contracting with any unit of State or local government, or subcontracting under such a contract, as a result of a conviction under this Section of any employee or agent of the business if the employee or agent is no longer employed by the business and:

(1) the business has been finally adjudicated not guilty; or

(2) the business demonstrates to the governmental entity with which it seeks to contract, or which is signatory to the contract to which the subcontract relates, and that entity finds that the commission of the offense was not authorized, requested, commanded, or performed by a director, officer, or high managerial agent on behalf of the business as provided in paragraph (2) of subsection (a) of Section 5-4 of the Criminal Code of 1961.

(c) Conduct on behalf of business. For purposes of this Section, when an official, agent, or employee of a business committed the bribery or attempted bribery on behalf of the business and in accordance with the direction or authorization of a responsible official of the business, the business shall be chargeable with the conduct.

(d) Certification. Every bid submitted to and contract executed by the State, and every subcontract subject to Section 20-120 of the Code shall contain a certification by the contractor or the subcontractor, respectively, that the contractor or subcontractor is not barred from being awarded a contract or subcontract under this Section and acknowledges that the CPO may declare the related contract void if any certifications required by this Section are false. A contractor who makes a false statement, material to the certification, commits a Class 3 felony.

2. The contractor or subcontractor certifies that it is not barred from being awarded a contract under Section 50.5.

B. Felons

1. The Code provides:

Section 50-10. Felons. Unless otherwise provided, no person or business convicted of a felony shall do business with the State of Illinois or any State agency, or enter into a subcontract, from the date of conviction until 5 years after the date of completion of the sentence for that felony, unless no person held responsible by a prosecutorial office for the facts upon which the conviction was based continues to have any involvement with the business.

2. Certification. Every bid submitted to and contract executed by the State and every subcontract subject to Section 20-120 of the Code shall contain a certification by the bidder or contractor or subcontractor, respectively, that the bidder, contractor, or subcontractor is not barred from being awarded a contract or subcontract under this Section and acknowledges that the CPO may declare the related contract void if any of the certifications required by this Section are false.

RETURN WITH SUBCONTRACT

C. Debt Delinquency

1. The Code provides:

Section 50-11 and 50-12. Debt Delinquency.

The contractor or bidder or subcontractor, respectively, certifies that it, or any affiliate, is not barred from being awarded a contract or subcontract under the Code. Section 50-11 prohibits a person from entering into a contract with a State agency, or entering into a subcontract, if it knows or should know that it, or any affiliate, is delinquent in the payment of any debt to the State as defined by the Debt Collection Board. Section 50-12 prohibits a person from entering into a contract with a State agency, or entering into a subcontract, if it, or any affiliate, has failed to collect and remit Illinois Use Tax on all sales of tangible personal property into the State of Illinois in accordance with the provisions of the Illinois Use Tax Act. The bidder or contractor or subcontractor, respectively, further acknowledges that the CPO may declare the related contract void if this certification is false or if the bidder, contractor, or subcontractor, or any affiliate, is determined to be delinquent in the payment of any debt to the State during the term of the contract.

D. Prohibited Bidders, Contractors and Subcontractors

1. The Code provides:

Section 50-10.5 and 50-60(c). Prohibited bidders, contractors and subcontractors.

The bidder or contractor or subcontractor, respectively, certifies in accordance with 30 ILCS 500/50-10.5 that no officer, director, partner or other managerial agent of the contracting business has been convicted of a felony under the Sarbanes-Oxley Act of 2002 or a Class 3 or Class 2 felony under the Illinois Securities Law of 1953 or if in violation of Subsection (c) for a period of five years from the date of conviction. Every bid submitted to and contract executed by the State and every subcontract subject to Section 20-120 of the Code shall contain a certification by the bidder, contractor, or subcontractor, respectively, that the bidder, contractor, or subcontractor is not barred from being awarded a contract or subcontract under this Section and acknowledges that the CPO shall declare the related contract void if any of the certifications completed pursuant to this Section are false.

E. Section 42 of the Environmental Protection Act

The bidder or contractor or subcontractor, respectively, certifies in accordance with 30 ILCS 500/50-12 that the bidder, contractor, or subcontractor, is not barred from being awarded a contract or entering into a subcontract under this Section which prohibits the bidding on or entering into contracts with the State of Illinois or a State agency, or entering into any subcontract, that is subject to the Code by a person or business found by a court or the Pollution Control Board to have committed a willful or knowing violation of Section 42 of the Environmental Protection Act for a period of five years from the date of the order. The bidder or contractor or subcontractor, respectively, acknowledges that the CPO may declare the contract void if this certification is false.

The undersigned, on behalf of the subcontracting company, has read and understands the above certifications and makes the certifications as required by law.

Name of Subcontracting Company

Authorized Officer

Date

RETURN WITH SUBCONTRACT
SUBCONTRACTOR DISCLOSURES

I. DISCLOSURES

- A. The disclosures hereinafter made by the subcontractor are each a material representation of fact upon which reliance is placed. The subcontractor further certifies that the Department has received the disclosure forms for each subcontract.

The CPO may void the bid, contract, or subcontract, respectively, if it is later determined that the bidder or subcontractor rendered a false or erroneous disclosure. A contractor or subcontractor may be suspended or debarred for violations of the Code. Furthermore, the CPO may void the contract.

B. Financial Interests and Conflicts of Interest

1. Section 50-35 of the Code provides that all subcontracts with a total value of \$50,000 or more, from subcontractors identified in Section 20-120 of the Code, shall be accompanied by disclosure of the financial interests of the subcontractor. This disclosed information for the subcontractor, will be maintained as public information subject to release by request pursuant to the Freedom of Information Act, filed with the Procurement Policy Board, and shall be incorporated as a material term of the Prime Contractor's contract. Furthermore, pursuant to this Section, the Procurement Policy Board may recommend to allow or void a contract or subcontract based on a potential conflict of interest.

The financial interests to be disclosed shall include ownership or distributive income share that is in excess of 5%, or an amount greater than 60% of the annual salary of the Governor, of the subcontracting entity or its parent entity, whichever is less, unless the subcontractor is a publicly traded entity subject to Federal 10K reporting, in which case it may submit its 10K disclosure in place of the prescribed disclosure. If a subcontractor is a privately held entity that is exempt from Federal 10K reporting, but has more than 200 shareholders, it may submit the information that Federal 10K companies are required to report, and list the names of any person or entity holding any ownership share that is in excess of 5%. The disclosure shall include the names, addresses, and dollar or proportionate share of ownership of each person making the disclosure, their instrument of ownership or beneficial relationship, and notice of any potential conflict of interest resulting from the current ownership or beneficial interest of each person making the disclosure having any of the relationships identified in Section 50-35 and on the disclosure form.

The current annual salary of the Governor is \$177,412.00.

In addition, all disclosures shall indicate any other current or pending contracts, subcontracts, proposals, leases, or other ongoing procurement relationships the subcontracting entity has with any other unit of state government and shall clearly identify the unit and the contract, subcontract, proposal, lease, or other relationship.

2. Disclosure Forms. Disclosure Form A is attached for use concerning the individuals meeting the above ownership or distributive share requirements. A separate Disclosure Form A must be submitted with the bid for each individual meeting the above requirements. In addition, a second form (Disclosure Form B) provides for the disclosure of current or pending procurement relationships with other (non-IDOT) state agencies and a total ownership certification. **The forms must be included with each bid.**

C. Disclosure Form Instructions

Form A Instructions for Financial Information & Potential Conflicts of Interest

If the subcontractor is a publicly traded entity subject to Federal 10K reporting, the 10K Report may be submitted to meet the requirements of Form A. If a subcontractor is a privately held entity that is exempt from Federal 10K reporting, but has more than 200 shareholders, it may submit the information that Federal 10K companies are required to report, and list the names of any person or entity holding any ownership share that is in excess of 5%. If a subcontractor is not subject to Federal 10K reporting, the subcontractor must determine if any individuals are required by law to complete a financial disclosure form. To do this, the subcontractor should answer each of the following questions. A "YES" answer indicates Form A must be completed. If the answer to each of the following questions is "NO", then the **NOT APPLICABLE STATEMENT** on the second page of Form A must be signed and dated by a person that is authorized to execute contracts for the subcontracting company. Note: These questions are for assistance only and are not required to be completed.

1. Does anyone in your organization have a direct or beneficial ownership share of greater than 5% of the bidding entity or parent entity? YES ___ NO ___
2. Does anyone in your organization have a direct or beneficial ownership share of less than 5%, but which has a value greater than 60% of the annual salary of the Governor? YES ___ NO ___
3. Does anyone in your organization receive more than 60% of the annual salary of the Governor of the subcontracting entity's or parent entity's distributive income? YES ___ NO ___

(Note: Distributive income is, for these purposes, any type of distribution of profits. An annual salary is not distributive income.)

4. Does anyone in your organization receive greater than 5% of the subcontracting entity's or parent entity's total distributive income, but which is less than 60% of the annual salary of the Governor? YES ___ NO ___

(Note: Only one set of forms needs to be completed per person per subcontract even if a specific individual would require a yes answer to more than one question.)

A "YES" answer to any of these questions requires the completion of Form A. The subcontractor must determine each individual in the subcontracting entity or the subcontracting entity's parent company that would cause the questions to be answered "Yes". Each form must be signed and dated by a person that is authorized to execute contracts for your organization. **Photocopied or stamped signatures are not acceptable.** The person signing can be, but does not have to be, the person for which the form is being completed. The subcontractor is responsible for the accuracy of any information provided.

If the answer to each of the above questions is "NO", then the **NOT APPLICABLE STATEMENT** on page 2 of Form A must be signed and dated by a person that is authorized to execute contracts for your company.

RETURN WITH SUBCONTRACT

Form B: Instructions for Identifying Other Contracts & Procurement Related Information

Disclosure Form B must be completed for each subcontract submitted by the subcontracting entity. *Note: Checking the NOT APPLICABLE STATEMENT on Form A does not allow the subcontractor to ignore Form B. Form B must be completed, checked, and dated or the subcontract will not be approved.*

The Subcontractor shall identify, by checking Yes or No on Form B, whether it has any pending contracts, subcontracts, leases, bids, proposals, or other ongoing procurement relationship with any other (non-IDOT) State of Illinois agency. If "No" is checked, the subcontractor only needs to complete the check box on the bottom of Form B. If "Yes" is checked, the subcontractor must list all non-IDOT State of Illinois agency pending contracts, subcontracts, leases, bids, proposals, and other ongoing procurement relationships. These items may be listed on Form B or on an attached sheet(s). Contracts with cities, counties, villages, etc. are not considered State of Illinois agency contracts and are not to be included. Contracts or subcontracts with other State of Illinois agencies such as the Department of Natural Resources or the Capital Development Board must be included.

ILLINOIS DEPARTMENT OF TRANSPORTATION

Form A Subcontractor: Financial Information & Potential Conflicts of Interest Disclosure

Subcontractor Name, Legal Address, City, State, Zip, Telephone Number, Email Address, Fax Number (if available)

Disclosure of the information contained in this Form is required by the Section 50-35 of the Code (30 ILCS 500). Subcontractors desiring to enter into a subcontract of a State of Illinois contract must disclose the financial information and potential conflict of interest information as specified in this Disclosure Form.

The current annual salary of the Governor is \$177,412.00.

DISCLOSURE OF FINANCIAL INFORMATION

1. Disclosure of Financial Information. The individual named below has an interest in the SUBCONTRACTOR (or its parent) in terms of ownership or distributive income share in excess of 5%, or an interest which has a value of more than 60% of the annual salary of the Governor.

FOR INDIVIDUAL (type or print information) NAME: ADDRESS Type of ownership/distributable income share: stock sole proprietorship Partnership other: (explain on separate sheet): % or \$ value of ownership/distributable income share:

2. Disclosure of Potential Conflicts of Interest. Check "Yes" or "No" to indicate which, if any, of the following potential conflict of interest relationships apply. If the answer to any question is "Yes", please attach additional pages and describe.

(a) State employment, currently or in the previous 3 years, including contractual employment of services. Yes ___ No ___

If your answer is yes, please answer each of the following questions.

1. Are you currently an officer or employee of either the Capitol Development Board or the Illinois State Toll Highway Authority? Yes ___ No ___

2. Are you currently appointed to or employed by any agency of the State of Illinois? If you are currently appointed to or employed by any agency of the State of Illinois, and your annual salary exceeds 60% of the annual salary of the Governor, provide the name the State agency for which you are employed and your annual salary.

RETURN WITH SUBCONTRACT

3. If you are currently appointed to or employed by any agency of the State of Illinois, and your annual salary exceeds 60% of the annual salary of the Governor, are you entitled to receive (i) more than 7 1/2% of the total distributable income of your firm, partnership, association or corporation, or (ii) an amount in excess of 100% of the annual salary of the Governor?
Yes ___ No ___

4. If you are currently appointed to or employed by any agency of the State of Illinois, and your annual salary exceeds 60% of the annual salary of the Governor, are you and your spouse or minor children entitled to receive (i) more than 15 % in the aggregate of the total distributable income of your firm, partnership, association or corporation, or (ii) an amount in excess of two times the salary of the Governor?
Yes ___ No ___

(b) State employment of spouse, father, mother, son, or daughter, including contractual employment services in the previous 2 years.

Yes ___ No ___

If your answer is yes, please answer each of the following questions.

1. Is your spouse or any minor children currently an officer or employee of the Capitol Development Board or the Illinois State Toll Highway Authority?
Yes ___ No ___

2. Is your spouse or any minor children currently appointed to or employed by any agency of the State of Illinois? If your spouse or minor children is/are currently appointed to or employed by any agency of the State of Illinois, and his/her annual salary exceeds 60% of the annual salary of the Governor, provide the name of your spouse and/or minor children, the name of the State agency for which he/she is employed and his/her annual salary. _____

3. If your spouse or any minor children is/are currently appointed to or employed by any agency of the State of Illinois, and his/her annual salary exceeds 60% of the annual salary of the Governor, are you entitled to receive (i) more than 7 1/2% of the total distributable income of your firm, partnership, association or corporation, or (ii) an amount in excess of 100% of the annual salary of the Governor?
Yes ___ No ___

4. If your spouse or any minor children are currently appointed to or employed by any agency of the State of Illinois, and his/her annual salary exceeds 60% of the annual salary of the Governor, are you and your spouse or minor children entitled to receive (i) more than 15 % in the aggregate of the total distributable income of your firm, partnership, association or corporation, or (ii) an amount in excess of two times the salary of the Governor?
Yes ___ No ___

(c) Elective status; the holding of elective office of the State of Illinois, the government of the United States, any unit of local government authorized by the Constitution of the State of Illinois or the statutes of the State of Illinois currently or in the previous 3 years.
Yes ___ No ___

(d) Relationship to anyone holding elective office currently or in the previous 2 years; spouse, father, mother, son, or daughter.
Yes ___ No ___

(e) Appointive office; the holding of any appointive government office of the State of Illinois, the United States of America, or any unit of local government authorized by the Constitution of the State of Illinois or the statutes of the State of Illinois, which office entitles the holder to compensation in excess of the expenses incurred in the discharge of that office currently or in the previous 3 years.
Yes ___ No ___

(f) Relationship to anyone holding appointive office currently or in the previous 2 years; spouse, father, mother, son, or daughter.
Yes ___ No ___

(g) Employment, currently or in the previous 3 years, as or by any registered lobbyist of the State government.
Yes ___ No ___

RETURN WITH SUBCONTRACT

(h) Relationship to anyone who is or was a registered lobbyist in the previous 2 years; spouse, father, mother, son, or daughter. Yes ___ No ___

(i) Compensated employment, currently or in the previous 3 years, by any registered election or reelection committee registered with the Secretary of State or any county clerk of the State of Illinois, or any political action committee registered with either the Secretary of State or the Federal Board of Elections. Yes ___ No ___

(j) Relationship to anyone; spouse, father, mother, son, or daughter; who was a compensated employee in the last 2 years by any registered election or re-election committee registered with the Secretary of State or any county clerk of the State of Illinois, or any political action committee registered with either the Secretary of State or the Federal Board of Elections. Yes ___ No ___

3 Communication Disclosure.

Disclose the name and address of each lobbyist and other agent of the bidder or offeror who is not identified in Section 2 of this form, who is has communicated, is communicating, or may communicate with any State officer or employee concerning the bid or offer. This disclosure is a continuing obligation and must be promptly supplemented for accuracy throughout the process and throughout the term of the contract. If no person is identified, enter "None" on the line below:

Name and address of person(s): _____

RETURN WITH SUBCONTRACT

4. Debarment Disclosure. For each of the persons identified under Sections 2 and 3 of this form, disclose whether any of the following has occurred within the previous 10 years: debarment from contracting with any governmental entity; professional licensure discipline; bankruptcies; adverse civil judgments and administrative findings; and criminal felony convictions. This disclosure is a continuing obligation and must be promptly supplemented for accuracy throughout the procurement process and term of the contract. If no person is identified, enter "None" on the line below:

Name of person(s): _____

Nature of disclosure: _____

APPLICABLE STATEMENT

This Disclosure Form A is submitted on behalf of the INDIVIDUAL named on previous page. Under penalty of perjury, I certify the contents of this disclosure to be true and accurate to the best of my knowledge.

Completed by: _____ Date _____
Signature of Individual or Authorized Officer

NOT APPLICABLE STATEMENT

Under penalty of perjury, I have determined that no individuals associated with this organization meet the criteria that would require the completion of this Form A.

This Disclosure Form A is submitted on behalf of the SUBCONTRACTOR listed on the previous page.

_____ Date _____
Signature of Authorized Officer

RETURN WITH SUBCONTRACT

ILLINOIS DEPARTMENT OF TRANSPORTATION

Form B
Subcontractor: Other Contracts & Financial Related Information Disclosure

Form with fields: Subcontractor Name, Legal Address, City, State, Zip, Telephone Number, Email Address, Fax Number (if available)

Disclosure of the information contained in this Form is required by the Section 50-35 of the Code (30 ILCS 500). This information shall become part of the publicly available contract file. This Form B must be completed for subcontracts with a total value of \$50,000 or more, from subcontractors identified in Section 20-120 of the Code, and for all open-ended contracts.

DISCLOSURE OF OTHER CONTRACTS, SUBCONTRACTS, AND PROCUREMENT RELATED INFORMATION

1. Identifying Other Contracts & Procurement Related Information. The SUBCONTRACTOR shall identify whether it has any pending contracts, subcontracts, including leases, bids, proposals, or other ongoing procurement relationship with any other State of Illinois agency: Yes ___ No ___

If "No" is checked, the subcontractor only needs to complete the signature box on the bottom of this page.

2. If "Yes" is checked. Identify each such relationship by showing State of Illinois agency name and other descriptive information such as bid or project number (attach additional pages as necessary). SEE DISCLOSURE FORM INSTRUCTIONS:

THE FOLLOWING STATEMENT MUST BE CHECKED

Signature box with fields for Signature of Authorized Officer and Date

OWNERSHIP CERTIFICATION

Please certify that the following statement is true if the individuals for all submitted Form A disclosures do not total 100% of ownership

Any remaining ownership interest is held by individuals receiving less than \$106,447.20 of the bidding entity's or parent entity's distributive income or holding less than a 5% ownership interest.

Yes No N/A (Form A disclosure(s) established 100% ownership)



NOTICE TO BIDDERS

- 1. TIME AND PLACE OF OPENING BIDS.** Sealed proposals for the improvement described herein will be received by the Department of Transportation at the Harry R. Hanley Building, 2300 South Dirksen Parkway, in Springfield, Illinois until 10:00 o'clock a.m June 14, 2013. All bids will be gathered, sorted, publicly opened and read in the auditorium at the Department of Transportation's Harry R. Hanley Building shortly after the 10:00 a.m. cut off time.
- 2. DESCRIPTION OF WORK.** The proposed improvement is identified and advertised for bids in the Invitation for Bids as:

**Contract No. 60V59
DUPAGE County
Section 2012-056TS
Project HSIP-0338(051)
Route FAP 338
District 1 Construction Funds**

Traffic signal modernization, sidewalk, timing and progression at Main St. and Washington St. in West Chicago.

- 3. INSTRUCTIONS TO BIDDERS.** (a) This Notice, the invitation for bids, proposal and letter of award shall, together with all other documents in accordance with Article 101.09 of the Standard Specifications for Road and Bridge Construction, become part of the contract. Bidders are cautioned to read and examine carefully all documents, to make all required inspections, and to inquire or seek explanation of the same prior to submission of a bid.

(b) State law, and, if the work is to be paid wholly or in part with Federal-aid funds, Federal law requires the bidder to make various certifications as a part of the proposal and contract. By execution and submission of the proposal, the bidder makes the certification contained therein. A false or fraudulent certification shall, in addition to all other remedies provided by law, be a breach of contract and may result in termination of the contract.
- 4. AWARD CRITERIA AND REJECTION OF BIDS.** This contract will be awarded to the lowest responsive and responsible bidder considering conformity with the terms and conditions established by the Department in the rules, Invitation for Bids and contract documents. The issuance of plans and proposal forms for bidding based upon a prequalification rating shall not be the sole determinant of responsibility. The Department reserves the right to determine responsibility at the time of award, to reject any or all proposals, to readvertise the proposed improvement, and to waive technicalities.

By Order of the
Illinois Department of Transportation

Ann L. Schneider,
Secretary

INDEX
 FOR
 SUPPLEMENTAL SPECIFICATIONS
 AND RECURRING SPECIAL PROVISIONS

Adopted January 1, 2013

This index contains a listing of SUPPLEMENTAL SPECIFICATIONS, frequently used RECURRING SPECIAL PROVISIONS, and LOCAL ROADS AND STREETS RECURRING SPECIAL PROVISIONS.

ERRATA Standard Specifications for Road and Bridge Construction (Adopted 1-1-12) (Revised 1-1-13)

SUPPLEMENTAL SPECIFICATIONS

<u>Std. Spec. Sec.</u>	<u>Page No.</u>
105 Control of Work	1
107 Legal Regulations and Responsibility to Public	2
202 Earth and Rock Excavation	4
211 Topsoil and Compost	5
407 Hot-Mix Asphalt Pavement (Full-Depth)	6
420 Portland Cement Concrete Pavement	10
424 Portland Cement Concrete Sidewalk	12
503 Concrete Structures	13
504 Precast Concrete Structures	14
540 Box Culverts	15
603 Adjusting Frames and Grates of Drainage and Utility Structures	16
610 Shoulder Inlets with Curb	18
642 Shoulder Rumble Strips	19
643 Impact Attenuators	20
701 Work Zone Traffic Control and Protection	22
706 Impact Attenuators, Temporary	24
780 Pavement Striping	26
860 Master Controller	27
1006 Metals	28
1042 Precast Concrete Products	29
1073 Controller	30
1083 Elastomeric Bearings	31
1101 General Equipment	32
1106 Work Zone Traffic Control Devices	34

RECURRING SPECIAL PROVISIONS

The following RECURRING SPECIAL PROVISIONS indicated by an "X" are applicable to this contract and are included by reference:

<u>CHECK SHEET #</u>	<u>PAGE NO.</u>
1 X Additional State Requirements for Federal-Aid Construction Contracts (Eff. 2-1-69) (Rev. 1-1-10)	35
2 X Subletting of Contracts (Federal-Aid Contracts) (Eff. 1-1-88) (Rev. 5-1-93)	38
3 X EEO (Eff. 7-21-78) (Rev. 11-18-80)	39
4 Specific Equal Employment Opportunity Responsibilities Non Federal-Aid Contracts (Eff. 3-20-69) (Rev. 1-1-94)	49
5 Required Provisions - State Contracts (Eff. 4-1-65) (Rev. 1-1-13)	54
6 Asbestos Bearing Pad Removal (Eff. 11-1-03)	59
7 Asbestos Waterproofing Membrane and Asbestos Hot-Mix Asphalt Surface Removal (Eff. 6-1-89) (Rev. 1-1-09)	60
8 Haul Road Stream Crossings, Other Temporary Stream Crossings, and In-Stream Work Pads (Eff. 1-2-92) (Rev. 1-1-98)	61
9 Construction Layout Stakes Except for Bridges (Eff. 1-1-99) (Rev. 1-1-07)	62
10 Construction Layout Stakes (Eff. 5-1-93) (Rev. 1-1-07)	65
11 Use of Geotextile Fabric for Railroad Crossing (Eff. 1-1-95) (Rev. 1-1-07)	68
12 Subsealing of Concrete Pavements (Eff. 11-1-84) (Rev. 1-1-07)	70
13 Hot-Mix Asphalt Surface Correction (Eff. 11-1-87) (Rev. 1-1-09)	74
14 Pavement and Shoulder Resurfacing (Eff. 2-1-00) (Rev. 1-1-09)	76
15 PCC Partial Depth Hot-Mix Asphalt Patching (Eff. 1-1-98) (Rev. 1-1-07)	77
16 Patching with Hot-Mix Asphalt Overlay Removal (Eff. 10-1-95) (Rev. 1-1-07)	79
17 Polymer Concrete (Eff. 8-1-95) (Rev. 1-1-08)	80
18 PVC Pipeliner (Eff. 4-1-04) (Rev. 1-1-07)	82
19 Pipe Underdrains (Eff. 9-9-87) (Rev. 1-1-07)	83
20 Guardrail and Barrier Wall Delineation (Eff. 12-15-93) (Rev. 1-1-12)	84
21 Bicycle Racks (Eff. 4-1-94) (Rev. 1-1-12)	88
22 Temporary Modular Glare Screen System (Eff. 1-1-00) (Rev. 1-1-07)	90
23 Temporary Portable Bridge Traffic Signals (Eff. 8-1-03) (Rev. 1-1-07)	92
24 Work Zone Public Information Signs (Eff. 9-1-02) (Rev. 1-1-07)	94
25 Night Time Inspection of Roadway Lighting (Eff. 5-1-96)	95
26 English Substitution of Metric Bolts (Eff. 7-1-96)	96
27 English Substitution of Metric Reinforcement Bars (Eff. 4-1-96) (Rev. 1-1-03)	97
28 Calcium Chloride Accelerator for Portland Cement Concrete (Eff. 1-1-01) (Rev. 1-1-13)	98
29 Portland Cement Concrete Inlay or Overlay for Pavements (Eff. 11-1-08) (Rev. 1-1-13)	99
30 Quality Control of Concrete Mixtures at the Plant (Eff. 8-1-00) (Rev. 1-1-11)	102
31 Quality Control/Quality Assurance of Concrete Mixtures (Eff. 4-1-92) (Rev. 1-1-11)	110
32 Digital Terrain Modeling for Earthwork Calculations (Eff. 4-1-07)	122

TABLE OF CONTENTS

LOCATION OF PROJECT	1
DESCRIPTION OF PROJECT	1
TRAFFIC CONTROL PLAN	2
BRICK PAVER REMOVAL AND REPLACEMENT	4
ROD AND CLEAN EXISTING CONDUIT	7
EMERGENCY VEHICLE PRIORITY SYSTEM LINE SENSOR CABLE, NO. 20 3/C.....	7
FULL-ACTUATED CONTROLLER AND CABINET (SPECIAL).....	8
UNINTERRUPTIBLE POWER SUPPLY	8
MAST ARM SIGN PANELS	10
SUBMITTALS.....	10
INSPECTION OF ELECTRICAL SYSTEMS.	11
MAINTENANCE AND RESPONSIBILITY.	12
DAMAGE TO TRAFFIC SIGNAL SYSTEM.....	14
TRAFFIC SIGNAL INSPECTION (TURN-ON).	14
LOCATING UNDERGROUND FACILITIES.	19
RESTORATION OF WORK AREA.	19
ELECTRIC SERVICE INSTALLATION.	20
GROUNDING OF TRAFFIC SIGNAL SYSTEMS.....	23
GROUNDING EXISTING HANDHOLE FRAME AND COVER.....	24
COILABLE NON-METALLIC CONDUIT.....	25
HANDHOLES.....	25
GROUNDING CABLE.	26
RAILROAD INTERCONNECT CABLE.....	26
FIBER OPTIC TRACER CABLE.	27
MAINTENANCE OF EXISTING TRAFFIC SIGNAL INSTALLATION.....	28
TRAFFIC ACTUATED CONTROLLER.	29
MASTER CONTROLLER.....	30
UNINTERRUPTIBLE POWER SUPPLY	31
FIBER OPTIC CABLE.....	33
MAST ARM ASSEMBLY AND POLE.....	33
CONCRETE FOUNDATIONS.....	35
LIGHT EMITTING DIODE (LED) SIGNAL HEAD AND OPTICALLY PROGRAMMED LED SIGNAL HEAD.....	36
LIGHT EMITTING DIODE (LED), SIGNAL HEAD, RETROFIT	36

LIGHT EMITTING DIODE (LED) PEDESTRIAN SIGNAL HEAD	36
DETECTOR LOOP.	37
EMERGENCY VEHICLE PRIORITY SYSTEM.	40
TEMPORARY TRAFFIC SIGNAL INSTALLATION.....	41
REMOVE EXISTING TRAFFIC SIGNAL EQUIPMENT.	48
TRAFFIC SIGNAL PAINTING.....	49
ILLUMINATED STREET NAME SIGN	50
RE-OPTIMIZE TRAFFIC SIGNAL SYSTEM.	51
OPTIMIZE TRAFFIC SIGNAL SYSTEM.	53
TEMPORARY TRAFFIC SIGNAL TIMINGS	56
MODIFYING EXISTING CONTROLLER CABINET.	57
PEDESTRIAN PUSH-BUTTON.	58
CONTROLLER CABINET AND PERIPHERAL EQUIPMENT.....	58
RAILROAD, FULL-ACTUATED CONTROLLER AND CABINET.	59
UNINTERRUPTIBLE POWER SUPPLY (UPS).	60
ELECTRIC CABLE.....	62
TRAFFIC SIGNAL POST.	62
PEDESTRIAN PUSH-BUTTON POST.....	63
MAST ARM ASSEMBLY AND POLE.....	63
LIGHT EMITTING DIODE (LED) TRAFFIC SIGNAL HEAD.....	63
LIGHT EMITTING DIODE (LED) PEDESTRIAN COUNTDOWN SIGNAL HEAD.....	67
TRAFFIC SIGNAL BACKPLATE.....	68
INDUCTIVE LOOP DETECTOR.	69
ILLUMINATED SIGN, LIGHT EMITTING DIODE.....	69
ILLUMINATED STREET NAME SIGN	70
REMOVAL AND DISPOSAL OF REGULATED SUBSTANCES	73
IEPA FORM 663	78
CONSTRUCTION AIR QUALITY – DIESEL RETROFIT (BDE).....	178
DISADVANTAGED BUSINESS ENTERPRISE PARTICIPATION (BDE)	180
LIQUIDATED DAMAGES (BDE).....	190
PAVEMENT MARKING REMOVAL (BDE).....	190
PAYMENTS TO SUBCONTRACTORS (BDE).....	191
PLACING AND CONSOLIDATING CONCRETE (BDE).....	192
PORTLAND CEMENT CONCRETE (BDE).....	195
QUALITY CONTROL/QUALITY ASSURANCE OF CONCRETE MIXTURES (BDE).....	239

REMOVAL AND DISPOSAL OF SURPLUS MATERIALS (BDE) 256
SUBCONTRACTOR MOBILIZATION PAYMENTS (BDE) 257
TRACKING THE USE OF PESTICIDES (BDE) 257
TRAFFIC CONTROL DEFICIENCY DEDUCTION (BDE) 257
UTILITY COORDINATION AND CONFLICTS (BDE) 258
WEEKLY DBE TRUCKING REPORTS (BDE) 264
WORKING DAYS (BDE) 264
STEEL COST ADJUSTMENT (BDE) (RETURN FORM WITH BID) 265

STATE OF ILLINOIS

SPECIAL PROVISIONS

The following Special Provisions supplement the “Standard Specifications for Road and Bridge Construction”, adopted January 1, 2012, the latest edition of the “Manual on Uniform Traffic Control Devices for Streets and Highway”, and the “Manual of Test Procedures for Materials” in effect on the date of invitation for bids, and the Supplemental Specifications and Recurring Special Provisions indicated on the Check Sheet included herein which apply to and govern the construction of FAP 338(IL 59), Project HSIP-0338(051), Section 2012-056TS, DuPage County, Contract 60V59 and in case of conflict with any part or parts of said Specifications, the said Special Provisions shall take precedence and shall govern.

FAP 338 (IL59)
Project HSIP-0338(051)
Section 2012-056TS
DuPage County
Contract 60V59

LOCATION OF PROJECT

This project is located at the following intersections: IL 59 at Main Street and IL 59 at Washington Street in the City of West Chicago, DuPage County.

DESCRIPTION OF PROJECT

This project consists of modernization of existing traffic signals, installation of temporary traffic signals, installation of permanent traffic signals, removal of existing traffic signal equipment, installation of conduit, installation of LED traffic signal heads and LED pedestrian signal heads, uninterruptible power supply, fiber-optic interconnect cable and all incidental and collateral work necessary to complete the project as shown on the plans and as described herein.

TRAFFIC CONTROL PLAN

Effective: September 30, 1985

Revised: January 1, 2007

Traffic Control shall be according to the applicable sections of the Standard Specifications, the Supplemental Specifications, the "Illinois Manual on Uniform Traffic Control Devices for Streets and Highways", any special details and Highway Standards contained in the plans, and the Special Provisions contained herein.

Special attention is called to Article 107.09 of the Standard Specifications and the following Highway Standards, Details, Quality Standard for Work Zone Traffic Control Devices, Recurring Special Provisions and Special Provisions contained herein, relating to traffic control.

The Contractor shall contact the District One Bureau of Traffic at least 72 hours in advance of beginning work.

STANDARDS:

701001, 701006, 701011, 701301, 701501, 701606, 701701, 701801, 701901

DETAILS:

Traffic Control and Protection for Side Roads, Intersections, and Driveways (TC-10)

Traffic Control and Protection at Turnbays (TC-14)

Arterial Road Information Signs (TC-22)

SPECIAL PROVISIONS:

Maintenance of Roadways

Temporary information Signing

Traffic Control Deficiency Deduction (BDE)

MAINTENANCE OF ROADWAYS

Effective: September 30, 1985

Revised: November 1, 1996

Beginning on the date that work begins on this project, the Contractor shall assume responsibility for normal maintenance of all existing roadways within the limits of the improvement. This normal maintenance shall include all repair work deemed necessary by the Engineer, but shall not include snow removal operations. Traffic control and protection for maintenance of roadways will be provided by the Contractor as required by the Engineer.

If items of work have not been provided in the contract, or otherwise specified for payment, such items, including the accompanying traffic control and protection required by the Engineer, will be paid for in accordance with Article 109.04 of the Standard Specifications.

TEMPORARY INFORMATION SIGNING

Effective: November 13, 1996

Revised: January 2, 2007

Description.

This work shall consist of furnishing, installing, maintaining, relocating for various states of construction and eventually removing temporary informational signs. Included in this item may be ground mount signs, skid mount signs, truss mount signs, bridge mount signs, and overlay sign panels which cover portions of existing signs.

Materials.

Materials shall be according to the following Articles of Section 1000 - Materials:

	<u>Item</u>	<u>Article/Section</u>
a.)	Sign Base (Notes 1 & 2)	1090
b.)	Sign Face (Note 3)	1091
c.)	Sign Legends	1092
d.)	Sign Supports	1093
e.)	Overlay Panels (Note 4)	1090.02

Note 1. The Contractor may use 5/8 inch (16 mm) instead of 3/4 inch (19 mm) thick plywood.

Note 2. Type A sheeting can be used on the plywood base.

Note 3. All sign faces shall be Type A except all orange signs shall meet the requirements of Article 1106.01.

Note 4. The overlay panels shall be 0.08 inch (2 mm) thick.

GENERAL CONSTRUCTION REQUIREMENTS

Installation.

The sign sizes and legend sizes shall be verified by the Contractor prior to fabrication.

Signs which are placed along the roadway and/or within the construction zone shall be installed according to the requirements of Article 701.14 and Article 720.04. The signs shall be 7 ft (2.1 m) above the near edge of the pavement and shall be a minimum of 2 ft (600 mm) beyond the edge of the paved shoulder. A minimum of two (2) posts shall be used.

The attachment of temporary signs to existing sign structures or sign panels shall be approved by the Engineer. Any damage to the existing signs due to the Contractor's operations shall be repaired or signs replaced, as determined by the Engineer, at the Contractor's expense.

Signs which are placed on overhead bridge structures shall be fastened to the handrail with stainless steel bands. These signs shall rest on the concrete parapet where possible. The Contractor shall furnish mounting details for approval by the Engineer.

Method Of Measurement.

This work shall be measured for payment in square feet (square meters) edge to edge (horizontally and vertically).

All hardware, posts or skids, supports, bases for ground mounted signs, connections, which are required for mounting these signs will be included as part of this pay item.

Basis Of Payment.

This work shall be paid for at the contract unit price per square foot (square meter) for TEMPORARY INFORMATION SIGNING.

BRICK PAVER REMOVAL AND REPLACEMENT

Description. This work shall consist of constructing pavement or sidewalk, composed of paving bricks or concrete pavers, on a prepared subgrade, subbase, or base.

Materials. Materials shall be according to the following Articles of Division 1000 – Materials of the Standard Specifications.

<u>Item</u>	<u>Article/Section</u>
(a) Fine aggregate (Note 1).....	1003.01, 1003.02(d)
(b) Edge Restraints (Note 2)	
(c) Paving Brick (Note 3).....	1041.03
(d) Concrete Pavers (Notes 3 and 4).....	1042

Note 1. The fine aggregate shall be sand, silica sand, or slag sand. It shall also be Class A quality and dry. For bedding, the gradation shall be FA 1 or FA 2. For joint filling, the gradation shall be FA 9.

Note 2. For sidewalk, the edge restraints shall conform to the manufacturer's recommendations. For pavement, the edge restraints shall be combination concrete curb and gutter according to Section 606 of the Standard Specifications.

Note 3. The dimensions of the bricks and/or pavers shall be as shown on the plans.

Note 4. For ASTM C 936, evidence of the concrete paver's resistance to freezing and thawing shall be provided in the Producer's Quality Control Plan.

Equipment. Equipment shall conform to the following Articles of Division 1100 – Equipment of the Standard Specifications.

<u>Item</u>	<u>Article/Section</u>
(a) Pneumatic-Tired Rollers.....	1101.01(a)
(b) Masonry Saw (Note 1)	
(c) Vibrator/Compactor (Note 2)	

Note 1. The masonry saw shall be a wet or dry saw capable of clean and accurate cuts.

Note 2. The vibrator/compactor shall be either a plate compactor with a high frequency, low amplitude plate or a rubber-roller mechanical vibrator.

Aesthetic Mockup, Review, and Approval. A 1 sq yd (sq m) full-scale mock-up using actual job specific edge restraint (if other than combination concrete curb and gutter), materials, brick dimension, colors, methods, and workmanship shall be provided by the Contractor. The actual vibrating equipment and vibrating rate to be used on the job shall be used on the mock-up. The accepted mock-up will be the standard by which remaining work will be evaluated for technical and aesthetic merit. The mock-up may be in a location of proposed installation where it may remain if approved by the Engineer.

CONSTRUCTION REQUIREMENTS

Preparation of Subgrade. The subgrade shall be prepared according to Section 301 of the Standard Specifications, except Articles 301.05 and 301.06 will not apply.

Edge Restraints. Edge restraints shall be placed to a depth of at least the bottom of the bedding course.

For pavement, a transverse full-depth cast-in-place concrete header shall be placed at the limits of the pavement.

Bedding Course. The fine aggregate for bedding shall be placed and screeded, without compaction, to a uniform thickness of 1 to 1.5 in. (25 to 38 mm). Prepared areas shall not be left overnight, unless they are protected from disturbance and moisture. Stockpiled material shall be kept covered. Any saturated bedding aggregate shall be removed and replaced.

Installation. The bricks or pavers shall be laid in the pattern shown on the plans with a joint width from 1/8 to 1/4 in. (3 to 6 mm) on all sides. Whole bricks or pavers shall be laid first, starting from an exact edge or from the centerline of the pavement, followed by cut bricks or pavers. Cut bricks or pavers shall be at least 33 percent of the whole unit size.

After the entire pavement or sidewalk has been laid, it shall be set into the bedding course by one pass of the vibrator/compactor. Vibration/compaction shall stop within 3 ft (1 m) of any unrestrained edge.

For pavement, construction equipment shall not be driven on the new surface until the joints have been filled.

Joint Filling. The fine aggregate for joint filling shall be spread over the pavement or sidewalk and hand broomed into the joints. The aggregate shall then be worked down into the joints with multiple passes of the vibrator/compactor. Each pass shall be alternated 90 degrees from the previous pass. This process shall be repeated until the joints are completely filled.

Excess fine aggregate shall be removed by hand brooming.

All bricks and pavers within 6 ft (1.8 m) of the laying face shall be compacted and the joints completely filled with sand at the end of each workday.

For pavement, final rolling shall be completed with a 5 – 10 ton (4.5 – 9 metric ton) static pneumatic-tired roller.

Smoothness. For pavement, the completed surface will be tested for smoothness with a 16 ft (5 m) straight edge. Surface variations of the mainline pavement shall not exceed 3/16 in. (5 mm).

Method of Measurement. This work will be measured for payment as follows:

- (a) Contract Quantities. The requirements for the use of contract quantities shall conform to Article 202.07(a) of the Standard Specifications.
- (b) Measured Quantities. This work will be measured for payment in place and the area computed in square feet (square meters). Measurements will not include the edge restraints.

Edge restraints constructed of combination concrete curb and gutter will be measured according to Article 606.14 of the Standard Specifications.

Basis of Payment. This work will be paid for at the contract unit price per square foot (square meter) for BRICK PAVER REMOVAL AND REPLACEMENT.

ROD AND CLEAN EXISTING CONDUIT

Description: This item shall consist of the cleaning of existing polyvinyl chloride (PVC) or rigid steel conduit prior to the installation of cable.

Equipment and Method:

- 1 Cleaning shall be performed on all existing conduit ducts which are to have cables installed under this contract unless otherwise directed by the Engineer and on all other conduit duct runs as directed by the Engineer.
- 2 Cleaning shall be performed after any modification made to the conduit run, such as where the conduit run is intercepted for extension, and unless otherwise indicated, shall be immediately prior to cable installation.
- 3 The Contractor shall devise a method to push and/or pull suitable brushes and/or swabs through the conduit run to free the run of dirt, debris, loose concrete and water. The Contractor shall submit information concerning his proposed method to the engineer for approval.
- 4 If cable is not installed immediately after cleaning (where specifically permitted by the Engineer), the ends of conduits shall be capped or plugged with caps, plugs or bushings as approved by the Engineer.
- 5 After cable is installed, conduit ducts shall be sealed with a compound, as approved by the Engineer, and the sealing shall be incidental to the cable when pulling.
- 6 If an existing conduit run is found blocked or broken, the Contractor shall notify the Engineer immediately of such a condition.

Measurement: This item shall be measured in linear meters (feet) of conduit cleaned, including vertical sections, all measured for payment.

Basis of Payment: This work shall be paid at the contract unit price per foot for ROD AND CLEAN EXISTING CONDUIT which shall be payment in full for labor, material and equipment necessary to complete the work as specified herein.

EMERGENCY VEHICLE PRIORITY SYSTEM LINE SENSOR CABLE, NO. 20 3/C

This work shall consist of furnishing and installing lead-in cable for light detectors installed at existing and/or proposed traffic signal installations as part of an emergency vehicle priority system. The work includes installation of the lead-in cables in existing and/or new conduit. The electric cable shall be shielded and have three (3) stranded conductors colored blue, orange, and yellow with a stranded tinned copper drain wire. The cable shall meet the requirements of the manufacturer of the Emergency Vehicle Priority System Equipment.

Basis of Payment. This work shall be paid for at the contract unit price per foot for EMERGENCY VEHICLE PRIORITY SYSTEM LINE SENSOR CABLE, NO. 20 3/C, which price shall be payment in full for furnishing, installing and making all electrical connections necessary for proper operation.

FULL-ACTUATED CONTROLLER AND CABINET (SPECIAL)

Effective: January 1, 2013

Description: This work shall consist of furnishing and installing a(n) "EAGLE" brand traffic actuated solid state digital controller in a new **Super-P Type-IV** or **Super-R Type-V** controller cabinet with peripheral equipment, meeting the requirements of the current District One Traffic Signal Special Provisions including conflict monitor, load switches and flasher relays, with all necessary connections for proper operation.

Basis of Payment. This work will be paid for at the contract unit price each for FULL-ACTUATED CONTROLLER AND TYPE IV CABINET (SPECIAL) or FULL-ACTUATED CONTROLLER AND TYPE V CABINET (SPECIAL).

UNINTERRUPTIBLE POWER SUPPLY

Effective: January 1, 2013

This special provision supersedes the IDOT District 1 Traffic Signal Specifications dated January 1, 2012 included within this Contract's Special Provisions.

Add the following to Article 862.01 of the Standard Specifications:

The UPS shall have the power capacity to provide normal operation of a signalized intersection that utilizes all LED type signal head optics, for a minimum of six hours.

Add the following to Article 862.02 of the Standard Specifications:

Materials shall be according to Article 1074.04 as modified in UNINTERRUPTIBLE POWER SUPPLY (UPS).

Add the following to Article 862.03 of the Standard Specifications:

The UPS shall additionally include, but not be limited to, a battery cabinet, where applicable. For **Super-P, Type-IV** and **Super-R, Type-V** cabinets, the battery cabinet is integrated to the traffic signal cabinet. For **Super-P** and **Super-R** cabinets, the integrated battery cabinet shall be included in the cost for the traffic signal cabinet of the size and type indicated on the plans.

The UPS shall provide reliable emergency power to the traffic signals in the event of a power failure or interruption.

Revise Article 862.04 of the Standard Specifications to read:

Installation.

When a UPS is installed at an existing traffic signal cabinet, the UPS cabinet shall partially rest on the lip of the existing controller cabinet foundation and be secured to the existing controller cabinet by means of at least four (4) stainless steel bolts. The UPS cabinet shall be completely enclosed with the bottom and back constructed of the same material as the cabinet.

When a UPS is installed at a new signal cabinet and foundation, it shall be mounted as shown on the plans.

At locations where UPS is installed and Emergency Vehicle Priority System is in use, any existing incandescent confirmation beacons shall be replaced with LED lamps in accordance with the District One Emergency Vehicle Priority System specification at no additional cost to the contract. A concrete apron 67 in. x 50 in. x 5 in. (1702mm x 1270mm x 130mm) shall be provided on the side of the existing Type D Foundation, where the UPS cabinet is located. The concrete apron shall follow the District 1 Standard Traffic Signal Design Detail, Type D for Ground Mounted Controller Cabinet and UPS Battery Cabinet. The concrete apron shall follow Articles 424 and 202 of the Standard Specifications.

This item shall include any required modifications to an existing traffic signal controller as a result of the addition of the UPS.

Revise Article 862.05 of the Standard Specifications to read:
Basis of Payment.

This work will be paid for at the contract unit price per each for UNINTERRUPTIBLE POWER SUPPLY SPECIAL. Replacement of Emergency Vehicle Priority System confirmation beacons and any required modifications to the traffic signal controller shall be included in the cost of the UNINTERRUPTIBLE POWER SUPPLY SPECIAL item. The concrete apron and earth excavation required shall be included in the cost of the UNINTERRUPTIBLE POWER SUPPLY SPECIAL item.

TRAFFIC SIGNAL SPECIFICATIONS

Effective: May 22, 2002

Revised: January 1, 2012

These Traffic Signal Special Provisions and the "District One Standard Traffic Signal Design Details" supplement the requirements of the State of Illinois "Standard Specifications for Road and Bridge Construction." The intent of these Special Provisions is to prescribe the materials and construction methods commonly used for traffic signal installations. All material furnished shall be new. The locations and the details of all installations shall be as indicated on the Plans or as directed by the Engineer. Traffic signal construction and maintenance work shall be performed by personnel holding IMSA Traffic Signal Technician Level II certification. The work to be done under this contract consists of furnishing and installing all traffic signal work as specified in the Plans and as specified herein in a manner acceptable and approved by the Engineer.

SECTION 720 SIGNING

MAST ARM SIGN PANELS

Add the following to Article 720.02 of the Standard Specifications:

Signs attached to poles or posts (such as mast arm signs) shall have mounting brackets and sign channels which are equal to and completely interchangeable with those used by the District Sign Shops. Signfix Aluminum Channel Framing System is currently recommended, but other brands of mounting hardware are acceptable based upon the Department's approval.

DIVISION 800 ELECTRICAL

SUBMITTALS.

Revise Article 801.05 of the Standard Specifications to read:

All material approval requests shall be submitted in accordance with the District's current Electrical Product Data and Documentation Submittal Guidelines. General requirements include:

1. Material approval requests shall be made at the preconstruction meeting, including major traffic signal items listed in the table in Article 801.05. Material or equipment which is similar or identical shall be the product of the same manufacturer, unless necessary for system continuity. Traffic signal materials and equipment shall bear the U.L. label whenever such labeling is available.
2. Product data and shop drawings shall be assembled by pay item and separated from other pay item submittals. Only the top sheet of each pay item submittal will be stamped by the Department with the review status, except shop drawings for mast arm pole assemblies and the like will be stamped with the review status on each sheet.
3. Partial or incomplete submittals will be returned without review.
4. Certain non-standard mast arm poles and structures will require additional review from IDOT's Central Office. Examples include ornamental/decorative and non-standard length mast arm pole assemblies. The Contractor shall account for the additional review time in his schedule.
5. The contract number or permit number, project location/limits and corresponding pay code number must be on each sheet of correspondence,, catalog cuts and mast arm poles and assemblies drawings.
6. Where certifications and/or warranties are specified, the information submitted for approval shall include certifications and warranties. Certifications involving inspections, and/or tests of material shall be complete with all test data, dates, and times.

7. After the Engineer reviews the submittals for conformance with the design concept of the project, the Engineer will stamp the drawings indicating their status as 'Approved', 'Approved-As-Noted', 'Disapproved', or 'Incomplete'. Since the Engineer's review is for conformance with the design concept only, it is the Contractor's responsibility to coordinate the various items into a working system as specified. The Contractor shall not be relieved from responsibility for errors or omissions in the shop, working, layout drawings, or other documents by the Department's approval thereof. The Contractor must still be in full compliance with contract and specification requirements.
8. All submitted items reviewed and marked 'APPROVED AS NOTED', 'DISAPPROVED', or 'INCOMPLETE' are to be resubmitted in their entirety, unless otherwise indicated within the submittal comments, with a disposition of previous comments to verify contract compliance at no additional cost to the contract.
9. Exceptions to and deviations from the requirements of the Contract Documents will not be allowed. It is the Contractor's responsibility to note any deviations from Contract requirements at the time of submittal and to make any requests for deviations in writing to the Engineer. In general, substitutions will not be acceptable. Requests for substitutions must demonstrate that the proposed substitution is superior to the material or equipment required by the Contract Documents. No exceptions, deviations or substitutions will be permitted without the approval of the Engineer.

INSPECTION OF ELECTRICAL SYSTEMS.

Add the following to Article 801.10 of the Standard Specifications:

- (c) All cabinets including temporary traffic signal cabinets shall be assembled by an approved equipment supplier in District One. The Department reserves the right to request any controller and cabinet to be tested at the equipment supplier facilities prior to field installation, at no extra cost to this contract.

MAINTENANCE AND RESPONSIBILITY.

Revise Article 801.11 of the Standard Specifications to read:

- a. Existing traffic signal installations and/or any electrical facilities at all or various locations may be altered or reconstructed totally or partially as part of the work on this Contract. The Contractor is hereby advised that all traffic control equipment, presently installed at these locations, may be the property of the State of Illinois, Department of Transportation, Division of Highways, County, Private Developer, or the Municipality in which they are located. Once the Contractor has begun any work on any portion of the project, all traffic signals within the limits of this contract or those which have the item "Maintenance of Existing Traffic Signal Installation," "Temporary Traffic Signal Installation(s)" and/or "Maintenance of Existing Flashing Beacon Installation," shall become the full responsibility of the Contractor. Automatic Traffic Enforcement equipment is not owned by the State and the Contractor shall not be responsible for maintaining it during construction. The Contractor shall supply the Engineer, Area Traffic Signal Maintenance and Operations Engineer, IDOT ComCenter and the Department's Electrical Maintenance Contractor with two 24-hour emergency contact names and telephone numbers.
- b. When the project has a pay item for "Maintenance of Existing Traffic Signal Installation," "Temporary Traffic Signal Installation(s)" and/or "Maintenance of Existing Flashing Beacon Installation," the Contractor must notify both the Area Traffic Signal Maintenance and Operations Engineer at (847) 705-4424 and the Department's Electrical Maintenance Contractor, of their intent to begin any physical construction work on the Contract or any portion thereof. This notification must be made a minimum of seven (7) working days prior to the start of construction to allow sufficient time for inspection of the existing traffic signal installation(s) and transfer of maintenance to the Contractor. If work is started prior to an inspection, maintenance of the traffic signal installation(s) will be transferred to the Contractor without an inspection. The Contractor will become responsible for repairing or replacing all equipment that is not operating properly or is damaged at no cost to the owner of the traffic signal. Final repairs or replacement of damaged equipment must meet the approval of the Engineer prior to or at the time of final inspection otherwise the traffic signal installation will not be accepted.

- c. Contracts such as pavement grinding or patching which result in the destruction of traffic signal loops do not require maintenance transfer, but require a notification of intent to work and an inspection. A minimum of seven (7) working days prior to the loop removal, the Contractor shall notify the Area Traffic Signal Maintenance and Operations Engineer at (847) 705-4424 and the Department's Electrical Maintenance Contractor, at which time arrangements will be made to adjust the traffic controller timing to compensate for the absence of detection. Damaged Automatic Traffic Enforcement equipment, including cameras, detectors, or other peripheral equipment, shall be replaced by others, per Permit agreement, at no cost to the contract. See additional requirements in these specifications under Inductive Loop Detector.
- d. The Contractor is advised that the existing and/or temporary traffic signal installation must remain in operation during all construction stages, except for the most essential down time. Any shutdown of the traffic signal installation, which exceeds fifteen (15) minutes, must have prior approval of the Engineer. Approval to shutdown the traffic signal installation will only be granted during the period extending from 10:00 a.m. to 3:00 p.m. on weekdays. Shutdowns shall not be allowed during inclement weather or holiday periods.
- e. The Contractor shall be fully responsible for the safe and efficient operation of the traffic signals. Any inquiry, complaint or request by the Department, the Department's Electrical Maintenance Contractor or the public, shall be investigated and repairs begun within one hour. Failure to provide this service will result in liquidated damages of \$500 per day per occurrence. In addition, the Department reserves the right to assign any work not completed within this timeframe to the Electrical Maintenance Contractor. All costs associated to repair this uncompleted work shall be the responsibility of the Contractor. Failure to pay these costs to the Electrical Maintenance Contractor within one month after the incident will result in additional liquidated damages of \$500 per month per occurrence. Unpaid bills will be deducted from the cost of the Contract. The District's Electrical Maintenance Contractor may inspect any signaling device on the Department's highway system at any time without notification.
- f. Any proposed activity in the vicinity of a highway-rail grade crossing must adhere to the guidelines set forth in the current edition of the Manual on Uniform Traffic Control Devices (MUTCD) regarding work in temporary traffic control zones in the vicinity of highway-rail grade crossings which states that lane restrictions, flagging, or other operations shall not create conditions where vehicles can be queued across the railroad tracks. If the queuing of vehicles across the tracks cannot be avoided, a uniformed law enforcement officer or flagger shall be provided at the crossing to prevent vehicles from stopping on the tracks, even if automatic warning devices are in place.

DAMAGE TO TRAFFIC SIGNAL SYSTEM.

Add the following to Article 801.12(b) of the Standard Specifications to read:

Any traffic signal control equipment damaged or not operating properly from any cause whatsoever shall be replaced with new equipment meeting current District One traffic signal specifications and provided by the Contractor at no additional cost to the Contract and/or owner of the traffic signal system, all as approved by the Engineer. Final replacement of damaged equipment must meet the approval of the Engineer prior to or at the time of final inspection otherwise the traffic signal installation will not be accepted. Cable splices outside the controller cabinet shall not be allowed.

Automatic Traffic Enforcement equipment, such as Red Light Enforcement cameras, detectors, and peripheral equipment, damaged or not operating properly from any cause whatsoever, shall be the responsibility of the municipality or the Automatic Traffic Enforcement company per Permit agreement.

TRAFFIC SIGNAL INSPECTION (TURN-ON).

Revise Article 801.15(b) of the Standard Specifications to read:

It is the intent to have all electric work completed and equipment field tested by the vendor prior to the Department's "turn-on" field inspection. If in the event the Engineer determines work is not complete and the inspection will require more than two (2) hours to complete, the inspection shall be canceled and the Contractor will be required to reschedule at another date. The maintenance of the traffic signals will not be accepted until all punch list work is corrected and re-inspected.

When the road is open to traffic, except as otherwise provided in Section 850 of the Standard Specifications, the Contractor may request a turn-on and inspection of the completed traffic signal installation at each separate location. This request must be made to the Area Traffic Signal Maintenance and Operations Engineer at (847) 705-4424 a minimum of seven (7) working days prior to the time of the requested inspection. The Department will not grant a field inspection until notification is provided from the Contractor that the equipment has been field tested and the intersection is operating according to Contract requirements. The Department's facsimile number is (847) 705-4089. The Contractor must invite local fire department personnel to the turn-on when Emergency Vehicle Preemption (EVP) is included in the project. When the contract includes the item RE-OPTIMIZE TRAFFIC SIGNAL SYSTEM, OPTIMIZE TRAFFIC SIGNAL SYSTEM, or TEMPORARY TRAFFIC SIGNAL TIMINGS, the Contractor must notify the SCAT Consultant of the turn-on/detour implementation schedule, as well as stage changes and phase changes during construction.

The Contractor must have all traffic signal work completed and the electrical service installation connected by the utility company prior to requesting an inspection and turn-on of the traffic signal installation. The Contractor shall be responsible to provide a police officer to direct traffic at the time of testing.

The Contractor shall provide a representative from the control equipment vendor's office to attend the traffic signal inspection for both permanent and temporary traffic signal turn-ons. Upon demonstration that the signals are operating and all work is completed in accordance with the Contract and to the satisfaction of the Engineer, the Engineer will then allow the signals to be placed in continuous operation. The Agency that is responsible for the maintenance of each traffic signal installation will assume the maintenance upon successful completion of this inspection.

The District requires the following from the Contractor at traffic signal turn-ons.

1. One set of signal plans of record with field revisions marked in red ink.
2. Written notification from the Contractor and the equipment vendor of satisfactory field testing.
3. A knowledgeable representative of the controller equipment supplier shall be required at the traffic signal turn-on. The representative shall be knowledgeable of the cabinet design and controller functions.
4. A copy of the approved material letter.
5. One (1) copy of the operation and service manuals of the signal controller and associated control equipment.
6. Five (5) copies 11" x 17" (280 mm X 430 mm) of the cabinet wiring diagrams.
7. The controller manufacturer shall supply a printed form, not to exceed 11" x 17" (280 mm X 430 mm) for recording the traffic signal controller's timings; backup timings; coordination splits, offsets, and cycles; TBC Time of Day, Week and Year Programs; Traffic Responsive Program, Detector Phase Assignment, Type and Detector Switching; and any other functions programmable from the keyboard. The form shall include a location, date, manufacturer's name, controller model and software version. The form shall be approved by the Engineer and a minimum of three (3) copies must be furnished at each turn-on. The manufacturer must provide all programming information used within the controller at the time of turn-on.
8. All manufacturer and contractor warranties and guarantees required by Article 801.14.

Acceptance of the traffic signal equipment by the Department shall be based upon inspection results at the traffic signal "turn on." If approved, traffic signal acceptance shall be verbal at the "turn on" inspection followed by written correspondence from the Engineer. The Contractor shall be responsible for all traffic signal equipment and associated maintenance thereof until Departmental acceptance is granted.

All equipment and/or parts to keep the traffic signal installation operating shall be furnished by the Contractor. No spare traffic signal equipment is available from the Department.

All punch list work shall be completed within two (2) weeks after the final inspection. The Contractor shall notify the Electrical Maintenance Contractor to inspect all punch list work. Failure to meet these time constraints shall result in liquidated damage charges of \$500 per month per incident.

All cost of work and materials required to comply with the above requirements shall be included in the pay item bid prices, under which the subject materials and signal equipment are paid, and no additional compensation will be allowed. Materials and signal equipment not complying with the above requirements shall be subject to removal and disposal at the Contractor's expense.

RECORD DRAWINGS

The requirements listed for Electrical Installation shall apply for Traffic Signal Installations in Article 801.16. Revise the 2nd paragraph of Article 801.16 of the Standard Specifications to read:

- a. "When the work is complete, and seven days before the request for a final inspection, the full-size set of contract drawings. Stamped "RECORD DRAWINGS", shall be submitted to the Engineer for review and approval and shall be stamped with the date and the signature of the Contractor's supervising Engineer or electrician. The record drawings shall be submitted in PDF format on CDROM as well as hardcopy for review and approval.
- b. In addition to the record drawings, copies of the final catalog cuts which have been Approved or Approved as Noted shall be submitted in PDF format along with the record drawings. The PDF files shall clearly indicate the pay item either by filename or PDF Table of Contents referencing the respective pay item number for multi-item PDF files. Specific part or model numbers of items which have been selected shall be clearly visible."
- c. Additional requirements are listed in the District's Electrical Product Data and Documentation Guidelines.

Add the following to Article 801.16 of the Standard Specifications:

“In addition to the specified record drawings, the Contactor shall record GPS coordinates of the following traffic signal components being installed, modified or being affected in other ways by this contract:

- All Mast Arm Poles and Posts
- Handholes
- Conduit roadway crossings
- Controller Cabinets
- Communication Cabinets
- Electric Service Disconnect locations
- CCTV Camera installations
- Fiber Optic Splice Locations

Datum to be used shall be North American 1983.

Data shall be provided electronically and in print form. The electronic format shall be compatible with MS Excel. Latitude and Longitude shall be in decimal degrees with a minimum of 6 decimal places. Each coordinate shall have the following information:

1. Description of item
2. Designation or approximate station if the item is undesignated
3. Latitude
4. Longitude

Examples:

Description	Designation	Latitude	Longitude
Mast Arm Pole Assembly (dual, combo, etc)	MP (SW, NW, SE or NE corner)	41.580493	87.793378
FO mainline splice handhole	HHL-ST31	41.558532	87.792571
Handhole	HH	41.765532	87.543571
Electric Service	Elec Srv	41.602248	87.794053
Conduit crossing	SB IL83 to EB I290 ramp SIDE A	41.584593	87.793378
PTZ Camera	PTZ	41.584600	87.793432
Signal Post	Post	41.558532	87.792571
Controller Cabinet	CC	41.651848	87.762053
Master Controller Cabinet	MCC	41.580493	87.793378
Communication Cabinet	ComC	41.558532	87.789771
Fiber splice connection	Toll Plaza34	41.606928	87.794053

Prior to the collection of data, the contractor shall provide a sample data collection of at least six data points of known locations to be reviewed and verified by the Engineer to be accurate within 100 feet. Upon verification, data collection can begin. Data collection can be made as construction progresses, or can be collected after all items are installed. If the data is unacceptable the contractor shall make corrections to the data collection equipment and or process and submit the data for review and approval as specified.

Accuracy. Data collected is to be mapping grade. A handheld mapping grade GPS device shall be used for the data collection. The receiver shall support differential correction and data shall have a minimum 5 meter accuracy after post processing.

GPS receivers integrated into cellular communication devices, recreational and automotive GPS devices are not acceptable.

The GPS shall be the product of an established major GPS manufacturer having been in the business for a minimum of 6 years.”

Delete the last sentence of the 3rd paragraph of Article 801.16.

LOCATING UNDERGROUND FACILITIES.

Revise Section 803 to the Standard Specifications to read:

If this Contract requires the services of an Electrical Contractor, the Contractor shall be responsible at his/her own expense for locating existing IDOT electrical facilities prior to performing any work. If this Contract does not require the services of an Electrical Contractor, the Contractor may request one free locate for existing IDOT electrical facilities from the District One Electrical Maintenance Contractor prior to the start of any work. Additional requests may be at the expense of the Contractor. The location of underground traffic facilities does not relieve the Contractor of their responsibility to repair any facilities damaged during construction at their expense.

The exact location of all utilities shall be field verified by the Contractor before the installation of any components of the traffic signal system. For locations of utilities, locally owned equipment, and leased enforcement camera system facilities, the local Counties or Municipalities may need to be contacted: in the City of Chicago contact Digger at (312) 744-7000 and for all other locations contact J.U.L.I.E. at 1-800-892-0123 or 811.

RESTORATION OF WORK AREA.

Add the following article to Section 801 of the Standard Specifications:

801.17 Restoration of work area. Restoration of the traffic signal work area shall be included in the related pay items such as foundation, conduit, handhole, trench and backfill, underground raceways, etc. All roadway surfaces such as shoulders, medians, sidewalks, pavement, etc. shall be replaced in kind. All damage to mowed lawns shall be replaced with an approved sod, and all damage to unmowed fields shall be seeded. All brick pavers disturbed in the work area shall be restored to their original configuration as directed by the Engineer. All damaged brick pavers shall be replaced with a comparable material approved by the Engineer. Restoration of the work area shall be included in the contract without any extra compensation allowed to the Contractor.

ELECTRIC SERVICE INSTALLATION.

Revise Section 805 of the Standard Specifications to read:

Description.

This work shall consist of all materials and labor required to install, modify, or extend the electric service installation. All installations shall meet the requirements of the details in the "District One Standard Traffic Signal Design Details" and applicable portions of the Specifications.

General.

The electric service installation shall be the electric service disconnecting means and it shall be identified as suitable for use as service equipment.

The electric utility contact information is noted on the plans and represents the current information at the time of contract preparation. The Contractor must request in writing for service and/or service modification within 10 days of contract award and must follow-up with the electric utility to assure all necessary documents and payment are received by the utility. The Contractor shall forward copies of all correspondence between the contractor and utility company to the Engineer and Area Traffic Signal Maintenance and Operations Engineer. The service agreement and sketch shall be submitted for signature to the IDOT's Traffic Operations Programs Engineer.

Materials.

- a. General. The completed control panel shall be constructed in accordance with UL Std. 508A, Industrial Control Panel, and carry the UL label. Wire terminations shall be UL listed.
- b. Enclosures.
 1. Pole Mounted Cabinet. The cabinet shall be UL 50, NEMA Type 4X, unfinished single door design, fabricated from minimum 0.080-inch (2.03 mm) thick Type 5052 H-32 aluminum. Seams shall be continuous welded and ground smooth. Stainless steel screws and clamps shall secure the cover and assure a watertight seal. The cover shall be removable by pulling the continuous stainless steel hinge pin. The cabinet shall have an oil-resistant gasket and a lock kit shall be provided with an internal O-ring in the locking mechanism assuring a watertight and dust-tight seal. The cabinet shall be sized to adequately house all required components with extra space for arrangement and termination of wiring. A minimum size of 14-inches (350 mm) high, 9-inches (225 mm) wide and 8-inches (200 mm) in depth is required. The cabinet shall be channel mounted to a wooden utility pole using assemblies recommended by the manufacturer.

2. Ground Mounted Cabinet. The cabinet shall be UL 50, NEMA Type 3R unfinished single door design with back panel. The cabinet shall be fabricated from Type 5052 H-32 aluminum with the frame and door 0.125-inch (3.175 mm) thick, the top 0.250-inch (6.350 mm) thick and the bottom 0.500-inch (12.70 mm) thick. Seams shall be continuous welded and ground smooth. The door and door opening shall be double flanged. The door shall be approximately 80% of the front surface, with a full length tamperproof stainless steel .075-inch (1.91 mm) thick hinge bolted to the cabinet with stainless steel carriage bolts and nylocks nuts. The locking mechanism shall be slam-latch type with a keyhole cover. The cabinet shall be sized to adequately house all required components with extra space for arrangement and termination of wiring. A minimum size of 40-inches (1000 mm) high, 16-inches (400 mm) wide and 15-inches (375 mm) in depth is required. The cabinet shall be mounted upon a square Type A concrete foundation as indicated on the plans. The foundation is paid for separately.
- c. Surge Protector. Overvoltage protection, with LED indicator, shall be provided for the 120 volt load circuit by the means MOV and thermal fusing technology. The response time shall be <5n seconds and operate within a range of -40C to +85C. The surge protector shall be UL 1449 Listed.
 - d. Circuit Breakers. Circuit breakers shall be standard UL listed molded case, thermal-magnetic bolt-on type circuit breakers with trip free indicating handles. 120 volt circuit breakers shall have an interrupting rating of not less than 65,000 rms symmetrical amperes. Unless otherwise indicated, the main disconnect circuit breaker for the traffic signal controller shall be rated 60 amperes, 120 V and the auxiliary circuit breakers shall be rated 10 amperes, 120 V.
 - e. Fuses, Fuseholders and Power Indicating Light. Fuses shall be small-dimensional cylindrical fuses of the dual element time-delay type. The fuses shall be rated for 600 V AC and shall have a UL listed interrupting rating of not less than 10,000 rms symmetrical amperes at rated voltage. The power indicating light shall be LED type with a green colored lens and shall be energized when electric utility power is present.
 - f. Ground and Neutral Bus Bars. A single copper ground and neutral bus bar, mounted on the equipment panel shall be provided. Ground and neutral conductors shall be separated on the bus bar. Compression lugs, plus 2 spare lugs, shall be sized to accommodate the cables with the heads of the connector screws painted green for ground connections and white for neutral connections.

- g. Utility Services Connection. The Contractor shall notify the Utility Company marketing representative a minimum of 30 working days prior to the anticipated date of hook-up. This 30 day advance notification will begin only after the Utility Company marketing representative has received service charge payments from the Contractor. Prior to contacting the Utility Company marketing representative for service connection, the service installation controller cabinet and cable must be installed for inspection by the Utility Company.
- h. Ground Rod. Ground rods shall be copper-clad steel, a minimum of 10 feet (3.0m) in length, and 3/4 inch (20mm) in diameter. Ground rod resistance measurements to ground shall be 25 ohms or less. If necessary additional rods shall be installed to meet resistance requirements at no additional cost to the contract.

Installation.

- a. General. The Contractor shall confirm the orientation of the traffic service installation and its door side with the engineer, prior to installation. All conduit entrances into the service installation shall be sealed with a pliable waterproof material.
- b. Pole Mounted. Brackets designed for pole mounting shall be used. All mounting hardware shall be stainless steel. Mounting height shall be as noted on the plans or as directed by the Engineer.
- c. Ground Mounted. The service installation shall be mounted plumb and level on the foundation and fastened to the anchor bolts with hot-dipped galvanized or stainless steel nuts and washers. The space between the bottom of the enclosure and the top of the foundation shall be caulked at the base with silicone.

Basis of Payment.

The service installation shall be paid for at the contract unit price each for SERVICE INSTALLATION of the type specified which shall be payment in full for furnishing and installing the service installation complete. The CONCRETE FOUNDATION, TYPE A, which includes the ground rod, shall be paid for separately. SERVICE INSTALLATION, POLE MOUNTED shall include the 3/4 inch (20mm) grounding conduit, ground rod, and pole mount assembly. Any charges by the utility companies shall be approved by the engineer and paid for as an addition to the contract according to Article 109.05 of the Standard Specifications.

GROUNDING OF TRAFFIC SIGNAL SYSTEMS.

Revise Section 806 of the Standard Specifications to read:

General.

All traffic signal systems, equipment and appurtenances shall be properly grounded in strict conformance with the NEC. See IDOT District One Traffic Signal detail plan sheets for additional information.

The grounding electrode system shall include a ground rod installed with each traffic signal controller concrete foundation and all mast arm and post concrete foundations. An additional ground rod will be required at locations where measured resistance exceeds 25 ohms. Ground rods are included in the applicable concrete foundation or service installation pay item and will not be paid for separately.

Testing shall be according to Article 801.13 (a) (4) and (5).

- (a) The grounded conductor (neutral conductor) shall be white color coded. This conductor shall be bonded to the equipment grounding conductor only at the Electric Service Installation. All power cables shall include one neutral conductor of the same size.
- (b) The equipment grounding conductor shall be green color coded. The following is in addition to Article 801.04 of the Standard Specifications.
 - 1. Equipment grounding conductors shall be bonded to the grounded conductor (neutral conductor) only at the Electric Service Installation. The equipment grounding conductor is paid for separately and shall be continuous. The Earth shall not be used as the equipment grounding conductor.
 - 2. Equipment grounding conductors shall be bonded, using a Listed grounding connector, to all traffic signal mast arm poles, traffic signal posts, pedestrian posts, pull boxes, handhole frames and covers, conduits, and other metallic enclosures throughout the traffic signal wiring system, except where noted herein. Bonding shall be made with a splice and pigtail connection, using a sized compression type copper sleeve, sealant tape, and heat-shrinkable cap. A Listed electrical joint compound shall be applied to all conductors' terminations, connector threads and contact points. Conduit grounding bushings shall be installed at all conduit terminations.
 - 3. All metallic and non-metallic raceways containing traffic signal circuit runs shall have a continuous equipment grounding conductor, except raceways containing only detector loop lead-in circuits, circuits under 50 volts and/or fiber optic cable will not be required to include an equipment grounding conductor.
 - 4. Individual conductor splices in handholes shall be soldered and sealed with heat shrink. When necessary to maintain effective equipment grounding, a full cable heat shrink shall be provided over individual conductor heat shrinks.

- (c) The grounding electrode conductor shall be similar to the equipment grounding conductor in color coding (green) and size. The grounding electrode conductor is used to connect the ground rod to the equipment grounding conductor and is bonded to ground rods via exothermic welding, listed pressure connectors, listed clamps or other approved listed means.

GROUNDING EXISTING HANDHOLE FRAME AND COVER.

Description.

This work shall consist of all materials and labor required to bond the equipment grounding conductor to the existing handhole frame and handhole cover. All installations shall meet the requirements of the details in the "District One Standard Traffic Signal Design Details," and applicable portions of the Standard Specifications and these specifications.

The equipment grounding conductor shall be bonded to the handhole frame and to the handhole cover. Two (2) ½-inch diameter x 1 ¼-inch long hex-head stainless steel bolts, spaced 1.75-inches apart center-to-center shall be fully welded to the frame and to the cover to accommodate a heavy duty Listed grounding compression terminal (Burndy type YGHA or approved equal). The grounding compression terminal shall be secured to the bolts with stainless steel split-lock washers and nylon-insert locknuts.

Welding preparation for the stainless steel bolt hex-head to the frame and to the cover shall include thoroughly cleaning the contact and weldment area of all rust, dirt and contaminates. The Contractor shall assure a solid strong weld. The welds shall be smooth and thoroughly cleaned of flux and spatter. The grounding installation shall not affect the proper seating of the cover when closed.

The grounding cable shall be paid for separately.

Method of Measurement.

Units measured for payment will be counted on a per handhole basis, regardless of the type of handhole and its location.

Basis of Payment.

This work shall be paid for at the contract unit price each for GROUNDING EXISTING HANDHOLE FRAME AND COVER which shall be payment in full for grounding the handhole complete.

COILABLE NON-METALLIC CONDUIT.

Description.

This work shall consist of furnishing and installing empty coilable non-metallic conduit (CNC) for detector loop raceways.

General.

The CNC installation shall be in accordance with Sections 810 and 811 of the Standard Specifications except for the following:

Add the following to Article 810.03 of the Standard Specifications:

CNC meeting the requirements of NEC Article 353 shall be used for detector loop raceways to the handholes.

Add the following to Article 811.03 of the Standard Specifications:

On temporary traffic signal installations with detector loops, CNC meeting the requirements of NEC Article 353 shall be used for detector loop raceways from the saw-cut to 10 feet (3m) up the wood pole, unless otherwise shown on the plans

Basis of Payment.

All installations of CNC for loop detection shall be included in the contract and not paid for separately.

HANDHOLES.

Add the following to Section 814 of the Standard Specifications:

All handholes shall be concrete, poured in place, with inside dimensions of 21-1/2 inches (549mm) minimum. Frames and lid openings shall match this dimension. The cover of the handhole frame shall be labeled "Traffic Signals" with legible raised letters.

For grounding purposes the handhole frame shall have provisions for a 7/16 inch (15.875mm) diameter stainless bolt cast into the frame. The covers shall have a stainless steel threaded stint extended from the eye hook assembly for the purpose of attaching the grounding conductor to the handhole cover.

The minimum wall thickness for heavy duty hand holes shall be 12 inches (300mm).

All conduits shall enter the handhole at a depth of 30 inches (760mm) except for the conduits for detector loops when the handhole is less than 5 feet (1.52 m) from the detector loop. All conduit ends should be sealed with a waterproof sealant to prevent the entrance of contaminants into the handhole.

Steel cable hooks shall be coated with hot-dipped galvanization in accordance with AASHTO Specification M111. Hooks shall be a minimum of 1/2 inch (12.7 mm) diameter with two 90 degree bends and extend into the handhole at least 6 inches (150 mm). Hooks shall be placed a minimum of 12 inches (300 mm) below the lid or lower if additional space is required.

GROUNDING CABLE.

The cable shall meet the requirements of Section 817 of the "Standard Specifications," except for the following:

Add the following to Article 817.02 (b) of the Standard Specifications:

Unless otherwise noted on the Plans, traffic signal grounding conductor shall be one conductor, #6 gauge copper, with a green color coded XLP jacket.

The traffic signal grounding conductor shall be bonded, using a Listed grounding connector (Burdny type KC/K2C, as applicable, or approved equal), to all proposed and existing traffic signal mast arm poles and traffic/pedestrian signal posts, including push button posts. The grounding conductor shall be bonded to all proposed and existing pull boxes, handhole frames and covers and other metallic enclosures throughout the traffic signal wiring system and noted herein and detailed on the plans. The grounding conductor shall be bonded to conduit terminations using rated grounding bushings. Bonding to existing handhole frames and covers shall be paid for separately.

Add the following to Article 817.05 of the Standard Specifications:

Basis of Payment.

Grounding cable shall be measured in place for payment in foot (meter). Payment shall be at the contract unit price for ELECTRIC CABLE IN CONDUIT, GROUNDING, NO. 6, 1C, which price includes all associated labor and material including grounding clamps, splicing, exothermic welds, grounding connectors, conduit grounding bushings, and other hardware.

RAILROAD INTERCONNECT CABLE.

The cable shall meet the requirements of Section 873 of the Standard Specifications, except for the following:

Add to Article 873.02 of the Standard Specifications:

The railroad interconnect cable shall be three conductor stranded #14 copper cable in a clear polyester binder, shielded with #36 AWG tinned copper braid with 85% coverage, and insulated with .016" polyethylene (black, blue, red). The jacket shall be black 0.045 PVC or polyethylene.

Add the following to Article 873.05 of the Standard Specifications:

Basis of Payment.

This work shall be paid for at the contract unit price per foot (meter) for ELECTRIC CABLE IN CONDUIT, RAILROAD, NO. 14 3C, which price shall be payment in full for furnishing, installing, and making all electrical connections in the traffic signal controller cabinet. Connections in the railroad controller cabinet shall be performed by railroad personnel.

FIBER OPTIC TRACER CABLE.

The cable shall meet the requirements of Section 817 of the "Standard Specifications," except for the following:

Add the following to Article 817.03 of the Standard Specifications:

In order to trace the fiber optic cable after installation, the tracer cable shall be installed in the same conduit as the fiber optic cable in locations shown on the plans. The tracer cable shall be continuous, extended into the controller cabinet and terminated on a barrier type terminal strip mounted on the side wall of the controller cabinet. The barrier type terminal strip and tracer cable shall be clearly marked and identified. All tracer cable splices shall be kept to a minimum and shall incorporate maximum lengths of cable supplied by the manufacturer. The tracer cable will be allowed to be spliced at handholes only. The tracer cable splice shall use a Western Union Splice soldered with resin core flux and shall be soldered using a soldering iron. Blow torches or other devices which oxidize copper cable shall not be allowed for soldering operations. All exposed surfaces of the solder shall be smooth. The splice shall be covered with a black shrink tube meeting UL 224 guidelines, Type V and rated 600v, minimum length 4 inches (100 mm) and with a minimum 1 inch (25 mm) coverage over the XLP insulation, underwater grade.

Add the following to Article 817.05 of the Standard Specifications:

Basis of Payment.

The tracer cable shall be paid for separately as ELECTRIC CABLE IN CONDUIT, TRACER, NO. 14 1C per foot (meter), which price shall include all associated labor and material for installation.

MAINTENANCE OF EXISTING TRAFFIC SIGNAL INSTALLATION.

Revise Articles 850.02 and 850.03 of the Standard Specifications to read:

Procedure.

The energy charges for the operation of the traffic signal installation shall be paid for by others. Full maintenance responsibility shall start as soon as the Contractor begins any physical work on the Contract or any portion thereof.

The Contractor shall have electricians with IMSA Level II certification on staff to provide signal maintenance.

This item shall include maintenance of all traffic signal equipment at the intersection, including emergency vehicle pre-emption equipment, master controllers, uninterruptible power supply (UPS and batteries), telephone service installations, communication cables, conduits to adjacent intersections, and other traffic signal equipment, but shall not include Automatic Traffic Enforcement equipment, such as Red Light Enforcement cameras, detectors, or peripheral equipment, not owned by the State.

Maintenance.

The maintenance shall be according to MAINTENANCE AND RESPONSIBILITY in Division 800 of these specifications and the following:

The Contractor shall check all controllers every two (2) weeks, which will include visually inspecting all timing intervals, relays, detectors, and pre-emption equipment to ensure that they are functioning properly. This item includes, as routine maintenance, all portions of emergency vehicle pre-emption equipment. The Contractor shall maintain in stock at all times a sufficient amount of materials and equipment to provide effective temporary and permanent repairs.

The Contractor shall provide immediate corrective action when any part or parts of the system fail to function properly. Two far side heads facing each approach shall be considered the minimum acceptable signal operation pending permanent repairs. When repairs at a signalized intersection require that the controller be disconnected or otherwise removed from normal operation, and power is available, the Contractor shall place the traffic signal installation on flashing operation. The signals shall flash RED for all directions unless a different indication has been specified by the Engineer. The Contractor shall be required to place stop signs (R1-1-36) at each approach of the intersection as a temporary means of regulating traffic. When the signals operate in flash, the Contractor shall furnish and equip all their vehicles assigned to the maintenance of traffic signal installations with a sufficient number of stop signs as specified herein. The Contractor shall maintain a sufficient number of spare stop signs in stock at all times to replace stop signs which may be damaged or stolen.

The Contractor shall provide the Engineer with a 24 hour telephone number for the maintenance of the traffic signal installation and for emergency calls by the Engineer.

Traffic signal equipment which is lost or not returned to the Department for any reason shall be replaced with new equipment meeting the requirements of the Standard Specifications and these special provisions.

The Contractor shall respond to all emergency calls from the Department or others within one hour after notification and provide immediate corrective action. When equipment has been damaged or becomes faulty beyond repair, the Contractor shall replace it with new and identical equipment. The cost of furnishing and installing the replaced equipment shall be borne by the Contractor at no additional charge to the contract. The Contractor may institute action to recover damages from a responsible third party. If at any time the Contractor fails to perform all work as specified herein to keep the traffic signal installation in proper operating condition or if the Engineer cannot contact the Contractor's designated personnel, the Engineer shall have the State's Electrical Maintenance Contractor perform the maintenance work required. The State's Electrical Maintenance Contractor shall bill the Contractor for the total cost of the work. The Contractor shall pay this bill within thirty (30) days of the date of receipt of the invoice or the cost of such work will be deducted from the amount due the Contractor. The Contractor shall allow the Electrical Maintenance Contractor to make reviews of the Existing Traffic Signal Installation that has been transferred to the Contractor for Maintenance.

TRAFFIC ACTUATED CONTROLLER.

Add the following to Article 857.02 of the Standard Specifications:

Controllers shall be NTCIP compliant NEMA TS2 Type 1, Econolite ASC/3S-1000 or Eagle/Siemens M50 unless specified otherwise on the plans or elsewhere on these specifications. Only controllers supplied by one of the District One approved closed loop equipment manufacturers will be allowed. The controller shall be the most recent model and software version supplied by the manufacturer at the time of the approval and includes the standard data key. The traffic signal controller shall provide features to inhibit simultaneous display of a circular yellow ball and a yellow arrow display. Individual load switches shall be provided for each vehicle, pedestrian, and right turn over lap phase. The controller shall prevent phases from being skipped during program changes and after all preemption events.

Add the following to Article 857.03 of the Standard Specifications:

The Contractor shall arrange to install a standard voice-grade dial-up telephone line to the RAILROAD, FULL-ACTUATED CONTROLLER AND CABINET as called for on the traffic signal installation plans. If the traffic signal installation is part of a traffic signal system, a telephone line is usually not required, unless a telephone line is called for on the traffic signal plans. The Contractor shall follow the requirements for the telephone service installation as contained in the current District One Traffic Signal Special Provisions under Master Controller.

MASTER CONTROLLER.

Revise Articles 860.02 - Materials and 860.03 - Installation of the Standard Specifications to read:

Only controllers supplied by one of the District approved closed loop equipment manufacturers will be allowed. Only NEMA TS 2 Type 1 Eagle/Siemens and Econolite closed loop systems shall be supplied. The latest model and software version of master controller shall be supplied.

Functional requirements in addition to those in Section 863 of the Standard Specifications include:

The system commands shall consist of, as a minimum, six (6) cycle lengths, five (5) offsets, three (3) splits, and four (4) special functions. The system commands shall also include commands for free or coordinated operation.

Traffic Responsive operation shall consist of the real time acquisition of system detector data, data validation, and the scaling of acquired volumes and occupancies in a deterministic fashion so as to cause the selection and implementation of the most suitable traffic plan.

Upon request by the Engineer, each master shall be delivered with up to three (3) complete sets of the latest edition of registered remote monitoring software with full manufacture's support. Each set shall consist of software on CD, DVD, or other suitable media approved by the Engineer, and a bound set of manuals containing loading and operating instruction. One copy of the software and support data shall be delivered to the Agency in charge of system operation, if other than IDOT. One of these two sets will be provided to the Agency Signal Maintenance Contractor for use in monitoring the system.

The approved manufacturer of equipment shall loan the District one master controller and two intersection controllers of the most recent models and the newest software version to be used for instructional purposes in addition to the equipment to be supplied for the Contract.

The Contractor shall arrange to install a standard voice-grade dial-up telephone line to the master controller. This shall be accomplished through the following process utilizing District One staff. This telephone line may be coupled with a DSL line and a phone filter to isolate the dial-up line. An E911 address is required.

The cabinet shall be provided with an Outdoor Network Interface for termination of the telephone service. It shall be mounted to the inside of the cabinet in a location suitable to provide access for termination of the telephone service at a later date.

Full duplex communication between the master and its local controllers is recommended, but at this time not required. The data rate shall be 1200 baud minimum and shall be capable of speeds to 38,400 or above as technology allows. The controller, when installed in an Ethernet topology, may operate non-serial communications.

The cabinet shall be equipped with a 9600 baud, auto dial/auto answer modem. It shall be a US robotics 33.6K baud rate or equal.

As soon as practical or within one week after the contract has been awarded, the Contractor shall contact (via phone) the Administrative Support Manager in the District One Business Services Section at (847) 705-4011 to request a phone line installation.

A follow-up fax transmittal to the Administrative Support Manager (847-705-4712) with all required information pertaining to the phone installation is required from the Contractor as soon as possible or within one week after the initial request has been made. A copy of this fax transmittal must also be faxed by the Contractor to the Traffic Signal Systems Engineer at (847) 705-4089. The required information to be supplied on the fax shall include (but not limited to): A street address for the new traffic signal controller (or nearby address); a nearby existing telephone number; what type of telephone service is needed; the name and number of the Contractor's employee for the telephone company to contact regarding site work and questions.

The usual time frame for the activation of the phone line is 4-6 weeks after the Business Services Section has received the Contractor supplied fax. It is, therefore, imperative that the phone line conduit and pull-string be installed by the Contractor in anticipation of this time frame. On jobs which include roadway widening in which the conduit cannot be installed until this widening is completed, the Contractor will be allowed to delay the phone line installation request to the Business Services Section until a point in time that is 4-6 weeks prior to the anticipated completion of the traffic signal work. The contractor shall provide the Administrative Support Manager with an expected installation date considering the 4-6 week processing time.

The telephone line shall be installed and activated one month before the system final inspection.

All costs associated with the telephone line installation and activation (not including the Contract specified conduit installation between the point of telephone service and the traffic signal controller cabinet) shall be paid for by the District One Business Services Section (i.e., this will be an IDOT phone number not a Contractor phone number).

UNINTERRUPTIBLE POWER SUPPLY.

Add the following to Article 862.01 of the Standard Specifications:

The UPS shall have the power capacity to provide normal operation of a signalized intersection that utilizes all LED type signal head optics, for a minimum of six hours.

Add the following to Article 862.02 of the Standard Specifications:

Materials shall be according to Article 1074.04 as modified in UNINTERRUPTIBLE POWER SUPPLY in Division 1000 of these specifications.

Add the following to Article 862.03 of the Standard Specifications:

The UPS shall additionally include, but not be limited to, a battery cabinet. The UPS shall provide reliable emergency power to the traffic signals in the event of a power failure or interruption.

Revise Article 862.04 of the Standard Specifications to read:

Installation.

When a UPS is installed at an existing traffic signal cabinet, the UPS cabinet shall partially rest on the lip of the existing controller cabinet foundation and be secured to the existing controller cabinet by means of at least four (4) stainless steel bolts. The UPS cabinet shall be completely enclosed with the bottom and back constructed of the same material as the cabinet.

When a UPS is installed at a new signal cabinet and foundation, it shall be mounted as shown on the plans.

At locations where UPS is installed and Emergency Vehicle Priority System is in use, any existing incandescent confirmation beacons shall be replaced with LED lamps in accordance with the District One Emergency Vehicle Priority System specification at no additional cost to the contract. A concrete apron 67 in. x 50 in. x 5 in. (1702mm x 1270mm x 130mm) shall be provided on the side of the existing Type D Foundation, where the UPS cabinet is located. The concrete apron shall follow the District 1 Standard Traffic Signal Design Detail, Type D for Ground Mounted Controller Cabinet and UPS Battery Cabinet. The concrete apron shall follow Articles 424 and 202 of the Standard Specifications.

This item shall include any required modifications to an existing traffic signal controller as a result of the addition of the UPS.

Revise Article 862.05 of the Standard Specifications to read:

Basis of Payment.

This work will be paid for at the contract unit price per each for UNINTERRUPTIBLE POWER SUPPLY SPECIAL. Replacement of Emergency Vehicle Priority System confirmation beacons and any required modifications to the traffic signal controller shall be included in the cost of the UNINTERRUPTIBLE POWER SUPPLY SPECIAL item. The concrete apron and earth excavation required shall be included in the cost of the UNINTERRUPTIBLE POWER SUPPLY SPECIAL item.

FIBER OPTIC CABLE.

Add the following to Article 871.01 of the Standard Specifications:

The Fiber Optic cable shall be installed in conduit or as specified on the plans.

Add the following to Article 872.02 of the Standard Specifications:

The control cabinet distribution enclosure shall be CSC FTWO12KST-W/O 12 Port Fiber Wall Enclosure or an approved equivalent. The fiber optic cable shall provide six fibers per tube for the amount of fibers called for in the Fiber Optic Cable pay item in the Contract. Fiber Optic cable may be gel filled or have an approved water blocking tape.

Add the following to Article 871.04 of the Standard Specifications:

A minimum of six multimode fibers from each cable shall be terminated with approved mechanical connectors at the distribution enclosure. Fibers not being used shall be labeled "spare." Fibers not attached to the distribution enclosure shall be capped and sealed. A minimum of 13.0 feet (4m) of extra cable length shall be provided for controller cabinets. The controller cabinet extra cable length shall be stored as directed by the Engineer.

Add the following to Article 871.06 of the Standard Specifications:

The distribution enclosure and all connectors will be included in the cost of the fiber optic cable.

MAST ARM ASSEMBLY AND POLE.

Revise Article 877.01 of the Standard Specifications to read:

Description.

This work shall consist of furnishing and installing a steel mast arm assembly and pole and a galvanized steel or extruded aluminum shroud for protection of the base plate.

Revise Article 877.03 of the Standard Specifications:

Mast arm assembly and pole shall be as follows.

- (a) Steel Mast Arm Assembly and Pole and Steel Combination Mast Arm Assembly and Pole. The steel mast arm assembly and pole and steel combination mast arm assembly and pole shall consist of a traffic signal mast arm, a luminaire mast arm or davit (for combination pole only), a pole, and a base, together with anchor rods and other appurtenances. The configuration of the mast arm assembly, pole, and base shall be according to the details shown on the plans.

- (1) Loading. The mast arm assembly and pole, and combination mast arm assembly and pole shall be designed for the loading shown on the Highway Standards or elsewhere on the plans, whichever is greater. The design shall be according to AASHTO "Standard Specification for Structural Supports for Highway Signs, Luminaries and Traffic Signals" 1994 Edition for 80 mph (130 km/hr) wind velocity. However, the arm-to-pole connection for tapered signal and luminaire arms shall be according to the "ring plate" detail as shown in Figure 11-1(f) of the 2002 Interim, to the AASHTO "Standard Specification for Structural Supports for Highway Signs, Luminaries and Traffic Signals" 2001 4th Edition.
- (2) Structural Steel Grade. The mast arm and pole shall be fabricated according to ASTM A 595, Grade A or B, ASTM A 572 Grade 55, or ASTM A 1011 Grade 55 HSLAS Class 2. The base and flange plates shall be of structural steel according to AASHTO M 270 Grade 50 (M 270M Grade 345). Luminaire arms and trussed arms 15 ft (4.5 m) or less shall be fabricated from one steel pipe or tube size according to ASTM A 53 Grade B or ASTM A 500 Grade B or C. All mast arm assemblies, poles, and bases shall be galvanized according to AASHTO M 111.
- (3) Fabrication. The design and fabrication of the mast arm assembly, pole, and base shall be according to the requirements of the Standard Specifications for Structural Supports for Highway Signs, Luminaires, and Traffic Signals published by AASHTO. The mast arm and pole may be of single length or sectional design. If section design is used, the overlap shall be at least 150 percent of the maximum diameter of the overlapping section and shall be assembled in the factory.

The manufacturer will be allowed to slot the base plate in which other bolt circles may fit, providing that these slots do not offset the integrity of the pole. Circumferential welds of tapered arms and poles to base plates shall be full penetration welds.

- (4) Shop Drawing Approval. The Contractor shall submit detailed drawings showing design materials, thickness of sections, weld sizes, and anchor rods to the Engineer for approval prior to fabrication. These drawings shall be at least 11 x 17 in. (275 x 425 mm) in size and of adequate quality for microfilming. All product data and shop drawings shall be submitted in electronic form on CD-ROM
- (b) Anchor Rods. The anchor rods shall be ASTM F 1554 Grade 105, coated by the hot-dip galvanizing process according to AASHTO M 232, and shall be threaded a minimum of 7 1/2 in. (185 mm) at one end and have a bend at the other end. The first 12 in. (300 mm) at the threaded end shall be galvanized. Two nuts, one lock washer, and one flat washer shall be furnished with each anchor rod. All nuts and washers shall be galvanized.
 - (c) The galvanized steel or extruded aluminum shroud shall have dimensions similar to those detailed in the "District One Standard Traffic Signal Design Details." The shroud shall be installed such that it allow air to circulate throughout the mast arm but not allow infestation of insects or other animals, and such that it is not hazardous to probing fingers and feet.

Add the following to Article 877.04 of the Standard Specifications:

The shroud shall not be paid for separately but shall be included in the cost of the mast arm assembly and pole.

CONCRETE FOUNDATIONS.

Add the following to Article 878.03 of the Standard Specifications:

All anchor bolts shall be according to Article 1006.09, with all anchor bolts hot dipped galvanized a minimum of 12 in. (300 mm) from the threaded end.

Concrete Foundations, Type "A" for Traffic Signal Posts shall provide anchor bolts with the bolt pattern specified within the "District One Standard Traffic Signal Design Details." All Type "A" foundations shall be a minimum depth of 48 inches (1220 mm).

Concrete Foundations, Type "C" for Traffic Signal Cabinets with Uninterruptible Power Supply (UPS) cabinet installations shall be a minimum of 72 inches (1830 mm) long and 31 inches (790 mm) wide. All Type "C" foundations shall be a minimum depth of 48 inches (1220 mm). The concrete apron in front of the Type IV or V cabinet shall be 36 in. x 48 in. x 5 in. (915 mm X 1220 mm X 130 mm). The concrete apron in front of the UPS cabinet shall be 36 in. x 67 in. x 5 in. (915 mm X 1700 mm X 130 mm). Anchor bolts shall provide bolt spacing as required by the manufacturer.

Concrete Foundations, Type "D" for Traffic Signal Cabinets shall be a minimum of 48 inches (1220 mm) long and 31 inches (790 mm) wide. All Type "D" foundations shall be a minimum depth of 48 inches (1220 mm). The concrete apron shall be 36 in. x 48 in. x 5 in. (910 mm X 1220 mm X 130 mm). Anchor bolts shall provide bolt spacing as required by the manufacturer.

Concrete Foundations, Type "E" for Mast Arm and Combination Mast Arm Poles shall meet the current requirements listed in the Highway Standards.

Foundations used for Combination Mast Arm Poles shall provide an extra 2-1/2 inch (65 mm) raceway.

No foundation is to be poured until the Resident Engineer gives his/her approval as to the depth of the foundation.

LIGHT EMITTING DIODE (LED) SIGNAL HEAD AND OPTICALLY PROGRAMMED LED SIGNAL HEAD.

Add the following to the first paragraph of Article 880.04 of the Standard Specifications:

Basis of Payment.

The price shall include furnishing the equipment described above, all mounting hardware and installing them in satisfactory operating condition.

LIGHT EMITTING DIODE (LED), SIGNAL HEAD, RETROFIT

Description.

This work shall consist of retrofitting an existing polycarbonate traffic signal head with a traffic signal module, pedestrian signal module, and pedestrian countdown signal module, with light emitting diodes (LEDs) as specified in the plans.

Materials.

Materials shall be according to LIGHT EMITTING DIODE (LED) AND OPTICALLY PROGRAMMED LED SIGNAL HEAD, AND LIGHT EMITTING DIODE (LED) PEDESTRIAN SIGNAL HEAD in Divisions 880, 881 and 1000 of these specifications.

Add the following to Article 880.04 of the Standard Specifications:

Basis of Payment.

This item shall be paid for at the contract unit price each for SIGNAL HEAD, LED, RETROFIT, or PEDESTRIAN SIGNAL HEAD, LED, RETROFIT, for the type and number of polycarbonate signal heads, faces, and sections specified, which price shall be payment in full for furnishing the equipment described above including LED modules, all mounting hardware, and installing them in satisfactory operating condition. The type specified will indicate the number of faces and the method of mounting.

LIGHT EMITTING DIODE (LED) PEDESTRIAN SIGNAL HEAD

Add the following to the third paragraph of Article 881.03 of the Standard Specifications:

No mixing of different types of pedestrian traffic signals or displays will be permitted.

Add the following to Article 881.03 of the Standard Specifications:

(a) Pedestrian Countdown Signal Heads.

- (1) Pedestrian Countdown Signal Heads shall not be installed at signalized intersections where traffic signals and railroad warning devices are interconnected.

- (2) Pedestrian Countdown Signal Heads shall be 16 inch (406mm) x 18 inch (457mm), for single units with the housings glossy black polycarbonate. Connecting hardware and mounting brackets shall be polycarbonate (black). A corrosion resistant anti-seize lubricant shall be applied to all metallic mounting bracket joints, and shall be visible to the inspector at the signal turn-on.
- (3) Each pedestrian signal LED module shall be fully MUTCD compliant and shall consist of double overlay message combining full LED symbols of an Upraised Hand and a Walking Person. "Egg Crate" type sun shields are not permitted. Numerals shall measure 9 inches (229mm) in height and easily identified from a distance of 120 feet (36.6m).

Add the following to Article 881.04 of the Standard Specifications:

Basis of Payment.

The price shall include furnishing the equipment described above, all mounting hardware and installing them in satisfactory operating condition.

DETECTOR LOOP.

Revise Section 886 of the Standard Specifications to read:

Description.

This work shall consist of furnishing and installing a detector loop in the pavement.

Procedure.

A minimum of seven (7) working days prior to the Contractor cutting loops, the Contractor shall have the proposed loop locations marked and contact the Area Traffic Signal Maintenance and Operations Engineer (847) 705-4424 to inspect and approve the layout. When preformed detector loops are installed, the Contractor shall have them inspected and approved prior to the pouring of the Portland cement concrete surface, using the same notification process as above.

Installation.

Loop detectors shall be installed according to the requirements of the "District One Standard Traffic Signal Design Details." Saw-cuts (homeruns on preformed detector loops) from the loop to the edge of pavement shall be made perpendicular to the edge of pavement when possible in order to minimize the length of the saw-cut (homerun on preformed detector loops) unless directed otherwise by the Engineer or as shown on the plan.

The detector loop cable insulation shall be labeled with the cable specifications.

Each loop detector lead-in wire shall be labeled in the handhole using a Panduit PLFIM water proof tag, or an approved equal, secured to each wire with nylon ties.

Resistance to ground shall be a minimum of 100 mega-ohms under any conditions of weather or moisture. Inductance shall be more than 50 and less than 700 microhenries. Quality readings shall be more than 5.

- (a) Type I. All loops installed in new asphalt pavement shall be installed in the binder course and not in the surface course. The edge of pavement, curb and handhole shall be cut with a 1/4 inch (6.3 mm) deep x 4 inches (100 mm) saw cut to mark location of each loop lead-in.
- (b) Loop sealant shall be a two-component thixotropic chemically cured polyurethane either Chemque Q-Seal 295, Percol Elastic Cement AC Grade or an approved equal. The sealant shall be installed 1/8 inch (3 mm) below the pavement surface, if installed above the surface the overlap shall be removed immediately.
- (c) Detector loop measurements shall include the saw cut and the length of the loop lead-in to the edge of pavement. The lead-in wire, including all necessary connections for proper operations, from the edge of pavement to the handhole, shall be included in the price of the detector loop. Unit duct, trench and backfill, and drilling of pavement or handholes shall be included in detector loop quantities.
- (d) Preformed. This work shall consist of furnishing and installing a rubberized or crosslinked polyethylene heat resistant preformed traffic signal loop in accordance with the Standard Specifications, except for the following:
 - (e) Preformed detector loops shall be installed in new pavement constructed of Portland cement concrete using mounting chairs or tied to re-bar or the preformed detector loops may be placed in the sub-base. Loop lead-ins shall be extended to a temporary protective enclosure near the proposed handhole location. The protective enclosure shall provide sufficient protection from other construction activities and may be buried for additional protection.
- (f) Handholes shall be placed next to the shoulder or back of curb when preformed detector loops enter the handhole. Non-metallic coilable duct, included in this pay item, shall be used to protect the preformed lead-ins from back of curb to the handhole.

- (g) Preformed detector loops shall be factory assembled with ends capped and sealed against moisture and other contaminants. Homeruns and interconnects shall be pre-wired and shall be an integral part of the loop assembly. The loop configurations and homerun lengths shall be assembled for the specific application. The loop and homerun shall be constructed using 11/16 inch (17.2 mm) outside diameter (minimum), 3/8 inch (9.5 mm) inside diameter (minimum) Class A oil resistant synthetic cord reinforced hydraulic hose with 250 psi (1,720 kPa) internal pressure rating or a similarly sized XLPE cable jacket. Hose for the loop and homerun assembly shall be one continuous piece. No joints or splices shall be allowed in the hose except where necessary to connect homeruns or interconnects to the loops. This will provide maximum wire protection and loop system strength. Hose tee connections shall be heavy duty high temperature synthetic rubber. The tee shall be of proper size to attach directly to the hose, minimizing glue joints. The tee shall have the same flexible properties as the hose to insure that the whole assembly can conform to pavement movement and shifting without cracking or breaking. For XLPE jacketed preformed loops, all splice connections shall be soldered, sealed, and tested before being sealed in a high impact glass impregnated plastic splice enclosure. The wire used shall be #16 THWN stranded copper. The number of turns in the loop shall be application specific. Homerun wire pairs shall be twisted a minimum of four turns per foot. No wire splices will be allowed in the preformed loop assembly. The loop and homeruns shall be filled and sealed with a flexible sealant to insure complete moisture blockage and further protect the wire. The preformed loops shall be constructed to allow a minimum of 6.5 feet of extra cable in the handhole.

Method of Measurement.

This work will be measured for payment in feet (meters) in place. Type I detector loop will be measured along the sawed slot in the pavement containing the loop and lead-in, rather than the actual length of the wire. Preformed detector loops will be measured along the detector loop and lead-in embedded in the pavement, rather than the actual length of the wire.

Basis of Payment.

This work shall be paid for at the contract unit price per foot (meter) for DETECTOR LOOP, TYPE I or PREFORMED DETECTOR LOOP as specified in the plans, which price shall be payment in full for furnishing and installing the detector loop and all related connections for proper operation.

EMERGENCY VEHICLE PRIORITY SYSTEM.

Revise Section 887 of the Standard Specifications to read:

It shall be the Contractor's responsibility to contact the municipality or fire district to verify the brand of emergency vehicle pre-emption equipment to be installed prior to the contract bidding. The equipment must be completely compatible with all components of the equipment currently in use by the Agency.

All new installations shall be equipped with Confirmation Beacons as shown on the "District One Standard Traffic Signal Design Details." The Confirmation Beacon shall consist of a 6 watt Par 38 LED flood lamp with a 30 degree light spread, maximum 6 watt energy consumption at 120V, and a 2,000 hour warranty for each direction of pre-emption. The lamp shall have an adjustable mount with a weatherproof enclosure for cable splicing. All hardware shall be cast aluminum or stainless steel. Holes drilled into signal poles, mast arms, or posts shall require rubber grommets. In order to maintain uniformity between communities, the confirmation beacons shall indicate when the control equipment receives the pre-emption signal. The pre-emption movement shall be signaled by a flashing indication at the rate specified by Section 4L.01 of the "Manual on Uniform Traffic Control Devices," and other applicable sections of future editions. The stopped pre-empted movements shall be signaled by a continuous indication.

All light operated systems shall include security and transit preemption software and operate at a uniform rate of 14.035 Hz \pm 0.002, or as otherwise required by the Engineer, and provide compatible operation with other light systems currently being operated in the District.

This item shall include any required modifications to an existing traffic signal controller as a result of the addition of the EMERGENCY VEHICLE PRIORITY SYSTEM.

Basis of Payment.

The work shall be paid for at the contract unit price each for furnishing and installing LIGHT DETECTOR and LIGHT DETECTOR AMPLIFIER. Furnishing and installing the confirmation beacon shall be included in the cost of the Light Detector. Any required modifications to the traffic signal controller shall be included in the cost of the LIGHT DETECTOR AMPLIFIER. The preemption detector amplifier shall be paid for on a basis of (1) one each per intersection controller and shall provide operation for all movements required in the pre-emption phase sequence.

TEMPORARY TRAFFIC SIGNAL INSTALLATION.

Revise Section 890 of the Standard Specifications to read:

Description.

This work shall consist of furnishing, installing, maintaining, and removing a temporary traffic signal installation as shown on the plans, including but not limited to temporary signal heads, emergency vehicle priority systems, interconnect, vehicle detectors, uninterruptible power supply, and signing. Temporary traffic signal controllers and cabinets interconnected to railroad traffic control devices shall be new. When temporary traffic signals will be operating within a county or local agency Traffic Management System, the equipment must be NTCIP compliant and compatible with the current operating requirements of the Traffic Management System.

General.

Only an approved equipment vendor will be allowed to assemble the temporary traffic signal cabinet. Also, an approved equipment vendor shall assemble and test a temporary railroad traffic signal cabinet. (Refer to the "Inspection of Controller and Cabinet" specification). A representative of the approved control equipment vendor shall be present at the temporary traffic signal turn-on inspection.

Construction Requirements.

(a) Controllers.

1. Only controllers supplied by one of the District approved closed loop equipment manufacturers will be approved for use at temporary signal locations. All controllers used for temporary traffic signals shall be fully actuated NEMA microprocessor based with RS232 data entry ports compatible with existing monitoring software approved by IDOT District 1, installed in NEMA TS2 cabinets with 8 phase back panels, capable of supplying 255 seconds of cycle length and individual phase length settings up to 99 seconds. On projects with one lane open and two way traffic flow, such as bridge deck repairs, the temporary signal controller shall be capable of providing an adjustable all red clearance setting of up to 30 seconds in length. All controllers used for temporary traffic signals shall meet or exceed the requirements of Section 857 of the Standard Specifications with regards to internal time base coordination and preemption. All railroad interconnected temporary controllers and cabinets shall be new and shall satisfy the requirements of Article 857.02 of the Standard Specifications as modified herein.
2. Only control equipment, including controller cabinet and peripheral equipment, supplied by one of the District approved closed loop equipment manufacturers will be approved for use at temporary traffic signal locations. All control equipment for the temporary traffic signal(s) shall be furnished by the Contractor unless otherwise stated in the plans. On projects with multiple temporary traffic signal installations, all controllers shall be the same manufacturer brand and model number with current software installed.

- (b) Cabinets. All temporary traffic signal cabinets shall have a closed bottom made of aluminum alloy. The bottom shall be sealed along the entire perimeter of the cabinet base to ensure a water, dust and insect-proof seal. The bottom shall provide a minimum of two (2) 4 inch (100 mm) diameter holes to run the electric cables through. The 4 inch (100 mm) diameter holes shall have a bushing installed to protect the electric cables and shall be sealed after the electric cables are installed.
- (c) Grounding. Grounding shall be provided for the temporary traffic signal cabinet meeting or exceeding the applicable portions of the National Electrical Code, Section 806 of the Standard Specifications and shall meet the requirements of the District 1 Traffic Signal Specifications for "Grounding of Traffic Signal Systems."
- (d) Traffic Signal Heads. All traffic signal sections and pedestrian signal sections shall be 12 inches (300 mm). Traffic signal sections shall be LED with expandable view, unless otherwise approved by the Engineer. Pedestrian signal heads shall be Light Emitting Diode (LED) Pedestrian Countdown Signal Heads except when a temporary traffic signal is installed at an intersection interconnected with a railroad grade crossing. When a temporary traffic signal is installed at an intersection interconnected with a railroad grade crossing, Light Emitting Diode (LED) Pedestrian Signal Heads shall be furnished. The temporary traffic signal heads shall be placed as indicated on the temporary traffic signal plan or as directed by the Engineer. The Contractor shall furnish enough extra cable length to relocate heads to any position on the span wire or at locations illustrated on the plans for construction staging. The temporary traffic signal shall remain in operation during all signal head relocations. Each temporary traffic signal head shall have its own cable from the controller cabinet to the signal head.
- (e) Interconnect.
 - 1. Temporary traffic signal interconnect shall be provided using fiber optic cable or wireless interconnect technology as specified in the plans. The Contractor may request, in writing, to substitute the fiber optic temporary interconnect indicated in the contract documents with a wireless interconnect. The Contractor must provide assurances that the radio device will operate properly at all times and during all construction staging. If approved for use by the Engineer, the Contractor shall submit marked-up traffic signal plans indicating locations of radios and antennas and installation details. If wireless interconnect is used, and in the opinion of the engineer, it is not viable, or if it fails during testing or operations, the Contractor shall be responsible for installing all necessary poles, fiber optic cable, and other infrastructure for providing temporary fiber optic interconnect at no cost to the contract.

2. The existing system interconnect and phone lines are to be maintained as part of the Temporary Traffic Signal Installation specified for on the plan. The interconnect shall be installed into the temporary controller cabinet as per the notes or details on the plans. All labor and equipment required to install and maintain the existing interconnect as part of the Temporary Traffic Signal Installation shall be included in the item Temporary Traffic Signal Installation. When shown in the plans, temporary traffic signal interconnect equipment shall be furnished and installed. The temporary traffic signal interconnect shall maintain interconnect communications throughout the entire signal system for the duration of the project.
3. Temporary wireless interconnect, complete. The radio interconnect system shall be compatible with Eagle or Econolite controller closed loop systems. This item shall include all temporary wireless interconnect components, complete, at the adjacent existing traffic signal(s) to provide a completely operational closed loop system. This item shall include all materials, labor and testing to provide the completely operational closed loop system as shown on the plans. The radio interconnect system shall include the following components:
 - a. Rack or Shelf Mounted RS-232 Frequency Hopping Spread Spectrum (FHSS) Radio
 - b. Software for Radio Configuration (Configure Frequency and Hopping Patterns)
 - c. Antennas (Omni Directional or Yagi Directional)
 - d. Antenna Cables, LMR400, Low Loss. Max. 100-ft from controller cabinet to antenna
 - e. Brackets, Mounting Hardware, and Accessories Required for Installation
 - f. RS232 Data Cable for Connection from the radio to the local or master controller
 - g. All other components required for a fully functional radio interconnect system

All controller cabinet modifications and other modifications to existing equipment that are required for the installation of the radio interconnect system components shall be included in this item.

The radio interconnect system may operate at 900Mhz (902-928) or 2.4 Ghz depending on the results of a site survey. The telemetry shall have an acceptable rate of transmission errors, time outs, etc. comparable to that of a hardwire system.

The proposed master controller and telemetry module shall be configured for use with the radio interconnect at a minimum rate of 9600 baud.

The radio interconnect system shall include all other components required for a complete and fully functional telemetry system and shall be installed in accordance to the manufacturers recommendations.

The following radio equipment is currently approved for use in Region One/District One: Encom Model 5100 and Intuicom Communicator II.

- (f) Emergency Vehicle Pre-Emption. All emergency vehicle preemption equipment (light detectors, light detector amplifiers, confirmation beacons, etc.) as shown on the temporary traffic signal plans shall be provided by the Contractor. It shall be the Contractor's responsibility to contact the municipality or fire district to verify the brand of emergency vehicle preemption equipment to be installed prior to the contract bidding. The equipment must be completely compatible with all components of the equipment currently in use by the Agency. All light operated systems shall operate at a uniform rate of 14.035 hz \pm 0.002, or as otherwise required by the Engineer, and provide compatible operation with other light systems currently being operated in the District. All labor and material required to install and maintain the Emergency Vehicle Preemption installation shall be included in the item Temporary Traffic Signal Installation.
- (g) Vehicle Detection. All temporary traffic signal installations shall have vehicular detection installed as shown on the plans or as directed by the Engineer. Pedestrian push buttons shall be provided for all pedestrian signal heads/phases as shown on the plans or as directed by the Engineer. All approaches shall have vehicular detection provided by vehicle detection system as shown on the plans or as directed by the Engineer. Microwave vehicle sensors or video vehicle detection system shall be approved by IDOT prior to Contractor furnishing and installing. The Contractor shall install, wire, and adjust the alignment of the microwave vehicle sensor or video vehicle detection system in accordance to the manufacturer's recommendations and requirements. The Contractor shall be responsible for adjusting the alignment of the microwave vehicle sensor or video vehicle detection system for all construction staging changes and for maintaining proper alignment throughout the project. A representative of the approved control equipment vendor shall be present and assist the contractor in setting up and maintaining the microwave vehicle sensor or video vehicle detection system. An in-cabinet video monitor shall be provided with all video vehicle detection systems and shall be included in the item Temporary Traffic Signal Installation.
- (h) Uninterruptible Power Supply. All temporary traffic signal installations shall have Uninterruptible Power Supply (UPS). The UPS cabinet shall be mounted to the temporary traffic signal cabinet and meet the requirements of Uninterruptible Power Supply in Divisions 800 and 1000 of these specifications.
- (i) Signs. All existing street name and intersection regulatory signs shall be removed from existing poles and relocated to the temporary signal span wire. If new mast arm assembly and pole(s) and posts are specified for the permanent signals, the signs shall be relocated to the new equipment at no extra cost. Any intersection regulatory signs that are required for the temporary traffic signal shall be provided as shown on the plans or as directed by the Engineer. Relocation, removing, bagging and installing the regulatory signs for the various construction stages shall be provided as shown on the plans or as directed by the Engineer.

- (j) Energy Charges. The electrical utility energy charges for the operation of the temporary traffic signal installation shall be paid for by others if the installation replaces an existing signal. Otherwise charges shall be paid for under 109.05 of the Standard Specifications.
- (k) Maintenance. Maintenance shall meet the requirements of the Standard Specifications and MAINTENANCE OF EXISTING TRAFFIC SIGNAL INSTALLATION in Division 800 of these specifications. Maintenance of temporary signals and of the existing signals shall be included in the cost of the TEMPORARY TRAFFIC SIGNAL INSTALLATION pay item. When temporary traffic signals are to be installed at locations where existing signals are presently operating, the Contractor shall be fully responsible for the maintenance of the existing signal installation as soon as he begins any physical work on the Contract or any portion thereof. In addition, a minimum of seven (7) days prior to assuming maintenance of the existing traffic signal installation(s) under this Contract, the Contractor shall request that the Resident Engineer contact the Bureau of Traffic Operations (847) 705-4424 for an inspection of the installation(s).
- (l) Temporary Traffic Signals for Bridge Projects. Temporary Traffic Signals for bridge projects shall follow the State Standards, Standard Specifications, District One Traffic Signal Specifications and any plans for Bridge Temporary Traffic Signals included in the plans. The installation shall meet the Standard Specifications and all other requirements in this TEMPORARY TRAFFIC SIGNAL INSTALLATION specification. In addition all electric cable shall be aerially suspended, at a minimum height of 18 feet (5.5m) on temporary wood poles (Class 5 or better) of 45 feet (13.7 m) minimum height. The signal heads shall be span wire mounted or bracket mounted to the wood pole or as directed by the Engineer. The Controller cabinet shall be mounted to the wood pole as shown in the plans, or as directed by the Engineer. Microwave vehicle sensors or video vehicle detection system may be used in place of detector loops as approved by the Engineer.
- (m) Temporary Portable Traffic Signal for Bridge Projects.
1. Unless otherwise directed by the Engineer, temporary portable traffic signals shall be restricted to use on roadways of less than 8000 ADT that have limited access to electric utility service, shall not be installed on projects where the estimated need exceeds ten (10) weeks, and shall not be in operation during the period of November through March. The Contractor shall replace the temporary portable traffic signals with temporary span wire traffic signals noted herein at no cost to the contract if the bridge project or Engineer requires temporary traffic signals to remain in operation into any part of period of November through March. If, in the opinion of the engineer, the reliability and safety of the temporary portable traffic signal is not similar to that of a temporary span wire traffic signal installation, the Contractor shall replace the temporary portable traffic signals with temporary span wire traffic signals noted herein at no cost to the contract.

2. The controller and LED signal displays shall meet the Standard Specifications and all other requirements in this TEMPORARY TRAFFIC SIGNAL INSTALLATION specification.
3. Work shall be according to Article 701.18(b) of the Standard Specifications except as noted herein.
4. General.
 - a. The temporary portable bridge traffic signals shall be trailer-mounted units. The trailer-mounted units shall be set up securely and level. Each unit shall be self-contained and consist of two signal heads. The left signal head shall be mounted on a mast arm capable of extending over the travel lane. Each unit shall contain a solar cell system to facilitate battery charging. There shall be a minimum of 12 days backup reserve battery supply and the units shall be capable of operating with a 120 V power supply from a generator or electrical service.
 - b. All signal heads located over the travel lane shall be mounted at a minimum height of 17 feet (5m) from the bottom of the signal back plate to the top of the road surface. All far right signal heads located outside the travel lane shall be mounted at a minimum height of 8 feet (2.5m) from the bottom of the signal back plate to the top of the adjacent travel lane surface.
 - c. The long all red intervals for the traffic signal controller shall be adjustable up to 250 seconds in one-second increments.
 - d. As an alternative to detector loops, temporary portable bridge traffic signals may be equipped with microwave sensors or other approved methods of vehicle detection and traffic actuation.
 - e. All portable traffic signal units shall be interconnected using hardwire communication cable. Radio communication equipment may be used only with the approval of the Engineer. If radio communication is used, a site analysis shall be completed to ensure that there is no interference present that would affect the traffic signal operation. The radio equipment shall meet all applicable FCC requirements.

- f. The temporary portable bridge traffic signal system shall meet the physical display and operational requirements of conventional traffic signals as specified in Part IV and other applicable portions of the currently adopted version of the Manual on Uniform Traffic Control Devices (MUTCD) and the Illinois MUTCD. The signal system shall be designed to continuously operate over an ambient temperature range between -30 °F (-34 °C) and 120 °F (48 °C). When not being utilized to inform and direct traffic, portable signals shall be treated as nonoperating equipment according to Article 701.11.

- g. Basis of Payment. This work will be paid for according to Article 701.20(c).

Basis of Payment.

This work shall be paid for at the contract unit price each for TEMPORARY TRAFFIC SIGNAL INSTALLATION, TEMPORARY BRIDGE TRAFFIC SIGNAL INSTALLATION, or TEMPORARY PORTABLE BRIDGE TRAFFIC SIGNAL INSTALLATION, the price of which shall include all costs for the modifications required for traffic staging, changes in signal phasing as required in the Contract plans, microwave vehicle sensors, video vehicle detection system, any maintenance or adjustment to the microwave vehicle sensors/video vehicle detection system, the temporary wireless interconnect system complete, temporary fiber optic interconnect system complete, all material required, the installation and complete removal of the temporary traffic signal. Each intersection will be paid for separately.

REMOVE EXISTING TRAFFIC SIGNAL EQUIPMENT.

Add the following to Article 895.05 of the Standard Specifications:

The traffic signal equipment which is to be removed and is to become the property of the Contractor shall be disposed of outside the right-of-way at the Contractor's expense.

All equipment to be returned to the State shall be delivered by the Contractor to the State's Traffic Signal Maintenance Contractor's main facility. The Contractor shall contact the State's Electrical Maintenance Contractor to schedule an appointment to deliver the equipment. No equipment will be accepted without a prior appointment. All equipment shall be delivered within 30 days of removing it from the traffic signal installation. The Contractor shall provide 5 copies of a list of equipment that is to remain the property of the State, including model and serial numbers, where applicable. The Contractor shall also provide a copy of the Contract plan or special provision showing the quantities and type of equipment. Controllers and peripheral equipment from the same location shall be boxed together (equipment from different locations may not be mixed) and all boxes and controller cabinets shall be clearly marked or labeled with the location from which they were removed. If equipment is not returned with these requirements, it will be rejected by the State's Electrical Maintenance Contractor. The Contractor shall be responsible for the condition of the traffic signal equipment from the time Contractor takes maintenance of the signal installation until the acceptance of a receipt drawn by the State's Electrical Maintenance Contractor indicating the items have been returned in good condition.

The Contractor shall safely store and arrange for pick up or delivery of all equipment to be returned to agencies other than the State. The Contractor shall package the equipment and provide all necessary documentation as stated above.

Traffic signal equipment which is lost or not returned to the Department for any reason shall be replaced with new equipment meeting the requirements of these Specifications at no cost to the contract.

TRAFFIC SIGNAL PAINTING.

Description.

This work shall include surface preparation, powder type painted finish application and packaging of new galvanized steel traffic signal mast arm poles and posts assemblies. All work associated with applying the painted finish shall be performed at the manufacturing facility for the pole assembly or post or at a painting facility approved by the Engineer. Traffic signal mast arm shrouds and post bases shall also be painted the same color as the pole assemblies and posts.

Surface Preparation.

All weld flux and other contaminates shall be mechanically removed. The traffic mast arms and post assemblies shall be degreased, cleaned, and air dried to assure all moisture is removed.

Painted Finish.

All galvanized exterior surfaces shall be coated with a urethane or triglycidyl isocyanurate (TGIC) polyester powder to a dry film thickness of 2.0 mils. Prior to application, the surface shall be mechanically etched by brush blasting (Ref. SSPC-SP7) and the zinc coated substrate preheated to 450 °F for a minimum one (1) hour. The coating shall be electrostatically applied and cured by elevating the zinc-coated substrate temperature to a minimum of 400 °F.

The finish paint color shall be one of the manufacturer's standard colors and shall be as selected by the local agency responsible for paint costs. The Contractor shall confirm, in writing, the color selection with the local responsible agency and provide a copy of the approval to the Engineer and a copy of the approval shall be included in the material catalog submittal.

Painting of traffic signal heads, pedestrian signal heads and controller cabinets is not included in this pay item.

Any damage to the finish after leaving the manufacturer's facility shall be repaired to the satisfaction of the Engineer using a method recommended by the manufacturer and approved by the Engineer. If while at the manufacturer's facility the finish is damaged, the finish shall be re-applied at no cost to the contract.

Warranty.

The Contractor shall furnish in writing to the Engineer, the paint manufacturer's standard warranty and certification that the paint system has been properly applied.

Packaging.

Prior to shipping, the poles and posts shall be wrapped in ultraviolet-inhibiting plastic foam or rubberized foam.

Basis of Payment.

This work shall be paid for at the contract unit price each for PAINT NEW MAST ARM AND POLE, UNDER 40 FEET (12.19 METER), PAINT NEW MAST ARM AND POLE, 40 FEET (12.19 METER) AND OVER, PAINT NEW COMBINATION MAST ARM AND POLE, UNDER 40 FEET (12.19 METER), PAINT NEW COMBINATION MAST ARM AND POLE, 40 FEET (12.19 METER) AND OVER, or PAINT NEW TRAFFIC SIGNAL POST of the length specified, which shall be payment in full for painting and packaging the traffic signal mast arm poles and posts described above including all shrouds, bases and appurtenances.

ILLUMINATED STREET NAME SIGN

Description.

This work shall consist of furnishing and installing a LED internally illuminated street name sign.

Materials.

Materials shall be in accordance with ILLUMINATED STREET NAME SIGN in Division 1000 of these specifications.

Installation.

The sign can be mounted on most steel mast arm poles. Mounting on aluminum mast arm pole requires supporting structural calculations. Some older or special designed steel mast arm poles may require structural evaluation to assure that construction of the mast arm pole is adequate for the proposed additional loading. Structural calculations and other supporting documentation as determined by the Engineer shall be provided by the contractor for review by the Department.

The sign shall be located on a steel traffic signal mast arm no further than 8-feet from the center of the pole to the center of the sign at a height of between 16 to 18-feet above traveled pavement. Mounting hardware shall be Pelco model SE-5015, or approved equal, utilizing stainless steel components.

Signs shall be installed such that they are not energized when traffic signals are powered by an alternate energy source such as a generator or uninterruptible power supply (UPS). The signs shall be connected to the generator or UPS bypass circuitry.

Basis of Payment.

This work will be paid for at the contract unit price each for ILLUMINATED STREET NAME SIGN, of the length specified which shall be payment in full for furnishing and installing the LED internally illuminated street sign, complete with circuitry and mounting hardware including photo cell, circuit breaker, fusing, relay, connections and cabling as shown on the plans for proper operation and installation.

RE-OPTIMIZE TRAFFIC SIGNAL SYSTEM.

Description.

This work shall consist of re-optimizing a closed loop traffic signal system according to the following Levels of work.

LEVEL I applies when improvements are made to an existing signalized intersection within an existing closed loop traffic signal system. The purpose of this work is to integrate the improvements to the subject intersection into the signal system while minimizing the impacts to the existing system operation. This type of work would be commonly associated with the addition of signal phases, pedestrian phases, or improvements that do not affect the capacity at an intersection.

LEVEL II applies when improvements are made to an existing signalized intersection within an existing closed loop traffic signal system and detailed analysis of the intersection operation is desired by the engineer, or when a new signalized or existing signalized intersection is being added to an existing system, but optimization of the entire system is not required. The purpose of this work is to optimize the subject intersection, while integrating it into the existing signal system with limited impact to the system operations. This item also includes an evaluation of the overall system operation, including the traffic responsive program.

For the purposes of re-optimization work, an intersection shall include all traffic movements operated by the subject controller and cabinet.

After the signal improvements are completed, the signal shall be re-optimized as specified by an approved Consultant who has previous experience in optimizing Closed Loop Traffic Signal Systems for District One of the Illinois Department of Transportation. The Contractor shall contact the Traffic Signal Engineer at (847) 705-4424 for a listing of approved Consultants. Traffic signal system optimization work, including fine-tuning adjustments of the optimized system, shall follow the requirements stated in the most recent IDOT District 1 SCAT Guidelines, except as note herein.

A listing of existing signal equipment, interconnect information, phasing data, and timing patterns may be obtained from the Department, if available and as appropriate. The existing SCAT Report is available for review at the District One office and if the Consultant provides blank computer disks, copies of computer simulation files for the existing optimized system and a timing database that includes intersection displays will be made for the Consultant. The Consultant shall confer with the Traffic Signal Engineer prior to optimizing the system to determine if any extraordinary conditions exist that would affect traffic flows in the vicinity of the system, in which case, the Consultant may be instructed to wait until the conditions return to normal or to follow specific instructions regarding the optimization.

(a) LEVEL I Re-Optimization

1. The following tasks are associated with LEVEL I Re-Optimization.
 - a. Appropriate signal timings shall be developed for the subject intersection and existing timings shall be utilized for the rest of the intersections in the system.
 - b. Proposed signal timing plan for the new or modified intersection(s) shall be forwarded to IDOT for review prior to implementation.
 - c. Consultant shall conduct on-site implementation of the timings at the turn-on and make fine-tuning adjustments to the timings of the subject intersection in the field to alleviate observed adverse operating conditions and to enhance operations.
2. The following deliverables shall be provided for LEVEL I Re-Optimization.
 - a. Consultant shall furnish to IDOT a cover letter describing the extent of the re-optimization work performed.
 - b. Consultant shall furnish an updated intersection graphic display for the subject intersection to IDOT and to IDOT's Traffic Signal Maintenance Contractor.

(b) LEVEL II Re-Optimization

1. In addition to the requirements described in the LEVEL I Re-Optimization above, the following tasks are associated with LEVEL II Re-Optimization.
 - a. Traffic counts shall be taken at the subject intersection after the traffic signals are approved for operation by the Area Traffic Signal Operations Engineer. Manual turning movement counts shall be conducted from 6:30 a.m. to 9:30 a.m., 11:00 a.m. to 1:00 p.m., and 3:30 p.m. to 6:30 p.m. on a typical weekday from midday Monday to midday Friday. The turning movement counts shall identify cars, and single-unit, multi-unit heavy vehicles, and transit buses.
 - b. As necessary, the intersections shall be re-addressed and all system detectors reassigned in the master controller according to the current standard of District One.
 - c. Traffic responsive program operation shall be evaluated to verify proper pattern selection and lack of oscillation and a report of the operation shall be provided to IDOT.
2. The following deliverables shall be provided for LEVEL II Re-Optimization.
 - a. Consultant shall furnish to IDOT one (1) copy of a technical memorandum for the optimized system. The technical memorandum shall include the following elements:
 - (1) Brief description of the project
 - (2) Printed copies of the analysis output from Synchro (or other appropriate, approved optimization software file)
 - (3) Printed copies of the traffic counts conducted at the subject intersection
 - b. Consultant shall furnish to IDOT two (2) CDs for the optimized system. The CDs shall include the following elements:
 - (1) Electronic copy of the technical memorandum in PDF format
 - (2) Revised Synchro files (or other appropriate, approved optimization software file) including the new signal and the rest of the signals in the closed loop system
 - (3) Traffic counts conducted at the subject intersection
 - (4) New or updated intersection graphic display file for the subject intersection

- (5) The CD shall be labeled with the IDOT system number and master location, as well as the submittal date and the consultant logo. The CD case shall include a clearly readable label displaying the same information securely affixed to the side and front.

Basis of Payment.

This work shall be paid for at the contract unit price each for RE-OPTIMIZE TRAFFIC SIGNAL SYSTEM – LEVEL I or RE-OPTIMIZE TRAFFIC SIGNAL SYSTEM – LEVEL II, which price shall be payment in full for performing all work described herein per intersection. Following completion of the timings and submittal of specified deliverables, 100 percent of the bid price will be paid. Each intersection will be paid for separately.

OPTIMIZE TRAFFIC SIGNAL SYSTEM.

Description.

This work shall consist of optimizing a closed loop traffic signal system.

OPTIMIZE TRAFFIC SIGNAL SYSTEM applies when a new or existing closed loop traffic signal system is to be optimized and a formal Signal Coordination and Timing (SCAT) Report is to be prepared. The purpose of this work is to improve system performance by optimizing traffic signal timings, developing a time of day program and a traffic responsive program.

After the signal improvements are completed, the signal system shall be optimized as specified by an approved Consultant who has previous experience in optimizing Closed Loop Traffic Signal Systems for District One of the Illinois Department of Transportation. The Contractor shall contact the Traffic Signal Engineer at (847) 705-4424 for a listing of approved Consultants. Traffic signal system optimization work, including fine-tuning adjustments of the optimized system, shall follow the requirements stated in the most recent IDOT District 1 SCAT Guidelines, except as note herein.

A listing of existing signal equipment, interconnect information, phasing data, and timing patterns may be obtained from the Department, if available and as appropriate. The existing SCAT Report is available for review at the District One office and if the Consultant provides blank computer disks, copies of computer simulation files for the existing optimized system and a timing database that includes intersection displays will be made for the Consultant. The Consultant shall confer with the Traffic Signal Engineer prior to optimizing the system to determine if any extraordinary conditions exist that would affect traffic flows in the vicinity of the system, in which case, the Consultant may be instructed to wait until the conditions return to normal or to follow specific instructions regarding the optimization.

- (a) The following tasks are associated with OPTIMIZE TRAFFIC SIGNAL SYSTEM.
 1. Appropriate signal timings and offsets shall be developed for each intersection and appropriate cycle lengths shall be developed for the closed loop signal system.

2. Traffic counts shall be taken at all intersections after the permanent traffic signals are approved for operation by the Area Traffic Signal Operations Engineer. Manual turning movement counts shall be conducted from 6:30 a.m. to 9:30 a.m., 11:00 a.m. to 1:00 p.m., and 3:30 p.m. to 6:30 p.m. on a typical weekday from midday Monday to midday Friday. The turning movement counts shall identify cars, and single-unit and multi-unit heavy vehicles.
 3. As necessary, the intersections shall be re-addressed and all system detectors reassigned in the master controller according to the current standard of District One.
 4. A traffic responsive program shall be developed, which considers both volume and occupancy. A time-of-day program shall be developed for used as a back-up system.
 5. Proposed signal timing plan for the new or modified intersection shall be forwarded to IDOT for review prior to implementation.
 6. Consultant shall conduct on-site implementation of the timings and make fine-tuning adjustments to the timings in the field to alleviate observed adverse operating conditions and to enhance operations.
 7. Speed and delay studies shall be conducted during each of the count periods along the system corridor in the field before and after implementation of the proposed timing plans for comparative evaluations. These studies should utilize specialized electronic timing and measuring devices.
- (b) The following deliverables shall be provided for OPTIMIZE TRAFFIC SIGNAL SYSTEM.
1. Consultant shall furnish to IDOT one (1) copy of a SCAT Report for the optimized system. The SCAT Report shall include the following elements:

<p>Cover Page in color showing a System Map</p> <p>Figures</p> <ol style="list-style-type: none"> 1. System overview map – showing system number, system schematic map with numbered system detectors, oversaturated movements, master location, system phone number, cycle lengths, and date of completion. 2. General location map in color – showing signal system location in the metropolitan area. 3. Detail system location map in color – showing cross street names and local controller addresses. 4. Controller sequence – showing controller phase sequence diagrams.
<p>Table of Contents</p> <p>Tab 1: Final Report</p> <ol style="list-style-type: none"> 1. Project Overview 2. System and Location Description (Project specific) 3. Methodology 4. Data Collection 5. Data Analysis and Timing Plan Development 6. Implementation <ol style="list-style-type: none"> a. Traffic Responsive Programming (Table of TRP vs. TOD Operation) 7. Evaluation <ol style="list-style-type: none"> a. Speed and Delay runs
<p>Tab 2. Turning Movement Counts</p> <ol style="list-style-type: none"> 1. Turning Movement Counts (Showing turning movement counts in the intersection diagram for each period, including truck percentage)
<p>Tab 3. Synchro Analysis</p> <ol style="list-style-type: none"> 1. AM: Time-Space diagram in color, followed by intersection Synchro report (Timing report) summarizing the implemented timings. 2. Midday: same as AM 3. PM: same as AM
<p>Tab 4: Speed, Delay Studies</p> <ol style="list-style-type: none"> 1. Summary of before and after runs results in two (2) tables showing travel time and delay time. 2. Plot of the before and after runs diagram for each direction and time period.
<p>Tab 5: Environmental Report</p> <ol style="list-style-type: none"> 1. Environmental impact report including gas consumption, NO₂, HCCO, improvements.
<p>Tab 6: Electronic Files</p> <ol style="list-style-type: none"> 1. Two (2) CDs for the optimized system. The CDs shall include the following elements: <ol style="list-style-type: none"> a. Electronic copy of the SCAT Report in PDF format b. Copies of the Synchro files for the optimized system c. Traffic counts for the optimized system d. New or updated intersection graphic display files for each of the system intersections and the system graphic display file including system detector locations and addresses.

Basis of Payment.

The work shall be paid for at the contract unit each for OPTIMIZE TRAFFIC SIGNAL SYSTEM, which price shall be payment in full for performing all work described herein for the entire traffic signal system. Following the completion of traffic counts, 25 percent of the bid price will be paid. Following the completion of the Synchro analysis, 25 percent of the bid price will be paid. Following the setup and fine tuning of the timings, the speed-delay study, and the TRP programming, 25 percent of the bid price will be paid. The remaining 25 percent will be paid when the system is working to the satisfaction of the engineer and the report and CD have been submitted.

TEMPORARY TRAFFIC SIGNAL TIMINGS

Description.

This work shall consist of developing and maintaining appropriate traffic signal timings for the specified intersection for the duration of the temporary signalized condition, as well as impact to existing traffic signal timings caused by detours or other temporary conditions.

All timings and adjustments necessary for this work shall be performed by an approved Consultant who has previous experience in optimizing Closed Loop Traffic signal Systems for District One of the Illinois Department of Transportation. The Contractor shall contact the Traffic Signal Engineer at (847) 705-4424 for a listing of approved Consultants.

The following tasks are associated with TEMPORARY TRAFFIC SIGNAL TIMINGS.

- (a) Consultant shall attend temporary traffic signal inspection (turn-on) and/or detour meeting and conduct on-site implementation of the traffic signal timings. Make fine-tuning adjustments to the timings in the field to alleviate observed adverse operating conditions and to enhance operations.
- (b) Consultant shall provide monthly observation of traffic signal operations in the field.
- (c) Consultant shall provide on-site consultation and adjust timings as necessary for construction stage changes, temporary traffic signal phase changes, and any other conditions affecting timing and phasing, including lane closures, detours, and other construction activities.
- (d) Consultant shall make timing adjustments and prepare comment responses as directed by the Area Traffic Signal Operations Engineer.

Basis of Payment.

The work shall be paid for at the contract unit price each for TEMPORARY TRAFFIC SIGNAL TIMINGS, which price shall be payment in full for performing all work described herein per intersection. When the temporary traffic signal installation is turned on and/or detour implemented, 50 percent of the bid price will be paid. The remaining 50 percent of the bid price will be paid following the removal of the temporary traffic signal installation and/or detour.

MODIFYING EXISTING CONTROLLER CABINET.

The work shall consist of modifying an existing controller cabinet as follows:

- (a) Uninterruptible Power Supply (UPS). The addition of uninterruptible power supply (UPS) to an existing controller cabinet could require the relocation of the existing controller cabinet items to allow for the installation of the uninterruptible power supply (UPS) components inside the existing controller cabinet as outlined under Sections 862 and 1074.04 of the Standard Specifications.
- (b) Light Emitting Diode (LED) Signal Heads, Light Emitting Diode (LED) Optically Programmed Signal Heads and Light Emitting Diode (LED) Pedestrian Signal Heads. The contractor shall verify that the existing load switches meet the requirements of Section 1074.03(5)(b)(2) of the Standard Specifications and the recommended load requirements of the light emitting diode (LED) signal heads that are being installed at the existing traffic signal. If any of the existing load switches do not meet these requirements, they shall be replaced, as directed by the Engineer.
- (c) Light Emitting Diode (LED), Signal Head, Retrofit. The contractor shall verify that the existing load switches meet the requirements of Section 1074.03(2) of the Standard Specifications and the recommended load requirements of light emitting diode (LED) traffic signal modules, pedestrian signal modules, and pedestrian countdown signal modules as specified in the plans. If any of the existing load switches do not meet these requirements, they shall be replaced, as directed by the Engineer.

Basis of Payment.

Modifying an existing controller cabinet will be paid for at the contract unit price per each for MODIFY EXISTING CONTROLLER CABINET. This shall include all material and labor required to complete the work as described above, the removal and disposal of all items removed from the controller cabinet, as directed by the Engineer. The equipment for the Uninterruptible Power Supply (UPS) and labor to install it in the existing controller cabinet shall be included in the pay item Uninterruptible Power Supply. Modifying an existing controller will be paid for at the contract unit price per each for MODIFY EXISTING CONTROLLER, per Sections 895.04 and 895.08 of the Standard Specifications.

DIVISION 1000 MATERIALS

PEDESTRIAN PUSH-BUTTON.

Revise Article 1074.02(a) of the Standard Specifications to read:

The pedestrian push-button housing shall be constructed of aluminum alloy according to ASTM B 308 6061-T6 and powder coated yellow, unless otherwise noted on the plans. The housing shall be furnished with suitable mounting hardware.

Revise Article 1074-02(e) of the Standard Specifications to read:

Stations shall be designed to be mounted directly to a post, mast arm pole or wood pole. The station shall be aluminum and shall accept a 3 inch (75mm) round push-button assembly and a regulatory pedestrian instruction sign according to MUTCD, sign series R10-3e 9 x 15 inch sign with arrow(s) for a count-down pedestrian signal. The pedestrian station size without count-down pedestrian signals shall accommodate a MUTCD sign series R10-3b or R10-3d 9 x 12 inch sign with arrow(s).

Add the following to Article 1074.02(a) of the Standard Specifications:

- (f) Location. Pedestrian push-buttons and stations shall be mounted directly to a post, mast arm pole or wood pole as shown on the plans and shall be fully accessible from a paved or concrete surface. See the District's Detail sheets for orientation and mounting details.

CONTROLLER CABINET AND PERIPHERAL EQUIPMENT.

Add the following to Article 1074.03 of the Standard Specifications:

- (a) (6) Cabinets shall be designed for NEMA TS2 Type 1 operation. All cabinets shall be pre-wired for a minimum of eight (8) phases of vehicular, four (4) phases of pedestrian and four (4) phases of overlap operation.
- (b) (5) Cabinets – Provide 1/8" (3.2 mm) thick unpainted aluminum alloy 5052-H32. The surface shall be smooth, free of marks and scratches. All external hardware shall be stainless steel.
- (b) (6) Controller Harness – Provide a TS2 Type 2 "A" wired harness in addition to the TS2 Type 1 harness.
- (b) (7) Surge Protection – Plug-in type EDCO SHA-1250 or Atlantic/Pacific approved equal.
- (b) (8) BIU – Containment screw required.
- (b) (9) Transfer Relays – Solid state or mechanical flash relays are acceptable.
- (b) (10) Switch Guards – All switches shall be guarded.
- (b) (11) Heating – One (1) 200 watt, thermostatically-controlled, Hoffman electric heater, or approved equivalent.

- (b) (12) Lighting – One (1) LED Panel shall be placed inside the cabinet top panel and one (1) LED Panel shall be placed on each side of the pull-out drawer/shelf assembly located beneath the controller support shelf. The LED Panels shall be controlled by a wall switch. Relume Traffic Control Box LED Panels and power supply or approved equivalent.
- (b) (13) The cabinet shall be equipped with a pull-out drawer/shelf assembly. A 1 ½ inch (38mm) deep drawer shall be provided in the cabinet, mounted directly beneath the controller support shelf. The drawer shall have a hinged top cover and shall be capable of accommodating one (1) complete set of cabinet prints and manuals. This drawer shall support 50 lbs. (23 kg) in weight when fully extended. The drawer shall open and close smoothly. Drawer dimensions shall make maximum use of available depth offered by the controller shelf and be a minimum of 24 inches (610mm) wide.
- (b) (14) Plan & Wiring Diagrams – 12” x 16” (3.05mm x 4.06mm) moisture sealed container attached to door.
- (b) (15) Detector Racks – Fully wired and labeled for four (4) channels of emergency vehicle pre-emption and sixteen channels (16) of vehicular operation.
- (b) (16) Field Wiring Labels – All field wiring shall be labeled.
- (b) (17) Field Wiring Termination – Approved channel lugs required.
- (b) (18) Power Panel – Provide a nonconductive shield.
- (b) (19) Circuit Breaker – The circuit breaker shall be sized for the proposed load but shall not be rated less than 30 amps.
- (b) (20) Police Door – Provide wiring and termination for plug in manual phase advance switch.
- (b) (21) Railroad Pre-Emption Test Switch – Eaton 8830K13 SHA 1250 or equivalent.

RAILROAD, FULL-ACTUATED CONTROLLER AND CABINET.

Controller shall comply with Article 1073.01 as amended in these Traffic Signal Special Provisions.

Controller Cabinet and Peripheral Equipment shall comply with Article 1074.03 as amended in these Traffic Signal Special Provisions.

Add the following to Articles 1073.01 (c) (2) and 1074.03 (a) (5) (e) of the Standard Specifications:

Controllers and cabinets shall be new and NEMA TS2 Type 1 design.

A method of monitoring and/or providing redundancy to the railroad preemptor input to the controller shall be included as a component of the Railroad, Full Actuated Controller and Cabinet installation and be verified by the traffic signal equipment supplier prior to installation.

Railroad interconnected controllers and cabinets shall be assembled only by an approved traffic signal equipment supplier. All railroad interconnected (including temporary railroad interconnect) controllers and cabinets shall be new, built, tested and approved by the controller equipment vendor, in the vendor's District One facility, prior to field installation. The vendor shall provide the technical equipment and assistance as required by the Engineer to fully test this equipment.

UNINTERRUPTIBLE POWER SUPPLY (UPS).

Revise Article 1074.04(a)(1) of the Standard Specifications to read:

The UPS shall be line interactive and provide voltage regulation and power conditioning when utilizing utility power. The UPS shall be sized appropriately for the intersection's normal traffic signal operating connected load, plus 20 percent (20%). The total connected traffic signal load shall not exceed the published ratings for the UPS. The UPS shall provide a minimum of six (6) hours of normal operation run-time for signalized intersections with LED type signal head optics at 77 °F (25 °C) (minimum 700 W/1000 VA active output capacity, with 90 percent minimum inverter efficiency).

Revise the first paragraph of Article 1074.04(a)(3) of the Standard Specifications to read:

The UPS shall have a minimum of four (4) sets of normally open (NO) and normally closed (NC) single-pole double-throw (SPDT) relay contact closures, available on a panel mounted terminal block or locking circular connectors, rated at a minimum 120 V/1 A, and labeled so as to identify each contact according to the plans.

Revise Article 1074.04(a)(10) of the Standard Specifications to read:

The UPS shall be compatible with the District's approved traffic controller assemblies utilizing NEMA TS 1 or NEMA TS 2 controllers and cabinet components for full time operation.

Revise Article 1074.04(a)(17) of the Standard Specifications to read:

When the intersection is in battery backup mode, the UPS shall bypass all internal cabinet lights, ventilation fans, cabinet heaters, service receptacles, any lighted street name signs, any automated enforcement equipment and any other devices directed by the Engineer.

Revise Article 1074.04(b)(2)b of the Standard Specifications to read:

Batteries, inverter/charger and power transfer relay shall be housed in a separate NEMA Type 3R cabinet. The cabinet shall be Aluminum alloy, 5052-H32, 0.125-inch thick and have a natural mill finish.

Revise Article 1074.04(b)(2)c of the Standard Specifications to read:

No more than three batteries shall be mounted on individual shelves for a cabinet housing six batteries and no more than four batteries per shelf for a cabinet housing eight batteries.

Revise Article 1074.04(b)(2)e of the Standard Specifications to read:

The battery cabinet housing shall have the following nominal outside dimensions: a width of 25 in. (785 mm), a depth of 16 in. (440 mm), and a height of 41 to 48 in. (1.1 to 1.3 m). Clearance between shelves shall be a minimum of 10 in. (250 mm).

UPS

End of paragraph 1074.04(b) (2)e

The door shall be equipped with a two position doorstop, one a 90° and one at 120°.

Revise Article 1074.04(b)(2)g of the Standard Specifications to read:

The door shall open to the entire cabinet, have a neoprene gasket, an Aluminum continuous piano hinge with stainless steel pin, and a three point locking system. The cabinet shall be provided with a main door lock which shall operate with a traffic industry conventional No. 2 key. Provisions for padlocking the door shall be provided.

Add the following to Article 1074.04(b)(2) of the Standard Specifications:

j. The battery cabinet shall have provisions for an external generator connection.

Add the following to Article 1074.04(c) of the Standard Specifications:

- (8) The UPS shall include a tip or kill switch installed in the battery cabinet, which shall completely disconnect power from the UPS when the switch is manually activated.
- (9) The UPS shall incorporate a flanged electric generator inlet for charging the batteries and operating the UPS. The generator connector shall be male type, twist-lock, rated as 15A, 125VAC with a NEMA L5-15P configuration and weatherproof lift cover plate (Hubbell model HBL4716C or approved equal). Access to the generator inlet shall be from a secured weatherproof lift cover plate or behind a locked battery cabinet police panel.

Battery System.

Revise Article 1074.04(d)(3) of the Standard Specifications to read:

All batteries supplied in the UPS shall be either gel cell or AGM type, deep cycle, completely sealed, prismatic leadcalcium based, silver alloy, valve regulated lead acid (VRLA) requiring no maintenance. All batteries in a UPS installation shall be the same type; mixing of gel cell and AGM types within a UPS installation is not permitted.

Revise Article 1074.04(d)(4) of the Standard Specifications to read:

Batteries shall be certified by the manufacturer to operate over a temperature range of -13 to 160 °F (-25 to + 71 °C) for gel cell batteries and -40 to 140 °F (-40 to + 60 °C) for AGM type batteries.

Add the following to Article 1074.04(d) of the Standard Specifications:

- (9) The UPS shall consist of an even number of batteries that are capable of maintaining normal operation of the signalized intersection for a minimum of six hours. Calculations shall be provided showing the number of batteries of the type supplied that are needed to satisfy this requirement. A minimum of four batteries shall be provided.

Add the following to the Article 1074.04 of the Standard Specifications:

- (e) Warranty. The warranty for an uninterruptible power supply (UPS) shall cover a minimum of two years from date the equipment is placed in operation; however, the batteries of the UPS shall be warranted for full replacement for a minimum of five years from the date the traffic signal and UPS are placed into service.

ELECTRIC CABLE.

Delete “or stranded, and No. 12 or” from the last sentence of Article 1076.04 (a) of the Standard Specifications.

Add the following to the Article 1076.04(d) of the Standard Specifications:

Service cable may be single or multiple conductor cable.

TRAFFIC SIGNAL POST.

Add the following to Article 1077.01 (d) of the Standard Specifications:

All posts and bases shall be steel and hot dipped galvanized. If the Department approves painting, powder coating by the manufacturer will be required over the galvanization in accordance with TRAFFIC SIGNAL PAINTING in Division 800 of these specifications.

PEDESTRIAN PUSH-BUTTON POST.

Add the following to Article 1077.02(b) of the Standard Specifications:

All posts and bases shall be steel and hot-dipped galvanized. If the Department approves painting, powder coating by the manufacturer will be required over the galvanization in accordance with Traffic Signal Painting in Division 800 of these specifications.

MAST ARM ASSEMBLY AND POLE.

Add the following to Article 1077.03 (a) of the Standard Specifications:

Traffic signal mast arms shall be one piece construction, unless otherwise approved by the Engineer. All poles shall be galvanized. If the Department approves painting, powder coating by the manufacturer will be required over the galvanization in accordance with with TRAFFIC SIGNAL PAINTING in Division 800 of these specifications.

The shroud shall be of sufficient strength to deter pedestrian and vehicular damage. The shroud shall be constructed and designed to allow air to circulate throughout the mast arm but not allow infestation of insects or other animals, and such that it is not hazardous to probing fingers and feet. All mounting hardware shall be stainless steel.

LIGHT EMITTING DIODE (LED) TRAFFIC SIGNAL HEAD.

Add the following to Section 1078 of the Standard Specifications:

General.

All signal and pedestrian heads shall provide 12" (300 mm) displays with glossy yellow or black polycarbonate housings. All head housings shall be the same color (yellow or black) at the intersection. For new signalized intersections and existing signalized intersections where all signal and/or pedestrian heads are being replaced, the proposed head housings shall be black. Where only selected heads are being replaced, the proposed head housing color (yellow or black) shall match existing head housings. Connecting hardware and mounting brackets shall be polycarbonate (black). A corrosion resistant anti-seize lubricant shall be applied to all metallic mounting bracket joints, and shall be visible to the inspector at the signal turn-on. Post top mounting collars are required on all posts, and shall be constructed of the same material as the brackets.

Pedestrian signal heads shall be furnished with the international symbolic "Walking Person" and "Upraised Palm" displays. Egg crate sun shields are not permitted.

Signal heads shall be positioned according to the "District One Standard Traffic Signal Design Details."

LED signal heads (All Face and Section Quantities), (All Mounting Types) shall conform fully to the requirements of Articles 1078.01 and 1078.02 of the Standard Specifications amended herein.

1. The LED signal modules shall be replaced or repaired if an LED signal module fails to function as intended due to workmanship or material defects within the first 60 months from the date of delivery. LED signal modules which exhibit luminous intensities less than the minimum values specified in Table 1 of the ITE Vehicle Traffic Control Signal Heads: Light Emitting Diode (LED) Circular Signal Supplement (June 27, 2005) [VTSCH], or applicable successor ITE specifications, or show signs of entrance of moisture or contaminants within the first 60 months of the date of delivery shall be replaced or repaired. The manufacturer's written warranty for the LED signal modules shall be dated, signed by an Officer of the company and included in the product submittal to the State.

(a) Physical and Mechanical Requirements

1. Modules can be manufactured under this specification for the following faces:
 - a. 12 inch (300 mm) circular, multi-section
 - b. 12 inch (300 mm) arrow, multi-section
 - c. 12 inch (300 mm) pedestrian, 2 sections
2. The maximum weight of a module shall be 4 lbs. (1.8 kg).
3. Each module shall be a sealed unit to include all parts necessary for operation (a printed circuit board, power supply, a lens and gasket, etc.), and shall be weather proof after installation and connection.
4. Material used for the lens and signal module construction shall conform to ASTM specifications for the materials.
5. The lens of the module shall be tinted with a wavelength-matched color to reduce sun phantom effect and enhance on/off contrast. The tinting shall be uniform across the lens face. Polymeric lens shall provide a surface coating or chemical surface treatment applied to provide abrasion resistance. The lens of the module shall be integral to the unit, convex with a smooth outer surface and made of plastic. The lens shall have a textured surface to reduce glare.
6. The use of tinting or other materials to enhance ON/OFF contrasts shall not affect chromaticity and shall be uniform across the face of the lens.
7. Each module shall have a symbol of the type of module (i.e. circle, arrow, etc.) in the color of the module. The symbol shall be 1 inch (25.4 mm) in diameter. Additionally, the color shall be written out in 1/2 inch (12.7mm) letters next to the symbol.

(b) Photometric Requirements

1. The minimum initial luminous intensity values for the modules shall conform to the values in Table 1 of the VTCSH (2005) for circular signal indications, and as stated in Table 3 of these specifications for arrow and pedestrian indications at 25 °C.
2. The modules shall meet or exceed the illumination values stated in Articles 1078.01 and 1078.02 the Standard Specifications for circular signal indications, and Table 3 of these specifications for arrow and pedestrian indications, throughout the useful life based on normal use in a traffic signal operation over the operating temperature range.
3. The measured chromaticity coordinates of the modules shall conform to the chromaticity requirements of Section 4.2 of the VTCSH (2005) or applicable successor ITE specifications.
4. The LEDs utilized in the modules shall be AlInGaP technology for red, yellow, Portland orange (pedestrian) and white (pedestrian) indications, and GaN for green indications, and shall be the ultra bright type rated for 100,000 hours of continuous operation from -40 °C to +74 °C.

(c) Electrical

1. Maximum power consumption for LED modules is per Table 2.
2. Operating voltage of the modules shall be 120 VAC. All parameters shall be measured at this voltage.
3. The modules shall be operationally compatible with currently used controller assemblies (solid state load switches, flashers, and conflict monitors).
4. When a current of 20 mA AC (or less) is applied to the unit, the voltage read across the two leads shall be 15 VAC or less.
5. The LED modules shall provide constant light output under power. Modules with dimming capabilities shall have the option disabled or set on a non-dimming operation.
6. The individual LEDs shall be wired such that a catastrophic loss or the failure of one or more LED will not result in the loss of the entire module.

(d) Retrofit Traffic Signal Module

1. The following specification requirements apply to the Retrofit module only. All general specifications apply unless specifically superseded in this section.

2. Retrofit modules can be manufactured under this specification for the following faces:
 - a. 12 inch (300 mm) circular, multi-section
 - b. 12 inch (300 mm) arrow, multi-section
 - c. 12 inch (300 mm) pedestrian, 2 sections
 3. Each Retrofit module shall be designed to be installed in the doorframe of a standard traffic signal housing. The Retrofit module shall be sealed in the doorframe with a one-piece EPDM (ethylene propylene rubber) gasket.
 4. The maximum weight of a Retrofit module shall be 4 lbs. (1.8 kg).
 5. Each Retrofit module shall be a sealed unit to include all parts necessary for operation (a printed circuit board, power supply, a lens and gasket, etc.), and shall be weather proof after installation and connection.
 6. Electrical conductors for modules, including Retrofit modules, shall be 39.4 inches (1m) in length, with quick disconnect terminals attached.
 7. The lens of the Retrofit module shall be integral to the unit, shall be convex with a smooth outer surface and made of plastic or of glass.
- (e) The following specification requirements apply to the 12 inch (300 mm) arrow module only. All general specifications apply unless specifically superseded in this section.
1. The arrow module shall meet specifications stated in Section 9.01 of the Equipment and Material Standards of the Institute of Transportation Engineers (November 1998) [ITE Standards], Chapter 2 (Vehicle Traffic Control Signal Heads) or applicable successor ITE specifications for arrow indications.
 2. The LEDs arrow indication shall be a solid display with a minimum of three (3) outlining rows of LEDs and at least one (1) fill row of LEDs.
- (f) The following specification requirement applies to the 12 inch (300 mm) programmed visibility (PV) module only. All general specifications apply unless specifically superseded in this section.
1. The LED module shall be a module designed and constructed to be installed in a programmed visibility (PV) signal housing without modification to the housing.
- (g) The following specification requirements apply to the 12 inch (300 mm) Pedestrian module only. All general specifications apply unless specifically superseded in this section.
1. Each pedestrian signal LED module shall provide the ability to actuate the solid upraised hand and the solid walking person on one 12 inch (300mm) section.
 2. Two (2) pedestrian sections shall be installed. The top section shall be wired to illuminate only the upraised hand and the bottom section shall be the walking man.

3. "Egg Crate" type sun shields are not permitted. All figures must be a minimum of 9 inches (225mm) in height and easily identified from a distance of 120-feet (36.6m).

LIGHT EMITTING DIODE (LED) PEDESTRIAN COUNTDOWN SIGNAL HEAD.

Add the following to Article 1078.02 of the Standard Specifications:

General.

1. The module shall operate in one mode: Clearance Cycle Countdown Mode Only. The countdown module shall display actual controller programmed clearance cycle and shall start counting when the flashing clearance signal turns on and shall countdown to "0" and turn off when the steady Upraised Hand (symbolizing Don't Walk) signal turns on. Module shall not have user accessible switches or controls for modification of cycle.
2. At power on, the module shall enter a single automatic learning cycle. During the automatic learning cycle, the countdown display shall remain dark.
3. The module shall re-program itself if it detects any increase or decrease of Pedestrian Timing. The counting unit will go blank once a change is detected and then take one complete pedestrian cycle (with no counter during this cycle) to adjust its buffer timer.
4. The module shall allow for consecutive cycles without displaying the steady Upraised Hand.
5. The module shall recognize preemption events and temporarily modify the crossing cycle accordingly.
6. If the controller preempts during the Walking Person (symbolizing Walk), the countdown will follow the controller's directions and will adjust from Walking Person to flashing Upraised Hand. It will start to count down during the flashing Upraised Hand.
7. If the controller preempts during the flashing Upraised Hand, the countdown will continue to count down without interruption.
8. The next cycle, following the preemption event, shall use the correct, initially programmed values.
9. If the controller output displays Upraised Hand steady condition and the unit has not arrived to zero or if both the Upraised Hand and Walking Person are dark for some reason, the unit suspends any timing and the digits will go dark.
10. The digits will go dark for one pedestrian cycle after loss of power of more than 1.5 seconds.

11. The countdown numerals shall be two (2) “7 segment” digits forming the time display utilizing two rows of LEDs.
12. The LED module shall meet the requirements of the Institute of Transportation Engineers (ITE) LED purchase specification, “Pedestrian Traffic Control Signal Indications - Part 2: LED Pedestrian Traffic Signal Modules,” or applicable successor ITE specifications, except as modified herein.
13. The LED modules shall provide constant light output under power. Modules with dimming capabilities shall have the option disabled or set on a non-dimming operation.
14. In the event of a power outage, light output from the LED modules shall cease instantaneously.
15. The LEDs utilized in the modules shall be AllnGaP technology for Portland Orange (Countdown Numerals and Upraised Hand) and GaN technology for Lunar White (Walking Person) indications.
16. The individual LEDs shall be wired such that a catastrophic loss or the failure of one or more LED will not result in the loss of the entire module.

Electrical.

1. Maximum power consumption for LED modules is 29 watts.
2. The measured chromaticity shall remain unchanged over the input line voltage range listed of 80 VAC to 135 VAC.

TRAFFIC SIGNAL BACKPLATE.

Delete 1st sentence of Article 1078.03 of the Standard Specifications and add “All backplates shall be aluminum and louvered”.

Add the following to the third paragraph of Article 1078.03 of the Standard Specifications. The reflective backplate shall not contain louvers.

Delete second sentence of the fourth paragraph of Article 1078.03 of the Standard Specifications.

Add the following to the fourth paragraph of Article 1078.03 of the Standard Specifications:

When retro reflective sheeting is specified, it shall be Type ZZ sheeting according to Article 1091.03 and applied in preferred orientation for the maximum angularity according to the manufacturer’s recommendations. The retro reflective sheeting shall be installed under a controlled environment at the manufacturer/supplier before shipment to the contractor. The aluminum backplate shall be prepared and cleaned, following recommendations of the retro reflective sheeting manufacturer.

INDUCTIVE LOOP DETECTOR.

Add the following to Article 1079.01 of the Standard Specifications:

Contracts requiring new cabinets shall provide for rack mounted detector amplifier cards. Detector amplifiers shall provide LCD displays with loop frequency, inductance, and change of inductance readings.

ILLUMINATED SIGN, LIGHT EMITTING DIODE.

Delete last sentence of Article 1084.01(a) and add "Mounting hardware shall be black polycarbonate or galvanized steel and similar to mounting Signal Head hardware and bracket specified herein and shall provide tool free access to the interior."

Revise the second paragraph of Article 1084.01(a) to read:

The exterior surface of the housing shall be acid-etched and shop painted with one coat of zinc-chromate primer and two coats of exterior enamel. The housing shall be the same color (yellow or black) to match the existing or proposed signal heads. The painting shall be according to Section 851.

Add the following to Article 1084.01 (b) of the Standard Specifications:

The message shall be formed by rows of LEDs. The sign face shall be 24 inches (600 mm) by 24 inches (600 mm).

Add the following to Article 1084.01 of the Standard Specifications:

- (e) The light emitting diode (LED) blank out signs shall be manufactured by National Sign & Signal Company, or an approved equal and consist of a weatherproof housing and door, LEDs and transformers.

ILLUMINATED STREET NAME SIGN

The illuminate street name sign shall be as follows.

(a) Description.

The LEDs shall be white in color and utilize InGaN or UV thermally efficient technology. The LED Light Engines shall be designed to fit inside a standard fluorescent illuminated street sign housing in lieu of fluorescent lamps and ballasts or a slim line type housing. The LED internally-illuminated street name sign shall display the designated street name clearly and legibly in the daylight hours without being energized and at night when energized. The sign assembly shall consist of a four-, six-, or eight-foot aluminum housing. White translucent 3M DG³ reflective sheeting sign faces with the street name applied in 3M/Scotchlite Series 1177 or current 3M equivalent transparent green shall be installed in hinged doors on the side of the sign for easy access to perform general cleaning and maintenance operations. Illumination shall occur with LED Light Engine as specified.

(b) Environmental Requirements.

The LED lamp shall be rated for use in the ambient operating temperature range of -40 to +50°C (-40 to +122°F) for storage in the ambient temperature range of -40 to +75°C (-40 to +167°F).

(c) General Construction.

1. The LED Light Engine shall be a single, self-contained device, for installation in an existing street sign housing. The power supply must be designed to fit and mounted on the inside wall at one end of the street sign housing. The LED Light Engine shall be mounted within the inner top portion of the housing and no components of the light source shall sit between the sign faces.
2. The assembly and manufacturing processes of the LED Light Engine shall be designed to ensure that all LED and electronic components are adequately supported to withstand mechanical shocks and vibrations in compliance with the specifications of the ANSI, C136.31-2001 standards.

(d) Mechanical Construction.

1. The sign shall be constructed using a weatherproof, aluminum housing consisting of an extruded aluminum top with a minimum thickness of .140" x 10 3/4" deep (including the drip edge). The extruded aluminum bottom is .094" thick x 5 7/8" deep. The ends of the housing shall be cast aluminum with a minimum thickness of .250". A six-foot sign shall be 72 5/8" long and 22 5/16" tall and not weigh more than 77 pounds. An eight-foot sign shall be 96 5/8" long and 22 5/16" tall and not weigh more than 92 pounds. All corners are continuous TIG (Tungsten Inert Gas) welded to provide a weatherproof seal around the entire housing.

2. The door shall be constructed of extruded aluminum. Two corners are continuous TIG welded with the other two screwed together to make one side of the door removable for installation of the sign face. The door is fastened to the housing on the bottom by a full length, .040" x 1 1/8" open stainless steel hinge. The door shall be held secure onto a 1" wide by 5/32" thick neoprene gasket by three (six total for two-way sign) quarter-turn fasteners to form a watertight seal between the door and the housing.
 3. The sign face shall be constructed of .125" white translucent polycarbonate. The letters shall be 8" upper case and 6" lower case. The sign face legend background shall consist of 3M/Scotchlite Series 4090T or current equivalent 3M translucent DG³ white VIP (Visual Impact Performance) diamond grade sheeting (ATSM Type 9) and 3M/Scotchlite Series 1177 or current 3M equivalent transparent green acrylic EC (electronic cut-able) film applied to the front of the sign face. The legend shall be framed by a white polycarbonate border. A logo symbol and/or name of the community may be included with approval of the Engineer.
 4. All surfaces of the sign shall be etched and primed in accordance to industry standards before receiving appropriate color coats of industrial enamel.
 5. All fasteners and hardware shall be corrosion resistant stainless steel. No tools are required for routine maintenance.
 6. All wiring shall be secured by insulated wire compression nuts.
 7. A wire entrance junction box shall be supplied with the sign assembly. The box may be supplied mounted to the exterior or interior of the sign and provide a weather tight seal.
 8. A photoelectric switch shall be mounted in the control cabinet to control lighting functions for day and night display. Each sign shall be individually fused.
 9. Brackets and Mounting: LED internally-illuminated street name signs will be factory drilled to accommodate mast arm two-point support assembly mounting brackets.
- (e) Electrical.
1. Photocell shall be rated 105-305V, turn on at 1.5 fcs. with a 3-5 second delay. A manufacturer's warranty of six (6) years shall be provided. Power consumption shall be no greater than 1 watt at 120V.
 2. The LED Light Engine shall operate from a 60 +/- 3 cycle AC line power over a voltage range of 80 to 135 Vac rms. Fluctuations in line voltage over the range of 80 to 135 Vac shall not affect luminous intensity by more than +/- 10%.
 3. Total harmonic distortion induced into the AC power line by the LED Light Engine, operated at a nominal operating voltage, and at a temperature of +25°C (+77°F), shall not exceed 20%.
 4. The LED Light Engine shall cycled ON and OFF with a photocell as shown on the detail sheet and shall not exceed the following maximum power values:

4-Foot Sign	60 W
6-Foot Sign	90 W
8-Foot Sign	120 W

The signs shall not be energized when traffic signals are powered by an alternate energy source such as a generator or uninterruptable power source (UPS). The signs shall be connected to the generator or UPS bypass circuitry.

(f) Photometric Requirements.

1. The entire surface of the sign panel shall be evenly illuminated. The average maintained luminous intensity measured across the letters, operating under the conditions defined in Environmental Requirements and Wattage Sections shall be of a minimum value of 100 cd/m².
2. The manufacturer shall make available independent laboratory test results to verify compliance to Voltage Range and Luminous Intensity Distribution Sections.
3. Twelve (12) 1.25 watt LED units shall be mounted on 1-inch x 22-inch metal cone printed circuit boards (MCPCB). The viewing angle shall be 120 degrees. LED shall have a color temperature of 5200k nominal, CRI of 80 with a life expectancy of 75,000 hrs.

(g) Quality Assurance.

The LED Light Engine shall be manufactured in accordance with a vendor quality assurance (QA) program. The production QA shall include statistically controlled routine tests to ensure minimum performance levels of the LED Light Engine build to meet this specification. QA process and test result documentations shall be kept on file for a minimum period of seven (7) years. The LED Light Engine that does not satisfy the production QA testing performance requirements shall not be labeled, advertised, or sold as conforming to these specifications. Each LED Light Engine shall be identified by a manufacturer's serial number for warranty purposes. LED Light Engines shall be replaced or repaired if they fail to function as intended due to workmanship or material defects within the first sixty (60) months from the date of acceptance. LED Light Engines that exhibit luminous intensities less than the minimum value specified in Photometric Section within the first thirty-six (36) months from the date of acceptance shall be replaced or repaired.

REMOVAL AND DISPOSAL OF REGULATED SUBSTANCES

Revise Article 669.01 of the Standard Specifications to read:

“669.01 Description. This work shall consist of the transportation and proper disposal of contaminated soil and water. This work shall also consist of the removal, transportation, and proper disposal of underground storage tanks (UST), their content and associated underground piping to the point where the piping is above the ground, including determining the content types and estimated quantities.”

Revise Article 669.08 of the Standard Specifications to read:

“669.08 Contaminated Soil and/or Groundwater Monitoring. The Contractor shall hire a qualified environmental firm to monitor the area containing the regulated substances. The affected area shall be monitored with a photoionization detector (PID) utilizing a lamp of 10.6eV or greater or a flame ionization detector (FID). Any field screen reading on the PID or FID in excess of background levels indicates the potential presence of contaminated material requiring handling as a non-special waste, special waste, or hazardous waste. No excavated soils can be taken to a clean construction and demolition debris (CCDD) facility or an uncontaminated soil fill operation with detectable PID or FID meter readings that are above background. The PID or FID meter shall be calibrated on-site and background level readings taken and recorded daily. All testing shall be done by a qualified engineer/technician. Such testing and monitoring shall be included in the work. The Contractor shall identify the exact limits of removal of non-special waste, special waste, or hazardous waste. All limits shall be approved by the Engineer prior to excavation. The Contractor shall take all necessary precautions.

Based upon the land use history of the subject property and/or PID or FID readings indicating contamination, a soil or groundwater sample shall be taken from the same location and submitted to an approved laboratory. Soil or groundwater samples shall be analyzed for the contaminants of concern, including pH, based on the property's land use history or the parameters listed in the maximum allowable concentration (MAC) for chemical constituents in uncontaminated soil established pursuant to Subpart F of 35 Illinois Administrative Code 1100.605. The analytical results shall serve to document the level of soil contamination. Soil and groundwater samples may be required at the discretion of the Engineer to verify the level of soil and groundwater contamination.

Samples shall be grab samples (not combined with other locations). The samples shall be taken with decontaminated or disposable instruments. The samples shall be placed in sealed containers and transported in an insulated container to the laboratory. The container shall maintain a temperature of 39 °F (4 °C). All samples shall be clearly labeled. The labels shall indicate the sample number, date sampled, location and elevation, and any other observations.

The laboratory shall use analytical methods which are able to meet the lowest appropriate practical quantitation limits (PQL) or estimated quantitation limit (EQL) specified in "Test Methods for Evaluating Solid Wastes, Physical/Chemical Methods", EPA Publication No. SW-846 and "Methods for the Determination of Organic Compounds in Drinking Water", EPA, EMSL, EPA-600/4-88/039. For parameters where the specified cleanup objective is below the acceptable detection limit (ADL), the ADL shall serve as the cleanup objective. For other parameters the ADL shall be equal to or below the specified cleanup objective."

Replace the first two paragraphs of Article 669.09 of the Standard Specifications with the following:

"669.09 Contaminated Soil and/or Groundwater Management and Disposal. The management and disposal of contaminated soil and/or groundwater shall be according to the following:

- (a) Soil Analytical Results Exceed Most Stringent MAC. When the soil analytical results indicate that detected levels exceed the most stringent maximum allowable concentration (MAC) for chemical constituents in uncontaminated soil established pursuant to Subpart F of 35 Illinois Administrative Code 1100.605, the soil shall be managed as follows:
 - (1) When analytical results indicate inorganic chemical constituents exceed the most stringent MAC but they are still considered within area background levels by the Engineer, the excavated soil can be utilized within the construction limits as fill, when suitable. Such soil excavated for storm sewers can be placed back into the excavated trench as backfill, when suitable, unless trench backfill is specified. If the soils cannot be utilized within the construction limits, they shall be managed and disposed of off-site as a non-special waste, special waste, or hazardous waste as applicable.
 - (2) When analytical results indicate chemical constituents exceed the most stringent MAC but do not exceed the MAC for a Metropolitan Statistical Area (MSA) County, the excavated soil can be utilized within the construction limits as fill, when suitable, or managed and disposed of off-site as "uncontaminated soil" at a CCDD facility or an uncontaminated soil fill operation within an MSA County provided the pH of the soil is within the range of 6.25 - 9.0, inclusive.
 - (3) When analytical results indicate chemical constituents exceed the most stringent MAC but do not exceed the MAC for an MSA County excluding Chicago, or the MAC within the Chicago corporate limits, the excavated soil can be utilized within the construction limits as fill, when suitable, or managed and disposed of off-site as "uncontaminated soil" at a CCDD facility or an uncontaminated soil fill operation within an MSA County excluding Chicago or within the Chicago corporate limits provided the pH of the soil is within the range of 6.25 - 9.0, inclusive.

- (4) When analytical results indicate chemical constituents exceed the most stringent MAC but do not exceed the MAC for an MSA County excluding Chicago, the excavated soil can be utilized within the construction limits as fill, when suitable, or managed and disposed of off-site as “uncontaminated soil” at a CCDD facility or an uncontaminated soil fill operation within an MSA County excluding Chicago provided the pH of the soil is within the range of 6.25 - 9.0, inclusive.
- (5) When the Engineer determines soil cannot be managed according to Articles 669.09(a)(1) through (a)(4) above, the soil shall be managed and disposed of off-site as a non-special waste, special waste, or hazardous waste as applicable.
- (b) Soil Analytical Results Do Not Exceed Most Stringent MAC. When the soil analytical results indicate that detected levels do not exceed the most stringent MAC but the pH of the soil is less than 6.25 or greater than 9.0, the excavated soil can be utilized within the construction limits or managed and disposed of off-site as “uncontaminated soil” according to Article 202.03. However the excavated soil cannot be taken to a CCDD facility or an uncontaminated soil fill operation.
- (c) Groundwater. When groundwater analytical results indicate the detected levels are above Appendix B, Table E of 35 Illinois Administrative Code 742, the most stringent Tier 1 Groundwater Remediation Objectives for Groundwater Component of the Groundwater Ingestion Route for Class 1 groundwater, the groundwater shall be managed off-site as a special waste.

All groundwater encountered within lateral trenches may be managed within the trench and allowed to infiltrate back into the ground. If the groundwater cannot be managed within the trench it must be removed as a special or hazardous waste. The Contractor is prohibited from managing groundwater within the trench by discharging it through any existing or new storm sewer. The Contractor shall install backfill plugs within the area of groundwater contamination.

One backfill plug shall be placed down gradient to the area of groundwater contamination. Backfill plugs shall be installed at intervals not to exceed 50 ft (15 m). Backfill plugs are to be 4 ft (1.2 m) long, measured parallel to the trench, full trench width and depth. Backfill plugs shall not have any fine aggregate bedding or backfill, but shall be entirely cohesive soil or any class of concrete. The Contractor shall provide test data that the material has a permeability of less than 10^{-7} cm/sec according to ASTM D 5084, Method A or per another test method approved by the Engineer.”

Revise Article 669.14 of the Standard Specifications to read:

“669.14 Final Environmental Construction Report. At the end of the project, the Contractor will prepare and submit three copies of the Environmental Construction Report on the activities conducted during the life of the project, one copy shall be submitted to the Resident Engineer, one copy shall be submitted to the District's Environmental Studies Unit, and one copy shall be submitted with an electronic copy in Adode.pdf format to the Geologic and Waste Assessment Unit, Bureau of Design and Environment, IDOT, 2300 South Dirksen Parkway, Springfield, Illinois 62764. The technical report shall include all pertinent information regarding the project including, but not limited to:

- (a) Measures taken to identify, monitor, handle, and dispose of soil or groundwater containing regulated substances, to prevent further migration of regulated substances, and to protect workers,
- (b) Cost of identifying, monitoring, handling, and disposing of soil or groundwater containing regulated substances, the cost of preventing further migration of regulated substances, and the cost for worker protection from the regulated substances. All cost should be in the format of the contract pay items listed in the contract plans (identified by the preliminary environmental site assessment (PESA) site number),
- (c) Plan sheets showing the areas containing the regulated substances,
- (d) Field sampling and testing results used to identify the nature and extent of the regulated substances,
- (e) Waste manifests (identified by the preliminary environmental site assessment (PESA) site number) for special or hazardous waste disposal, and
- (f) Landfill tickets (identified by the preliminary environmental site assessment (PESA) site number) for non-special waste disposal.”

Revise the second paragraph of Article 669.16 of the Standard Specifications to read:

“The transportation and disposal of soil and other materials from an excavation determined to be contaminated will be paid for at the contract unit price per cubic yard (cubic meter) for NON-SPECIAL WASTE DISPOSAL, SPECIAL WASTE DISPOSAL, or HAZARDOUS WASTE DISPOSAL.”

Qualifications. The term environmental firm shall mean an environmental firm with at least five (5) documented leaking underground storage tank (LUST) cleanups or that is pre-qualified in hazardous waste by the Department. Documentation includes but not limited to verifying remediation and special waste operations for sites contaminated with gasoline, diesel, or waste oil in accordance with all Federal, State, or local regulatory requirements and shall be provided to the Engineer for approval. The environmental firm selected shall not be a former or current consultant or have any ties with any of the properties contained within and/or adjacent to this construction project.

General. This Special Provision will likely require the Contractor to subcontract for the execution of certain activities.

All contaminated materials shall be managed as either “uncontaminated soil” or non-special waste. This work shall include monitoring and potential sampling, analytical testing, and management of a material contaminated by regulated substances. The Environmental Firm shall continuously monitor all soil excavation for worker protection and soil contamination. **Phase I Preliminary Engineering information is available through the District’s Environmental Studies Unit.** Soil samples or analysis without the approval of the Engineer will be at no additional cost to the Department. The lateral distance is measured from centerline and the farthest distance is the offset distance or construction limit whichever is less.

The Contractor shall manage any excavated soils and sediment within the following areas:

- Station 1581+50 to Station 1582+15 0 to 70 feet LT (Marathon Gas Station, PESA Site #2628-8, 219 South Neltnor Boulevard). This material meets the criteria of Article 669.09(a)(1) and shall be managed in accordance to Article 669.09. Contaminants of concern sampling parameters: Manganese.
- Station 1582+15 to Station 1582+60 0 to 140 feet LT (Marathon Gas Station, PESA Site #2628-8, 219 South Neltnor Boulevard). This material meets the criteria of Article 669.09(a)(1) and shall be managed in accordance to Article 669.09. Contaminants of concern sampling parameters: Manganese.
- Station 1582+60 to Station 1583+70 0 to 100 feet RT (Vacant Land, PESA Site #2628-9, 300 block of South Neltnor Boulevard). This material meets the criteria of Article 669.09(b) and shall be managed in accordance to Article 669.09.

IEPA FORM 663



Illinois Environmental Protection Agency

Page 1 of 2

Bureau of Land • 1021 North Grand Avenue East • P.O. Box 19276 • Springfield • Illinois • 62794-9276

Uncontaminated Soil Certification
by Licensed Professional Engineer or Licensed Professional Geologist
for Use of Uncontaminated Soil as Fill in a CCDD or Uncontaminated Soil Fill Operation
LPC-663

Revised in accordance with 35 Ill. Adm. Code 1100, as amended by PCB R2012-009 (eff. Aug. 27, 2012)

This certification form is to be used by professional engineers and professional geologists to certify, pursuant to 35 Ill. Adm. Code 1100.205(a)(1)(B), that soil (i) is uncontaminated soil and (ii) is within a pH range of 6.26 to 9.0. If you have questions about this form, please telephone the Bureau of Land Permit Section at 217/524-3300.

This form may be completed online, saved locally, printed and signed, and submitted to prospective clean construction or demolition debris (CCDD) fill operations or uncontaminated soil fill operations.

I. Source Location Information

(Describe the location of the source of the uncontaminated soil)

Project Name: FAP 338: IL Route 59 at Washington St & Main St Office Phone Number, if available: _____

Physical Site Location (address, including number and street):

104-130 N. Neltnor Boulevard (NW corner of N. Neltnor Blvd. and E. Washington St.)

City: West Chicago State: IL Zip Code: _____

County: DuPage Township: _____

Lat/Long of approximate center of site in decimal degrees (DD.ddddd) to five decimal places (e.g., 40.67890, -90.12345):

Latitude: 41.885171579 Longitude: -88.194693043

(Decimal Degrees) (-Decimal Degrees)

Identify how the lat/long data were determined:

GPS Map Interpolation Photo Interpolation Survey Other

IEPA Site Number(s), if assigned: BOL: _____ BOW: _____ BOA: _____

II. Owner/Operator Information for Source Site

Site Owner

Name: Illinois Department of Transportation

Street Address: 201 West Center Court

PO Box: _____

City: Schaumburg State: IL

Zip Code: 60196-1096 Phone: 847-705-4101

Contact: Sam Mead

Email, if available: Sam.Mead@illinois.gov

Site Operator

Name: Illinois Department of Transportation

Street Address: 201 West Center Court

PO Box: _____

City: Schaumburg State: IL

Zip Code: 60196-1096 Phone: 847-705-4101

Contact: Sam Mead

Email, if available: Sam.Mead@illinois.gov

This Agency is authorized to require this information under Section 4 and Title X of the Environmental Protection Act (415 ILCS 5/4, 5/39). Failure to disclose this information may result in: a civil penalty of not to exceed \$50,000 for the violation and an additional civil penalty of not to exceed \$10,000 for each day during which the violation continues (415 ILCS 5/42). This form has been approved by the Forms Management Center.

IL 532-2922

LPC 663 Rev. 8/2012

Project Name: FAP 338: IL Route 59 at Washington St & Main St

Latitude: 41.885171579 Longitude: -88.194693043

Uncontaminated Site Certification

III. Basis for Certification and Attachments

For each item listed below, reference the attachments to this form that provide the required information.

- a. A Description of the soil sample points and how they were determined to be sufficient in number and appropriately located [35 Ill. Adm. Code 1100.610(a)]:

LOCATION R1-1 WAS SAMPLED ADJACENT TO ISGS SITE No. 2628-1. SEE FIGURE 3-1 AND TABLE 4-1 OF THE REVISED PRELIMINARY SITE INVESTIGATION REPORT FOR SAMPLING DETAILS.

- b. Analytical soil testing results to show that soil chemical constituents comply with the maximum allowable concentrations established pursuant to 35 Ill. Adm. Code Part 1100, Subpart F and that the soil pH is within the range of 6.25 to 9.0, including the documentation of chain of custody control, a copy of the lab analysis; the accreditation status of the laboratory performing the analysis; and certification by an authorized agent of the laboratory that the analysis has been performed in accordance with the Agency's rules for the accreditation of environmental and the scope of the accreditation [35 Ill. Adm. Code 1100.201(g), 1100.205(a), 1100.610]:

TEST AMERICA ANALYTICAL REPORT - JOB ID: 500-55430-1.

IV. Certification Statement, Signature and Seal of Licensed Professional Engineer or Licensed Professional Geologist

I, Steven Gobelman (name of licensed professional engineer or geologist) certify under penalty of law that the information submitted, including but not limited to, all attachments and other information, is to the best of my knowledge and belief, true, accurate and complete. In accordance with the Environmental Protection Act [415 ILCS 5/22.51 or 22.51a] and 35 Ill. Adm. Code 1100.205(a), I certify that the soil from this site is uncontaminated soil. I also certify that the soil pH is within the range of 6.25 to 9.0. In addition, I certify that the soil has not been removed from the site as part of a cleanup or removal of contaminants. All necessary documentation is attached.


Any person who knowingly makes a false, fictitious, or fraudulent material statement, orally or in writing, to the Illinois EPA commits a Class 4 felony. A second or subsequent offense after conviction is a Class 3 felony. (415 ILCS 5/44(h))

Company Name: Illinois Department of Transportation
Street Address: 2300 South Dirksen Parkway
City: Springfield State: IL Zip Code: 62764
Phone: 217-285-4246

Steven Gobelman
Printed Name:

[Signature]
Licensed Professional Engineer or
Licensed Professional Geologist Signature:

4/17/13
Date:



P.E. or L.P.G. Seal:

Summary Table of ISGS Site No. 2628-1
 Comparison of Detected Constituents to Applicable Reference Concentrations
 Soil Analytical Results
 Illinois Department of Transportation
 FAP 338: IL Route 59 (Neltor Blvd.) at Washington Street and Main Street
 West Chicago, DuPage County, Illinois

Field Sample ID	R1-1(0-7)-032213	R1-1(7-15)-032213	Soil Reference Concentrations ^A
Sample Date	3/22/2013	3/22/2013	
Location ID	R1-1	R1-1	
Depth	0 - 7	7 - 15	
Parameter			
Laboratory pH (s.u.)	8.18	8.56	<6.25 / >9.0
VOCs	None Detected		
SVOCs	None Detected		
TCL Metals (mg/kg)			
Arsenic, Total	9.5	7.1	11.3 / 13
Barium, Total	53	39	1500
Beryllium, Total	0.66	0.65	22
Cadmium, Total	0.68	0.68	5.2
Calcium, Total	77000 B	75000 B	---
Chromium, Total	16	15	21
Cobalt, Total	9	12	20
Copper, Total	23	21	2900
Iron, Total	21000	19000	15000 / 15900
Lead, Total	11	11	107
Magnesium, Total	34000 B	32000 B	325000
Manganese, Total	390	840	630 / 636
Mercury, Total	0.025	0.025	0.89
Nickel, Total	23	34	100
Potassium, Total	2500	2600	---
Sodium, Total	710 B	750 B	---
Thallium, Total	0.52 J	0.86	2.6
Vanadium, Total	22	21	550
Zinc, Total	46	47	5100
TCLP Metals (mg/l)			
Barium, TCLP	0.7	0.28 J	2
Manganese, TCLP	0.62	0.71	0.15
Zinc, TCLP	0.031 J	0.036 J	5
SPLP Metals (mg/l)			
Barium, SPLP	0.25 J	0.14 J	2
Chromium, SPLP	0.04	ND	0.1
Cobalt, SPLP	0.0071 J	ND	1
Copper, SPLP	0.041	0.012 J	0.65
Iron, SPLP	36	4.1	5
Lead, SPLP	0.016	ND	0.0075
Manganese, SPLP	0.13	0.087	0.15
Nickel, SPLP	0.038	ND	0.1
Zinc, SPLP	0.11	0.04 J	5

Notes:

- - not applicable or value not available.
- ^A - Soil reference concentrations from MAC Table and from TACO for leachable metals. Background values for Chicago corporate limits and MSA counties for VOCs and SVOCs are included, as applicable. Background values included for total inorganics, as applicable.
- ND - Constituent not detected above the reporting limit.
- B - Constituent detected in the blank and investigative sample.
- J - Estimated concentration.
- Shaded values indicate concentration exceeds Reference Concentration.

TestAmerica

THE LEADER IN ENVIRONMENTAL TESTING

ANALYTICAL REPORT

TestAmerica Laboratories, Inc.

TestAmerica Chicago

2417 Bond Street
University Park, IL 60484
Tel: (708)534-5200

TestAmerica Job ID: 500-55430-1

Client Project/Site: IDOT - IL Rt. 59, West Chicago - 078

For:

Weston Solutions, Inc.

750 E. Bunker Court
Suite 500
Vernon Hills, Illinois 60061-1450

Attn: Mr. S. Babusukumar



Authorized for release by:

4/4/2013 3:31:14 PM

Richard Wright
Project Manager II

richard.wright@testamericainc.com



LINKS

Review your project
results through
TotalAccess

Have a Question?
**Ask
The
Expert**

Visit us at:
www.testamericainc.com

The test results in this report meet all 2003 NELAC and 2009 TNI requirements for accredited parameters, exceptions are noted in this report. This report may not be reproduced except in full, and with written approval from the laboratory. For questions please contact the Project Manager at the e-mail address or telephone number listed on this page.

This report has been electronically signed and authorized by the signatory. Electronic signature is intended to be the legally binding equivalent of a traditionally handwritten signature.

Results relate only to the items tested and the sample(s) as received by the laboratory.



Client Sample Results

Client: Weston Solutions, Inc.
 Project/Site: IDOT - IL Rt. 59, West Chicago - 078

TestAmerica Job ID: 500-55430-1

Client Sample ID: R1-1(0-7)-032213

Lab Sample ID: 500-55430-13

Date Collected: 03/22/13 12:35

Matrix: Solid

Date Received: 03/22/13 15:50

Percent Solids: 84.6

Method: 8260B - VOC

Analyte	Result	Qualifier	RL	MDL	Unit	D	Prepared	Analyzed	Dil Fac
Acetone	<5.9		5.9	2.6	ug/Kg	*		04/01/13 22:15	1
Benzene	<5.9		5.9	0.81	ug/Kg	*		04/01/13 22:15	1
Bromodichloromethane	<5.9		5.9	1.0	ug/Kg	*		04/01/13 22:15	1
Bromoform	<5.9		5.9	1.4	ug/Kg	*		04/01/13 22:15	1
Bromomethane	<5.9		5.9	1.8	ug/Kg	*		04/01/13 22:15	1
Carbon disulfide	<5.9		5.9	0.88	ug/Kg	*		04/01/13 22:15	1
Carbon tetrachloride	<5.9		5.9	1.1	ug/Kg	*		04/01/13 22:15	1
Chlorobenzene	<5.9		5.9	0.60	ug/Kg	*		04/01/13 22:15	1
Chloroethane	<5.9		5.9	1.6	ug/Kg	*		04/01/13 22:15	1
Chloroform	<5.9		5.9	0.68	ug/Kg	*		04/01/13 22:15	1
Chloromethane	<5.9		5.9	1.2	ug/Kg	*		04/01/13 22:15	1
cis-1,2-Dichloroethene	<5.9		5.9	0.84	ug/Kg	*		04/01/13 22:15	1
cis-1,3-Dichloropropene	<5.9		5.9	0.78	ug/Kg	*		04/01/13 22:15	1
Dibromochloromethane	<5.9		5.9	1.0	ug/Kg	*		04/01/13 22:15	1
1,1-Dichloroethane	<5.9		5.9	0.93	ug/Kg	*		04/01/13 22:15	1
1,2-Dichloroethane	<5.9		5.9	0.88	ug/Kg	*		04/01/13 22:15	1
1,1-Dichloroethene	<5.9		5.9	0.95	ug/Kg	*		04/01/13 22:15	1
1,2-Dichloropropane	<5.9		5.9	0.90	ug/Kg	*		04/01/13 22:15	1
1,3-Dichloropropene, Total	<5.9		5.9	0.78	ug/Kg	*		04/01/13 22:15	1
Ethylbenzene	<5.9		5.9	1.2	ug/Kg	*		04/01/13 22:15	1
2-Hexanone	<5.9		5.9	1.7	ug/Kg	*		04/01/13 22:15	1
Methylene Chloride	<5.9		5.9	1.6	ug/Kg	*		04/01/13 22:15	1
Methyl Ethyl Ketone	<5.9		5.9	2.1	ug/Kg	*		04/01/13 22:15	1
methyl isobutyl ketone	<5.9		5.9	1.5	ug/Kg	*		04/01/13 22:15	1
Methyl tert-butyl ether	<5.9		5.9	0.98	ug/Kg	*		04/01/13 22:15	1
Styrene	<5.9		5.9	0.78	ug/Kg	*		04/01/13 22:15	1
1,1,2,2-Tetrachloroethane	<5.9		5.9	1.2	ug/Kg	*		04/01/13 22:15	1
Tetrachloroethene	<5.9		5.9	0.90	ug/Kg	*		04/01/13 22:15	1
Toluene	<5.9		5.9	0.83	ug/Kg	*		04/01/13 22:15	1
trans-1,2-Dichloroethene	<5.9		5.9	0.81	ug/Kg	*		04/01/13 22:15	1
trans-1,3-Dichloropropene	<5.9		5.9	1.1	ug/Kg	*		04/01/13 22:15	1
1,1,1-Trichloroethane	<5.9		5.9	0.88	ug/Kg	*		04/01/13 22:15	1
1,1,2-Trichloroethane	<5.9		5.9	0.81	ug/Kg	*		04/01/13 22:15	1
Trichloroethene	<5.9		5.9	0.97	ug/Kg	*		04/01/13 22:15	1
Vinyl chloride	<5.9		5.9	1.2	ug/Kg	*		04/01/13 22:15	1
Xylenes, Total	<12		12	0.54	ug/Kg	*		04/01/13 22:15	1
Surrogate	%Recovery	Qualifier	Limits				Prepared	Analyzed	Dil Fac
4-Bromofluorobenzene (Surr)	105		70 - 122					04/01/13 22:15	1
Dibromofluoromethane	106		75 - 120					04/01/13 22:15	1
1,2-Dichloroethane-d4 (Surr)	108		70 - 134					04/01/13 22:15	1
Toluene-d8 (Surr)	107		75 - 122					04/01/13 22:15	1

Method: 8270D - Semivolatile Organic Compounds (GC/MS)

Analyte	Result	Qualifier	RL	MDL	Unit	D	Prepared	Analyzed	Dil Fac
1,2,4-Trichlorobenzene	<190		190	43	ug/Kg	*	03/26/13 07:35	03/29/13 18:52	1
1,2-Dichlorobenzene	<190		190	42	ug/Kg	*	03/26/13 07:35	03/29/13 18:52	1
1,3-Dichlorobenzene	<190		190	40	ug/Kg	*	03/26/13 07:35	03/29/13 18:52	1
1,4-Dichlorobenzene	<190		190	40	ug/Kg	*	03/26/13 07:35	03/29/13 18:52	1
2,2'-oxybis[1-chloropropane]	<190		190	42	ug/Kg	*	03/26/13 07:35	03/29/13 18:52	1

TestAmerica Chicago

Client Sample Results

Client: Weston Solutions, Inc.
 Project/Site: IDOT - IL Rt. 59, West Chicago - 078

TestAmerica Job ID: 500-55430-1

Client Sample ID: R1-1(0-7)-032213

Lab Sample ID: 500-55430-13

Date Collected: 03/22/13 12:35

Matrix: Solid

Date Received: 03/22/13 15:50

Percent Solids: 84.6

Method: 8270D - Semivolatile Organic Compounds (GC/MS) (Continued)

Analyte	Result	Qualifier	RL	MDL	Unit	D	Prepared	Analyzed	Dil Fac
2,4,5-Trichlorophenol	<380		380	110	ug/Kg	☉	03/26/13 07:35	03/29/13 18:52	1
2,4,6-Trichlorophenol	<380		380	48	ug/Kg	☉	03/26/13 07:35	03/29/13 18:52	1
2,4-Dichlorophenol	<380		380	120	ug/Kg	☉	03/26/13 07:35	03/29/13 18:52	1
2,4-Dimethylphenol	<380		380	120	ug/Kg	☉	03/26/13 07:35	03/29/13 18:52	1
2,4-Dinitrophenol	<770		770	200	ug/Kg	☉	03/26/13 07:35	03/29/13 18:52	1
2,4-Dinitrotoluene	<190		190	59	ug/Kg	☉	03/26/13 07:35	03/29/13 18:52	1
2,6-Dinitrotoluene	<190		190	46	ug/Kg	☉	03/26/13 07:35	03/29/13 18:52	1
2-Chloronaphthalene	<190		190	43	ug/Kg	☉	03/26/13 07:35	03/29/13 18:52	1
2-Chlorophenol	<190		190	55	ug/Kg	☉	03/26/13 07:35	03/29/13 18:52	1
2-Methylnaphthalene	<190		190	50	ug/Kg	☉	03/26/13 07:35	03/29/13 18:52	1
2-Methylphenol	<190		190	51	ug/Kg	☉	03/26/13 07:35	03/29/13 18:52	1
2-Nitroaniline	<190		190	69	ug/Kg	☉	03/26/13 07:35	03/29/13 18:52	1
2-Nitrophenol	<380		380	60	ug/Kg	☉	03/26/13 07:35	03/29/13 18:52	1
3 & 4 Methylphenol	<190		190	73	ug/Kg	☉	03/26/13 07:35	03/29/13 18:52	1
3,3'-Dichlorobenzidine	<190	*	190	32	ug/Kg	☉	03/26/13 07:35	03/29/13 18:52	1
3-Nitroaniline	<380	*	380	74	ug/Kg	☉	03/26/13 07:35	03/29/13 18:52	1
4,6-Dinitro-2-methylphenol	<380		380	93	ug/Kg	☉	03/26/13 07:35	03/29/13 18:52	1
4-Bromophenyl phenyl ether	<190		190	43	ug/Kg	☉	03/26/13 07:35	03/29/13 18:52	1
4-Chloro-3-methylphenol	<380		380	180	ug/Kg	☉	03/26/13 07:35	03/29/13 18:52	1
4-Chloroaniline	<770	*	770	120	ug/Kg	☉	03/26/13 07:35	03/29/13 18:52	1
4-Chlorophenyl phenyl ether	<190		190	60	ug/Kg	☉	03/26/13 07:35	03/29/13 18:52	1
4-Nitroaniline	<380		380	79	ug/Kg	☉	03/26/13 07:35	03/29/13 18:52	1
4-Nitrophenol	<770		770	210	ug/Kg	☉	03/26/13 07:35	03/29/13 18:52	1
Acenaphthene	<38		38	11	ug/Kg	☉	03/26/13 07:35	03/29/13 18:52	1
Acenaphthylene	<38		38	8.8	ug/Kg	☉	03/26/13 07:35	03/29/13 18:52	1
Anthracene	<38		38	9.0	ug/Kg	☉	03/26/13 07:35	03/29/13 18:52	1
Benzo[a]anthracene	<38		38	8.0	ug/Kg	☉	03/26/13 07:35	03/29/13 18:52	1
Benzo[a]pyrene	<38		38	7.0	ug/Kg	☉	03/26/13 07:35	03/29/13 18:52	1
Benzo[b]fluoranthene	<38		38	7.4	ug/Kg	☉	03/26/13 07:35	03/29/13 18:52	1
Benzo[g,h,i]perylene	<38		38	13	ug/Kg	☉	03/26/13 07:35	03/29/13 18:52	1
Benzo[k]fluoranthene	<38		38	9.1	ug/Kg	☉	03/26/13 07:35	03/29/13 18:52	1
Bis(2-chloroethoxy)methane	<190		190	42	ug/Kg	☉	03/26/13 07:35	03/29/13 18:52	1
Bis(2-chloroethyl)ether	<190		190	57	ug/Kg	☉	03/26/13 07:35	03/29/13 18:52	1
Bis(2-ethylhexyl) phthalate	<190		190	51	ug/Kg	☉	03/26/13 07:35	03/29/13 18:52	1
Butyl benzyl phthalate	<190		190	48	ug/Kg	☉	03/26/13 07:35	03/29/13 18:52	1
Carbazole	<190		190	54	ug/Kg	☉	03/26/13 07:35	03/29/13 18:52	1
Chrysene	<38		38	8.7	ug/Kg	☉	03/26/13 07:35	03/29/13 18:52	1
Dibenz(a,h)anthracene	<38		38	11	ug/Kg	☉	03/26/13 07:35	03/29/13 18:52	1
Dibenzofuran	<190		190	46	ug/Kg	☉	03/26/13 07:35	03/29/13 18:52	1
Diethyl phthalate	<190		190	64	ug/Kg	☉	03/26/13 07:35	03/29/13 18:52	1
Dimethyl phthalate	<190		190	48	ug/Kg	☉	03/26/13 07:35	03/29/13 18:52	1
Di-n-butyl phthalate	<190		190	48	ug/Kg	☉	03/26/13 07:35	03/29/13 18:52	1
Di-n-octyl phthalate	<190		190	78	ug/Kg	☉	03/26/13 07:35	03/29/13 18:52	1
Fluoranthene	<38		38	16	ug/Kg	☉	03/26/13 07:35	03/29/13 18:52	1
Fluorene	<38		38	8.7	ug/Kg	☉	03/26/13 07:35	03/29/13 18:52	1
Hexachlorobenzene	<77		77	7.5	ug/Kg	☉	03/26/13 07:35	03/29/13 18:52	1
Hexachlorobutadiene	<190		190	50	ug/Kg	☉	03/26/13 07:35	03/29/13 18:52	1
Hexachlorocyclopentadiene	<770		770	180	ug/Kg	☉	03/26/13 07:35	03/29/13 18:52	1
Hexachloroethane	<190		190	41	ug/Kg	☉	03/26/13 07:35	03/29/13 18:52	1

TestAmerica Chicago

Client Sample Results

Client: Weston Solutions, Inc.
 Project/Site: IDOT - IL Rt. 59, West Chicago - 078

TestAmerica Job ID: 500-55430-1

Client Sample ID: R1-1(0-7)-032213

Lab Sample ID: 500-55430-13

Date Collected: 03/22/13 12:35

Matrix: Solid

Date Received: 03/22/13 15:50

Percent Solids: 84.6

Method: 8270D - Semivolatile Organic Compounds (GC/MS) (Continued)

Analyte	Result	Qualifier	RL	MDL	Unit	D	Prepared	Analyzed	Dil Fac
Indeno[1,2,3-cd]pyrene	<38		38	13	ug/Kg	☒	03/26/13 07:35	03/29/13 18:52	1
Isophorone	<190		190	43	ug/Kg	☒	03/26/13 07:35	03/29/13 18:52	1
Naphthalene	<38		38	7.4	ug/Kg	☒	03/26/13 07:35	03/29/13 18:52	1
Nitrobenzene	<38		38	12	ug/Kg	☒	03/26/13 07:35	03/29/13 18:52	1
N-Nitrosodi-n-propylamine	<190		190	49	ug/Kg	☒	03/26/13 07:35	03/29/13 18:52	1
N-Nitrosodiphenylamine	<190		190	52	ug/Kg	☒	03/26/13 07:35	03/29/13 18:52	1
Pentachlorophenol	<770		770	200	ug/Kg	☒	03/26/13 07:35	03/29/13 18:52	1
Phenanthrene	<38		38	16	ug/Kg	☒	03/26/13 07:35	03/29/13 18:52	1
Phenol	<190		190	61	ug/Kg	☒	03/26/13 07:35	03/29/13 18:52	1
Pyrene	<38		38	14	ug/Kg	☒	03/26/13 07:35	03/29/13 18:52	1

Surrogate	%Recovery	Qualifier	Limits	Prepared	Analyzed	Dil Fac
2,4,6-Tribromophenol	70		35 - 137	03/26/13 07:35	03/29/13 18:52	1
2-Fluorobiphenyl	67		30 - 119	03/26/13 07:35	03/29/13 18:52	1
2-Fluorophenol	56		30 - 110	03/26/13 07:35	03/29/13 18:52	1
Nitrobenzene-d5	63		30 - 115	03/26/13 07:35	03/29/13 18:52	1
Phenol-d5	59		31 - 110	03/26/13 07:35	03/29/13 18:52	1
Terphenyl-d14	60		36 - 134	03/26/13 07:35	03/29/13 18:52	1

Method: 6010B - Metals (ICP) - TCLP

Analyte	Result	Qualifier	RL	MDL	Unit	D	Prepared	Analyzed	Dil Fac
Barium	0.70		0.50	0.010	mg/L		04/01/13 15:00	04/02/13 12:08	1
Beryllium	<0.0040		0.0040	0.0040	mg/L		04/01/13 15:00	04/02/13 12:08	1
Cadmium	<0.0050		0.0050	0.0020	mg/L		04/01/13 15:00	04/02/13 12:08	1
Chromium	<0.025		0.025	0.010	mg/L		04/01/13 15:00	04/02/13 12:08	1
Cobalt	<0.025		0.025	0.0050	mg/L		04/01/13 15:00	04/02/13 12:08	1
Copper	<0.025		0.025	0.010	mg/L		04/01/13 15:00	04/02/13 12:08	1
Iron	<0.20		0.20	0.20	mg/L		04/01/13 15:00	04/02/13 12:08	1
Lead	<0.0075		0.0075	0.0050	mg/L		04/01/13 15:00	04/02/13 12:08	1
Manganese	0.62		0.025	0.010	mg/L		04/01/13 15:00	04/02/13 12:08	1
Nickel	<0.025		0.025	0.010	mg/L		04/01/13 15:00	04/02/13 12:08	1
Selenium	<0.050		0.050	0.010	mg/L		04/01/13 15:00	04/02/13 12:08	1
Silver	<0.025		0.025	0.0050	mg/L		04/01/13 15:00	04/02/13 12:08	1
Zinc	0.031	J	0.10	0.020	mg/L		04/01/13 15:00	04/02/13 12:08	1

Method: 6010B - Metals (ICP) - SPLP East

Analyte	Result	Qualifier	RL	MDL	Unit	D	Prepared	Analyzed	Dil Fac
Barium	0.25	J	0.50	0.010	mg/L		04/01/13 15:00	04/02/13 12:11	1
Beryllium	<0.0040		0.0040	0.0040	mg/L		04/01/13 15:00	04/02/13 12:11	1
Cadmium	<0.0050		0.0050	0.0020	mg/L		04/01/13 15:00	04/02/13 12:11	1
Chromium	0.040		0.025	0.010	mg/L		04/01/13 15:00	04/02/13 12:11	1
Cobalt	0.0071	J	0.025	0.0050	mg/L		04/01/13 15:00	04/02/13 12:11	1
Copper	0.041		0.025	0.010	mg/L		04/01/13 15:00	04/02/13 12:11	1
Iron	36		0.20	0.20	mg/L		04/01/13 15:00	04/02/13 12:11	1
Lead	0.016		0.0075	0.0050	mg/L		04/01/13 15:00	04/02/13 12:11	1
Manganese	0.13		0.025	0.010	mg/L		04/01/13 15:00	04/02/13 12:11	1
Nickel	0.038		0.025	0.010	mg/L		04/01/13 15:00	04/02/13 12:11	1
Selenium	<0.050		0.050	0.010	mg/L		04/01/13 15:00	04/02/13 12:11	1
Silver	<0.025		0.025	0.0050	mg/L		04/01/13 15:00	04/02/13 12:11	1
Zinc	0.11		0.10	0.020	mg/L		04/01/13 15:00	04/02/13 12:11	1

TestAmerica Chicago

Client Sample Results

Client: Weston Solutions, Inc.
 Project/Site: IDOT - IL Rt. 59, West Chicago - 078

TestAmerica Job ID: 500-55430-1

Client Sample ID: R1-1(0-7)-032213

Lab Sample ID: 500-55430-13

Date Collected: 03/22/13 12:35

Matrix: Solid

Date Received: 03/22/13 15:50

Percent Solids: 84.6

Method: 6010B - Total Metals										
Analyte	Result	Qualifier	RL	MDL	Unit	D	Prepared	Analyzed	Dil Fac	
Aluminum	10000		11	2.4	mg/Kg	☉	03/24/13 07:22	03/26/13 05:30	1	
Antimony	<1.1		1.1	0.15	mg/Kg	☉	03/24/13 07:22	03/26/13 05:30	1	
Arsenic	9.5		0.57	0.12	mg/Kg	☉	03/24/13 07:22	03/26/13 05:30	1	
Barium	53		0.57	0.068	mg/Kg	☉	03/24/13 07:22	03/26/13 05:30	1	
Beryllium	0.66		0.23	0.017	mg/Kg	☉	03/24/13 07:22	03/26/13 05:30	1	
Cadmium	0.68		0.11	0.028	mg/Kg	☉	03/24/13 07:22	03/26/13 05:30	1	
Calcium	77000	B	110	20	mg/Kg	☉	03/24/13 07:22	03/27/13 20:19	10	
Chromium	16		0.57	0.096	mg/Kg	☉	03/24/13 07:22	03/26/13 05:30	1	
Cobalt	9.0		0.29	0.030	mg/Kg	☉	03/24/13 07:22	03/26/13 05:30	1	
Copper	23		0.57	0.16	mg/Kg	☉	03/24/13 07:22	03/26/13 05:30	1	
Iron	21000		11	5.0	mg/Kg	☉	03/24/13 07:22	03/26/13 05:30	1	
Lead	11		0.29	0.099	mg/Kg	☉	03/24/13 07:22	03/26/13 05:30	1	
Magnesium	34000	B	5.7	1.1	mg/Kg	☉	03/24/13 07:22	03/26/13 05:30	1	
Manganese	390		0.57	0.081	mg/Kg	☉	03/24/13 07:22	03/26/13 05:30	1	
Nickel	23		0.57	0.13	mg/Kg	☉	03/24/13 07:22	03/26/13 05:30	1	
Potassium	2500		29	3.2	mg/Kg	☉	03/24/13 07:22	03/26/13 05:30	1	
Selenium	<0.57		0.57	0.16	mg/Kg	☉	03/24/13 07:22	03/26/13 05:30	1	
Silver	<0.29		0.29	0.034	mg/Kg	☉	03/24/13 07:22	03/26/13 05:30	1	
Sodium	710	B	57	10	mg/Kg	☉	03/24/13 07:22	03/26/13 05:30	1	
Thallium	0.52	J	0.57	0.15	mg/Kg	☉	03/24/13 07:22	03/26/13 05:30	1	
Vanadium	22		0.29	0.043	mg/Kg	☉	03/24/13 07:22	03/26/13 05:30	1	
Zinc	46		1.1	0.39	mg/Kg	☉	03/24/13 07:22	03/26/13 05:30	1	

Method: 7470A - Mercury (CVAA) - TCLP										
Analyte	Result	Qualifier	RL	MDL	Unit	D	Prepared	Analyzed	Dil Fac	
Mercury	0.063	J B	0.20	0.020	ug/L		04/01/13 16:30	04/02/13 11:31	1	

Method: 7470A - Mercury (CVAA) - SPLP East										
Analyte	Result	Qualifier	RL	MDL	Unit	D	Prepared	Analyzed	Dil Fac	
Mercury	0.12	J B	0.20	0.020	ug/L		04/01/13 16:30	04/02/13 09:37	1	

Method: 7471B - Mercury in Solid or Semisolid Waste (Manual Cold Vapor Technique)										
Analyte	Result	Qualifier	RL	MDL	Unit	D	Prepared	Analyzed	Dil Fac	
Mercury	25		19	7.3	ug/Kg	☉	03/26/13 15:15	03/27/13 09:59	1	

General Chemistry										
Analyte	Result	Qualifier	RL	MDL	Unit	D	Prepared	Analyzed	Dil Fac	
pH	8.18		0.200	0.200	SU			03/30/13 14:15	1	

TestAmerica Chicago

Client Sample Results

Client: Weston Solutions, Inc.
 Project/Site: IDOT - IL Rt. 59, West Chicago - 078

TestAmerica Job ID: 500-55430-1

Client Sample ID: R1-1(7-15)-032213

Lab Sample ID: 500-55430-14

Date Collected: 03/22/13 12:40

Matrix: Solid

Date Received: 03/22/13 15:50

Percent Solids: 84.6

Method: 8260B - VOC									
Analyte	Result	Qualifier	RL	MDL	Unit	D	Prepared	Analyzed	Dil Fac
Acetone	<5.9		5.9	2.6	ug/Kg	☒		04/01/13 22:39	1
Benzene	<5.9		5.9	0.81	ug/Kg	☒		04/01/13 22:39	1
Bromodichloromethane	<5.9		5.9	1.0	ug/Kg	☒		04/01/13 22:39	1
Bromoform	<5.9		5.9	1.4	ug/Kg	☒		04/01/13 22:39	1
Bromomethane	<5.9		5.9	1.8	ug/Kg	☒		04/01/13 22:39	1
Carbon disulfide	<5.9		5.9	0.88	ug/Kg	☒		04/01/13 22:39	1
Carbon tetrachloride	<5.9		5.9	1.1	ug/Kg	☒		04/01/13 22:39	1
Chlorobenzene	<5.9		5.9	0.60	ug/Kg	☒		04/01/13 22:39	1
Chloroethane	<5.9		5.9	1.6	ug/Kg	☒		04/01/13 22:39	1
Chloroform	<5.9		5.9	0.68	ug/Kg	☒		04/01/13 22:39	1
Chloromethane	<5.9		5.9	1.2	ug/Kg	☒		04/01/13 22:39	1
cis-1,2-Dichloroethene	<5.9		5.9	0.84	ug/Kg	☒		04/01/13 22:39	1
cis-1,3-Dichloropropene	<5.9		5.9	0.78	ug/Kg	☒		04/01/13 22:39	1
Dibromochloromethane	<5.9		5.9	1.0	ug/Kg	☒		04/01/13 22:39	1
1,1-Dichloroethane	<5.9		5.9	0.93	ug/Kg	☒		04/01/13 22:39	1
1,2-Dichloroethane	<5.9		5.9	0.88	ug/Kg	☒		04/01/13 22:39	1
1,1-Dichloroethene	<5.9		5.9	0.95	ug/Kg	☒		04/01/13 22:39	1
1,2-Dichloropropene	<5.9		5.9	0.90	ug/Kg	☒		04/01/13 22:39	1
1,3-Dichloropropene, Total	<5.9		5.9	0.78	ug/Kg	☒		04/01/13 22:39	1
Ethylbenzene	<5.9		5.9	1.2	ug/Kg	☒		04/01/13 22:39	1
2-Hexanone	<5.9		5.9	1.7	ug/Kg	☒		04/01/13 22:39	1
Methylene Chloride	<5.9		5.9	1.6	ug/Kg	☒		04/01/13 22:39	1
Methyl Ethyl Ketone	<5.9		5.9	2.1	ug/Kg	☒		04/01/13 22:39	1
methyl isobutyl ketone	<5.9		5.9	1.5	ug/Kg	☒		04/01/13 22:39	1
Methyl tert-butyl ether	<5.9		5.9	0.98	ug/Kg	☒		04/01/13 22:39	1
Styrene	<5.9		5.9	0.78	ug/Kg	☒		04/01/13 22:39	1
1,1,2,2-Tetrachloroethane	<5.9		5.9	1.2	ug/Kg	☒		04/01/13 22:39	1
Tetrachloroethene	<5.9		5.9	0.90	ug/Kg	☒		04/01/13 22:39	1
Toluene	<5.9		5.9	0.83	ug/Kg	☒		04/01/13 22:39	1
trans-1,2-Dichloroethene	<5.9		5.9	0.81	ug/Kg	☒		04/01/13 22:39	1
trans-1,3-Dichloropropene	<5.9		5.9	1.1	ug/Kg	☒		04/01/13 22:39	1
1,1,1-Trichloroethane	<5.9		5.9	0.88	ug/Kg	☒		04/01/13 22:39	1
1,1,2-Trichloroethane	<5.9		5.9	0.81	ug/Kg	☒		04/01/13 22:39	1
Trichloroethene	<5.9		5.9	0.97	ug/Kg	☒		04/01/13 22:39	1
Vinyl chloride	<5.9		5.9	1.2	ug/Kg	☒		04/01/13 22:39	1
Xylenes, Total	<12		12	0.54	ug/Kg	☒		04/01/13 22:39	1
Surrogate	%Recovery	Qualifier	Limits				Prepared	Analyzed	Dil Fac
4-Bromofluorobenzene (Surr)	101		70 - 122					04/01/13 22:39	1
Dibromofluoromethane	104		75 - 120					04/01/13 22:39	1
1,2-Dichloroethane-d4 (Surr)	107		70 - 134					04/01/13 22:39	1
Toluene-d8 (Surr)	107		75 - 122					04/01/13 22:39	1

Method: 8270D - Semivolatile Organic Compounds (GC/MS)									
Analyte	Result	Qualifier	RL	MDL	Unit	D	Prepared	Analyzed	Dil Fac
1,2,4-Trichlorobenzene	<190		190	42	ug/Kg	☒	03/26/13 07:35	03/29/13 19:14	1
1,2-Dichlorobenzene	<190		190	41	ug/Kg	☒	03/26/13 07:35	03/29/13 19:14	1
1,3-Dichlorobenzene	<190		190	39	ug/Kg	☒	03/26/13 07:35	03/29/13 19:14	1
1,4-Dichlorobenzene	<190		190	39	ug/Kg	☒	03/26/13 07:35	03/29/13 19:14	1
2,2'-oxybis[1-chloropropane]	<190		190	41	ug/Kg	☒	03/26/13 07:35	03/29/13 19:14	1

TestAmerica Chicago

Client Sample Results

Client: Weston Solutions, Inc.
 Project/Site: IDOT - IL Rt. 59, West Chicago - 078

TestAmerica Job ID: 500-55430-1

Client Sample ID: R1-1(7-15)-032213

Lab Sample ID: 500-55430-14

Date Collected: 03/22/13 12:40

Matrix: Solid

Date Received: 03/22/13 15:50

Percent Solids: 84.6

Method: 8270D - Semivolatile Organic Compounds (GC/MS) (Continued)

Analyte	Result	Qualifier	RL	MDL	Unit	D	Prepared	Analyzed	Dil Fac
2,4,5-Trichlorophenol	<370		370	110	ug/Kg	*	03/26/13 07:35	03/29/13 19:14	1
2,4,6-Trichlorophenol	<370		370	47	ug/Kg	*	03/26/13 07:35	03/29/13 19:14	1
2,4-Dichlorophenol	<370		370	110	ug/Kg	*	03/26/13 07:35	03/29/13 19:14	1
2,4-Dimethylphenol	<370		370	120	ug/Kg	*	03/26/13 07:35	03/29/13 19:14	1
2,4-Dinitrophenol	<750		750	190	ug/Kg	*	03/26/13 07:35	03/29/13 19:14	1
2,4-Dinitrotoluene	<190		190	57	ug/Kg	*	03/26/13 07:35	03/29/13 19:14	1
2,6-Dinitrotoluene	<190		190	44	ug/Kg	*	03/26/13 07:35	03/29/13 19:14	1
2-Chloronaphthalene	<190		190	42	ug/Kg	*	03/26/13 07:35	03/29/13 19:14	1
2-Chlorophenol	<190		190	53	ug/Kg	*	03/26/13 07:35	03/29/13 19:14	1
2-Methylnaphthalene	<190		190	48	ug/Kg	*	03/26/13 07:35	03/29/13 19:14	1
2-Methylphenol	<190		190	50	ug/Kg	*	03/26/13 07:35	03/29/13 19:14	1
2-Nitroaniline	<190		190	67	ug/Kg	*	03/26/13 07:35	03/29/13 19:14	1
2-Nitrophenol	<370		370	59	ug/Kg	*	03/26/13 07:35	03/29/13 19:14	1
3 & 4 Methylphenol	<190		190	71	ug/Kg	*	03/26/13 07:35	03/29/13 19:14	1
3,3'-Dichlorobenzidine	<190 *		190	31	ug/Kg	*	03/26/13 07:35	03/29/13 19:14	1
3-Nitroaniline	<370 *		370	72	ug/Kg	*	03/26/13 07:35	03/29/13 19:14	1
4,6-Dinitro-2-methylphenol	<370		370	91	ug/Kg	*	03/26/13 07:35	03/29/13 19:14	1
4-Bromophenyl phenyl ether	<190		190	42	ug/Kg	*	03/26/13 07:35	03/29/13 19:14	1
4-Chloro-3-methylphenol	<370		370	180	ug/Kg	*	03/26/13 07:35	03/29/13 19:14	1
4-Chloroaniline	<750 *		750	110	ug/Kg	*	03/26/13 07:35	03/29/13 19:14	1
4-Chlorophenyl phenyl ether	<190		190	59	ug/Kg	*	03/26/13 07:35	03/29/13 19:14	1
4-Nitroaniline	<370		370	77	ug/Kg	*	03/26/13 07:35	03/29/13 19:14	1
4-Nitrophenol	<750		750	200	ug/Kg	*	03/26/13 07:35	03/29/13 19:14	1
Acenaphthene	<37		37	11	ug/Kg	*	03/26/13 07:35	03/29/13 19:14	1
Acenaphthylene	<37		37	8.6	ug/Kg	*	03/26/13 07:35	03/29/13 19:14	1
Anthracene	<37		37	8.8	ug/Kg	*	03/26/13 07:35	03/29/13 19:14	1
Benzo[a]anthracene	<37		37	7.8	ug/Kg	*	03/26/13 07:35	03/29/13 19:14	1
Benzo[a]pyrene	<37		37	6.8	ug/Kg	*	03/26/13 07:35	03/29/13 19:14	1
Benzo[b]fluoranthene	<37		37	7.2	ug/Kg	*	03/26/13 07:35	03/29/13 19:14	1
Benzo[g,h,i]perylene	<37		37	13	ug/Kg	*	03/26/13 07:35	03/29/13 19:14	1
Benzo[k]fluoranthene	<37		37	8.9	ug/Kg	*	03/26/13 07:35	03/29/13 19:14	1
Bis(2-chloroethoxy)methane	<190		190	41	ug/Kg	*	03/26/13 07:35	03/29/13 19:14	1
Bis(2-chloroethyl)ether	<190		190	55	ug/Kg	*	03/26/13 07:35	03/29/13 19:14	1
Bis(2-ethylhexyl) phthalate	<190		190	49	ug/Kg	*	03/26/13 07:35	03/29/13 19:14	1
Butyl benzyl phthalate	<190		190	47	ug/Kg	*	03/26/13 07:35	03/29/13 19:14	1
Carbazole	<190		190	52	ug/Kg	*	03/26/13 07:35	03/29/13 19:14	1
Chrysene	<37		37	8.4	ug/Kg	*	03/26/13 07:35	03/29/13 19:14	1
Dibenz(a,h)anthracene	<37		37	10	ug/Kg	*	03/26/13 07:35	03/29/13 19:14	1
Dibenzofuran	<190		190	45	ug/Kg	*	03/26/13 07:35	03/29/13 19:14	1
Diethyl phthalate	<190		190	62	ug/Kg	*	03/26/13 07:35	03/29/13 19:14	1
Dimethyl phthalate	<190		190	47	ug/Kg	*	03/26/13 07:35	03/29/13 19:14	1
Di-n-butyl phthalate	<190		190	47	ug/Kg	*	03/26/13 07:35	03/29/13 19:14	1
Di-n-octyl phthalate	<190		190	76	ug/Kg	*	03/26/13 07:35	03/29/13 19:14	1
Fluoranthene	<37		37	15	ug/Kg	*	03/26/13 07:35	03/29/13 19:14	1
Fluorene	<37		37	8.5	ug/Kg	*	03/26/13 07:35	03/29/13 19:14	1
Hexachlorobenzene	<75		75	7.3	ug/Kg	*	03/26/13 07:35	03/29/13 19:14	1
Hexachlorobutadiene	<190		190	49	ug/Kg	*	03/26/13 07:35	03/29/13 19:14	1
Hexachlorocyclopentadiene	<750		750	170	ug/Kg	*	03/26/13 07:35	03/29/13 19:14	1
Hexachloroethane	<190		190	40	ug/Kg	*	03/26/13 07:35	03/29/13 19:14	1

TestAmerica Chicago

Client Sample Results

Client: Weston Solutions, Inc.
 Project/Site: IDOT - IL Rt. 59, West Chicago - 078

TestAmerica Job ID: 500-55430-1

Client Sample ID: R1-1(7-15)-032213

Lab Sample ID: 500-55430-14

Date Collected: 03/22/13 12:40

Matrix: Solid

Date Received: 03/22/13 15:50

Percent Solids: 84.6

Method: 8270D - Semivolatile Organic Compounds (GC/MS) (Continued)

Analyte	Result	Qualifier	RL	MDL	Unit	D	Prepared	Analyzed	Dil Fac
Indeno[1,2,3-cd]pyrene	<37		37	13	ug/Kg	☒	03/26/13 07:35	03/29/13 19:14	1
Isophorone	<190		190	42	ug/Kg	☒	03/26/13 07:35	03/29/13 19:14	1
Naphthalene	<37		37	7.2	ug/Kg	☒	03/26/13 07:35	03/29/13 19:14	1
Nitrobenzene	<37		37	12	ug/Kg	☒	03/26/13 07:35	03/29/13 19:14	1
N-Nitrosodi-n-propylamine	<190		190	47	ug/Kg	☒	03/26/13 07:35	03/29/13 19:14	1
N-Nitrosodiphenylamine	<190		190	50	ug/Kg	☒	03/26/13 07:35	03/29/13 19:14	1
Pentachlorophenol	<750		750	190	ug/Kg	☒	03/26/13 07:35	03/29/13 19:14	1
Phenanthrene	<37		37	16	ug/Kg	☒	03/26/13 07:35	03/29/13 19:14	1
Phenol	<190		190	59	ug/Kg	☒	03/26/13 07:35	03/29/13 19:14	1
Pyrene	<37		37	13	ug/Kg	☒	03/26/13 07:35	03/29/13 19:14	1
Surrogate	%Recovery	Qualifier	Limits				Prepared	Analyzed	Dil Fac
2,4,6-Tribromophenol	69		35 - 137				03/26/13 07:35	03/29/13 19:14	1
2-Fluorobiphenyl	59		30 - 119				03/26/13 07:35	03/29/13 19:14	1
2-Fluorophenol	55		30 - 110				03/26/13 07:35	03/29/13 19:14	1
Nitrobenzene-d5	56		30 - 115				03/26/13 07:35	03/29/13 19:14	1
Phenol-d5	59		31 - 110				03/26/13 07:35	03/29/13 19:14	1
Terphenyl-d14	61		36 - 134				03/26/13 07:35	03/29/13 19:14	1

Method: 6010B - Metals (ICP) - TCLP

Analyte	Result	Qualifier	RL	MDL	Unit	D	Prepared	Analyzed	Dil Fac
Barium	0.28	J	0.50	0.010	mg/L		04/01/13 15:00	04/02/13 12:14	1
Beryllium	<0.0040		0.0040	0.0040	mg/L		04/01/13 15:00	04/02/13 12:14	1
Cadmium	<0.0050		0.0050	0.0020	mg/L		04/01/13 15:00	04/02/13 12:14	1
Chromium	<0.025		0.025	0.010	mg/L		04/01/13 15:00	04/02/13 12:14	1
Cobalt	<0.025		0.025	0.0050	mg/L		04/01/13 15:00	04/02/13 12:14	1
Copper	<0.025		0.025	0.010	mg/L		04/01/13 15:00	04/02/13 12:14	1
Iron	<0.20		0.20	0.20	mg/L		04/01/13 15:00	04/02/13 12:14	1
Lead	<0.0075		0.0075	0.0050	mg/L		04/01/13 15:00	04/02/13 12:14	1
Manganese	0.71		0.025	0.010	mg/L		04/01/13 15:00	04/02/13 12:14	1
Nickel	<0.025		0.025	0.010	mg/L		04/01/13 15:00	04/02/13 12:14	1
Selenium	<0.050		0.050	0.010	mg/L		04/01/13 15:00	04/02/13 12:14	1
Silver	<0.025		0.025	0.0050	mg/L		04/01/13 15:00	04/02/13 12:14	1
Zinc	0.036	J	0.10	0.020	mg/L		04/01/13 15:00	04/02/13 12:14	1

Method: 6010B - Metals (ICP) - SPLP East

Analyte	Result	Qualifier	RL	MDL	Unit	D	Prepared	Analyzed	Dil Fac
Barium	0.14	J	0.50	0.010	mg/L		04/01/13 15:00	04/02/13 12:15	1
Beryllium	<0.0040		0.0040	0.0040	mg/L		04/01/13 15:00	04/02/13 12:15	1
Cadmium	<0.0050		0.0050	0.0020	mg/L		04/01/13 15:00	04/02/13 12:15	1
Chromium	<0.025		0.025	0.010	mg/L		04/01/13 15:00	04/02/13 12:15	1
Cobalt	<0.025		0.025	0.0050	mg/L		04/01/13 15:00	04/02/13 12:15	1
Copper	0.012	J	0.025	0.010	mg/L		04/01/13 15:00	04/02/13 12:15	1
Iron	4.1		0.20	0.20	mg/L		04/01/13 15:00	04/02/13 12:15	1
Lead	<0.0075		0.0075	0.0050	mg/L		04/01/13 15:00	04/02/13 12:15	1
Manganese	0.087		0.025	0.010	mg/L		04/01/13 15:00	04/02/13 12:15	1
Nickel	<0.025		0.025	0.010	mg/L		04/01/13 15:00	04/02/13 12:15	1
Selenium	<0.050		0.050	0.010	mg/L		04/01/13 15:00	04/02/13 12:15	1
Silver	<0.025		0.025	0.0050	mg/L		04/01/13 15:00	04/02/13 12:15	1
Zinc	0.040	J	0.10	0.020	mg/L		04/01/13 15:00	04/02/13 12:15	1

TestAmerica Chicago

Client Sample Results

Client: Weston Solutions, Inc.
 Project/Site: IDOT - IL Rt. 59, West Chicago - 078

TestAmerica Job ID: 500-55430-1

Client Sample ID: R1-1(7-15)-032213

Lab Sample ID: 500-55430-14

Date Collected: 03/22/13 12:40

Matrix: Solid

Date Received: 03/22/13 15:50

Percent Solids: 84.6

Method: 6010B - Total Metals

Analyte	Result	Qualifier	RL	MDL	Unit	D	Prepared	Analyzed	Dil Fac
Aluminum	9400		11	2.4	mg/Kg	☉	03/24/13 07:22	03/26/13 05:37	1
Antimony	<1.1		1.1	0.15	mg/Kg	☉	03/24/13 07:22	03/26/13 05:37	1
Arsenic	7.1		0.57	0.13	mg/Kg	☉	03/24/13 07:22	03/26/13 05:37	1
Barium	39		0.57	0.068	mg/Kg	☉	03/24/13 07:22	03/26/13 05:37	1
Beryllium	0.65		0.23	0.017	mg/Kg	☉	03/24/13 07:22	03/26/13 05:37	1
Cadmium	0.68		0.11	0.028	mg/Kg	☉	03/24/13 07:22	03/26/13 05:37	1
Calcium	75000	B	110	20	mg/Kg	☉	03/24/13 07:22	03/27/13 20:23	10
Chromium	15		0.57	0.096	mg/Kg	☉	03/24/13 07:22	03/26/13 05:37	1
Cobalt	12		0.29	0.030	mg/Kg	☉	03/24/13 07:22	03/26/13 05:37	1
Copper	21		0.57	0.16	mg/Kg	☉	03/24/13 07:22	03/26/13 05:37	1
Iron	19000		11	5.0	mg/Kg	☉	03/24/13 07:22	03/26/13 05:37	1
Lead	11		0.29	0.099	mg/Kg	☉	03/24/13 07:22	03/26/13 05:37	1
Magnesium	32000	B	5.7	1.1	mg/Kg	☉	03/24/13 07:22	03/26/13 05:37	1
Manganese	840		5.7	0.81	mg/Kg	☉	03/24/13 07:22	03/27/13 20:23	10
Nickel	34		0.57	0.13	mg/Kg	☉	03/24/13 07:22	03/26/13 05:37	1
Potassium	2600		29	3.3	mg/Kg	☉	03/24/13 07:22	03/26/13 05:37	1
Selenium	<0.57		0.57	0.16	mg/Kg	☉	03/24/13 07:22	03/26/13 05:37	1
Silver	<0.29		0.29	0.035	mg/Kg	☉	03/24/13 07:22	03/26/13 05:37	1
Sodium	750	B	57	11	mg/Kg	☉	03/24/13 07:22	03/26/13 05:37	1
Thallium	0.86		0.57	0.15	mg/Kg	☉	03/24/13 07:22	03/26/13 05:37	1
Vanadium	21		0.29	0.044	mg/Kg	☉	03/24/13 07:22	03/26/13 05:37	1
Zinc	47		1.1	0.39	mg/Kg	☉	03/24/13 07:22	03/26/13 05:37	1

Method: 7470A - Mercury (CVAA) - TCLP

Analyte	Result	Qualifier	RL	MDL	Unit	D	Prepared	Analyzed	Dil Fac
Mercury	0.063	J B	0.20	0.020	ug/L		04/01/13 16:30	04/02/13 11:33	1

Method: 7470A - Mercury (CVAA) - SPL East

Analyte	Result	Qualifier	RL	MDL	Unit	D	Prepared	Analyzed	Dil Fac
Mercury	0.11	J B	0.20	0.020	ug/L		04/01/13 16:30	04/02/13 09:39	1

Method: 7471B - Mercury in Solid or Semisolid Waste (Manual Cold Vapor Technique)

Analyte	Result	Qualifier	RL	MDL	Unit	D	Prepared	Analyzed	Dil Fac
Mercury	25		18	6.8	ug/Kg	☉	03/26/13 15:15	03/27/13 10:01	1

General Chemistry

Analyte	Result	Qualifier	RL	MDL	Unit	D	Prepared	Analyzed	Dil Fac
pH	8.56		0.200	0.200	SU			03/30/13 14:17	1

TestAmerica Chicago

Definitions/Glossary

Client: Weston Solutions, Inc.
 Project/Site: IDOT - IL Rt. 59, West Chicago - 078

TestAmerica Job ID: 500-55430-1

Qualifiers

GC/MS Semi VOA

Qualifier	Qualifier Description
*	LCS or LCSD exceeds the control limits
J	Result is less than the RL but greater than or equal to the MDL and the concentration is an approximate value.
F	MS or MSD exceeds the control limits
F	RPD of the MS and MSD exceeds the control limits

Metals

Qualifier	Qualifier Description
J	Result is less than the RL but greater than or equal to the MDL and the concentration is an approximate value.
B	Compound was found in the blank and sample.
F	Duplicate RPD exceeds the control limit
4	MS, MSD: The analyte present in the original sample is 4 times greater than the matrix spike concentration; therefore, control limits are not applicable.
F	MS or MSD exceeds the control limits
F	RPD of the MS and MSD exceeds the control limits

Glossary

Abbreviation	These commonly used abbreviations may or may not be present in this report.
□	Listed under the "D" column to designate that the result is reported on a dry weight basis
%R	Percent Recovery
CNF	Contains no Free Liquid
DER	Duplicate error ratio (normalized absolute difference)
DL, RA, RE, IN	Indicates a Dilution, Re-analysis, Re-extraction, or additional Initial metals/anion analysis of the sample
DLC	Decision level concentration
MDA	Minimum detectable activity
EDL	Estimated Detection Limit
MDC	Minimum detectable concentration
MDL	Method Detection Limit
ML	Minimum Level (Dioxin)
ND	Not detected at the reporting limit (or MDL or EDL if shown)
PQL	Practical Quantitation Limit
QC	Quality Control
RER	Relative error ratio
RL	Reporting Limit or Requested Limit (Radiochemistry)
RPD	Relative Percent Difference, a measure of the relative difference between two points
TEF	Toxicity Equivalent Factor (Dioxin)
TEQ	Toxicity Equivalent Quotient (Dioxin)

1
2
3
4
5
6
7
8
9
10
11
12
13
14
15

Certification Summary

Client: Weston Solutions, Inc.
 Project/Site: IDOT - IL Rt. 59, West Chicago - 078

TestAmerica Job ID: 500-55430-1

Laboratory: TestAmerica Chicago

All certifications held by this laboratory are listed. Not all certifications are applicable to this report.

Authority	Program	EPA Region	Certification ID	Expiration Date
Alabama	State Program	4	40461	04-30-13
California	NELAP	9	01132CA	04-30-13
Georgia	State Program	4	N/A	04-30-13
Georgia	State Program	4	939	04-30-13
Hawaii	State Program	9	N/A	04-30-13
Illinois	NELAP	5	100201	04-30-13
Indiana	State Program	5	C-IL-02	04-30-13
Iowa	State Program	7	82	05-01-14
Kansas	NELAP	7	E-10161	10-31-13
Kentucky	State Program	4	90023	12-31-13
Kentucky (UST)	State Program	4	66	04-11-13
Louisiana	NELAP	6	30720	06-30-13
Massachusetts	State Program	1	M-IL035	06-30-13
Mississippi	State Program	4	N/A	04-30-13
North Carolina DENR	State Program	4	291	12-31-13
North Dakota	State Program	8	R-194	04-30-13
Oklahoma	State Program	6	8908	08-31-13
South Carolina	State Program	4	77001	04-30-13
Texas	NELAP	6	T104704252-09-TX	02-28-14
USDA	Federal		P330-12-00038	02-06-15
Virginia	NELAP	3	460142	06-14-13
Wisconsin	State Program	5	999580010	06-31-13
Wyoming	State Program	8	6TMS-Q	04-30-13

- 1
- 2
- 3
- 4
- 5
- 6
- 7
- 8
- 9
- 10
- 11
- 12
- 13
- 14
- 15

TestAmerica Chicago

TestAmerica



500-55430 Chain of Custody

Report To (optional) _____ Bill To (optional) _____
 Contact: S. Bingham/Kelmer Contact: _____
 Company: Weston Company: _____
 Address: 750 E. Blue Oak Ct. Ste. 500 Address: _____
 Address: Norran Hills, IL 60061 Address: Same
 Phone: 847-918-4018 Phone: _____
 Fax: 847-918-4055 Fax: _____
 E-Mail: _____ PO#/Reference# _____

Chain of Custody Record

Lab Job #: 500-55430
 Chain of Custody Number: _____
 Page 4 of 2
 Temperature °C of Cooler: 4.2

Lab ID	MATERIAL	Sample ID	Sampling		# of Containers	Matrix	VOCs	SVOCs	TCL Metals	TCLP/SLP Metals	PH	Comments
			Date	Time								
1		VL-1(0-7)-032213	3-22-13	0830	2	S	X	X	X	X	X	
2		VL-1(0-7)-032213D		0830								
3		VL-1(7-15)-032213		0840								
4		CG-1(0-7)-032213		0915								
5		CG-1(7-15)-032213		0925								
6		MG-1(0-7)-032213		1005								
7		MG-1(7-15)-032213		1015								
8		MG-1(15-20)-032213		1025								
9		MD-1(0-7)-032213		1050								
10		MD-1(7-15)-032213	3-22-13	1100	2	S	X	X	X	X	X	

- 1
- 2
- 3
- 4
- 5
- 6
- 7
- 8
- 9
- 10
- 11
- 12
- 13
- 14
- 15

Turnaround Time Required (Business Days)
 ___ 1 Day ___ 2 Days ___ 5 Days ___ 7 Days ___ 10 Days ___ 15 Days Standard Other _____
 Requested Due Date _____
 Sample Disposal: Return to Client Disposal by Lab Archive for _____ Months (A fee may be assessed if samples are retained longer than 1 month)

Relinquished By: <u>Jamie Williams</u> Company: <u>Weston</u> Date: <u>3-22-13</u> Time: <u>1430</u>	Received By: <u>Roger Williamson</u> Company: <u>T.A.</u> Date: <u>3/22/13</u> Time: <u>1430</u>	Lab Counter: <u>TA</u>
Relinquished By: <u>Roger Williamson</u> Company: <u>T.A.</u> Date: <u>3/22/13</u> Time: <u>1550</u>	Received By: <u>Alexis Gatto</u> Company: <u>TA-CHT</u> Date: <u>3/22/13</u> Time: <u>1550</u>	Shipped: _____
Relinquished By: _____ Company: _____ Date: _____ Time: _____	Received By: _____ Company: _____ Date: _____ Time: _____	Hand Delivered: _____

Matrix Key: WW - Washwater W - Water S - Soil SL - Sludge MS - Miscellaneous OL - Oil A - Air SE - Sediment SO - Soil L - Leachate WI - Wipe DW - Drinking Water O - Other	Client Comments:	Lab Comments:
---	------------------	---------------

TestAmerica

THE LEADER IN ENVIRONMENTAL TESTING
 2417 Bond Street, University Park, IL 60484
 Phone: 708.534.5200 Fax: 708.534.5211

Report To: (optional) S. Babusankumar EMail To: (optional) _____
 Contact: S. Babusankumar Contact: _____
 Company: Weston Company: _____
 Address: 750 E. Banker Ct. Ste 500 Address: _____
 Address: Weston Hills, IL 60061 Address: same
 Phone: 847-918-4018 Phone: _____
 Fax: 847-918-4055 Fax: _____
 E-Mail: _____ POE/Reference: _____

Chain of Custody Record

Lab Job #: 500-55430
 Chain of Custody Number: _____
 Page _____ of _____
 Temperature °C of Cooler: 4.2

Lab ID	MO/NO	Sample ID	Sampling		# of Containers	Matrix	VOCs	SVOCs	TCL metals	TCL/PAPL metals	PH	Preservative Key
			Date	Time								
11		EC-1(0-7)-032213	3-22-13	1200	2	S	X	X	X	X	X	
12		EC-1(7-15)-032213		1210								
13		RI-1(0-7)-032213		1235								
14		RI-1(7-15)-032213		1240								
15		WG-1(0-7)-032213		1315								
16		WG-1(0-7)-032213D		1315								
17		WG-1(7-15)-032213		1325								
18		SB-1(0-7)-032213		1355								
19		SB-1(7-15)-032213	3-22-13	1405	2	S	X	X	X	X	X	

Turnaround Time Required (Business Days): 1 Day ___ 2 Days ___ 5 Days ___ 7 Days ___ 10 Days ___ 15 Days ___ Standard
 Requested Date: _____
 Sample Disposal: Return to Client Disposed by Lab Archive for ___ Months (A fee may be assessed if samples are retained longer than 1 month)

Requisitioned By: <u>Zach A. White</u> Company: <u>Weston</u> Date: <u>3-22-13</u> Time: <u>1430</u>	Received By: <u>Rita Williamson</u> Company: <u>T.A.</u> Date: <u>3/22/13</u> Time: <u>1430</u>	Lab Courier: <u>TA</u>
Requisitioned By: <u>Rita Williamson</u> Company: <u>T.A.</u> Date: <u>3/22/13</u> Time: <u>1550</u>	Received By: <u>Shawn Scott</u> Company: <u>TA-CH</u> Date: <u>3/22/13</u> Time: <u>1550</u>	Shipped: _____
Requisitioned By: _____ Company: _____ Date: _____ Time: _____	Received By: _____ Company: _____ Date: _____ Time: _____	Hand Delivered: _____

Client Comments: _____
 Lab Comments: _____

- Matrix Key
 WW - Wastewater SC - Sediment
 W - Water SO - Soil
 S - Soil L - Leachate
 SL - Sludge WI - Wipe
 MS - Miscellaneous DW - Drinking Water
 CL - Oil O - Other
 A - Air



Illinois Environmental Protection Agency

Page 1 of 2

Bureau of Land • 1021 North Grand Avenue East • P.O. Box 19276 • Springfield • Illinois • 62794-9276

Uncontaminated Soil Certification by Licensed Professional Engineer or Licensed Professional Geologist for Use of Uncontaminated Soil as Fill in a CCDD or Uncontaminated Soil Fill Operation LPC-663

Revised in accordance with 35 Ill. Adm. Code 1100, as
amended by PCB R2012-009 (eff. Aug. 27, 2012)

This certification form is to be used by professional engineers and professional geologists to certify, pursuant to 35 Ill. Adm. Code 1100.205(a)(1)(B), that soil (i) is uncontaminated soil and (ii) is within a pH range of 6.26 to 9.0. If you have questions about this form, please telephone the Bureau of Land Permit Section at 217/524-3300.

This form may be completed online, saved locally, printed and signed, and submitted to prospective clean construction or demolition debris (CCDD) fill operations or uncontaminated soil fill operations.

I. Source Location Information

(Describe the location of the source of the uncontaminated soil)

Project Name: FAP 338: IL Route 59 at Washington St & Main St Office Phone Number, if available: _____

Physical Site Location (address, including number and street):

125 N. Neltnor Boulevard (NE corner of N. Neltnor Blvd and E. Washington St)

City: West Chicago State: IL Zip Code: _____

County: DuPage Township: _____

Lat/Long of approximate center of site in decimal degrees (DD.ddddd) to five decimal places (e.g., 40.67890, -90.12345):

Latitude: 41.885251391 Longitude: -88.194231364

(Decimal Degrees) (-Decimal Degrees)

Identify how the lat/long data were determined:

GPS Map Interpolation Photo Interpolation Survey Other

IEPA Site Number(s), if assigned: BOL: _____ BOW: _____ BOA: _____

II. Owner/Operator Information for Source Site

Site Owner		Site Operator	
Name:	<u>Illinois Department of Transportation</u>	Name:	<u>Illinois Department of Transportation</u>
Street Address:	<u>201 West Center Court</u>	Street Address:	<u>201 West Center Court</u>
PO Box:	_____	PO Box:	_____
City:	<u>Schaumburg</u> State: <u>IL</u>	City:	<u>Schaumburg</u> State: <u>IL</u>
Zip Code:	<u>60196-1096</u> Phone: <u>847-705-4101</u>	Zip Code:	<u>60196-1096</u> Phone: <u>847-705-4101</u>
Contact:	<u>Sam Mead</u>	Contact:	<u>Sam Mead</u>
Email, if available:	<u>Sam.Mead@illinois.gov</u>	Email, if available:	<u>Sam.Mead@illinois.gov</u>

This Agency is authorized to require this information under Section 4 and Title X of the Environmental Protection Act (415 ILCS 5/4, 5/39). Failure to disclose this information may result in: a civil penalty of not to exceed \$50,000 for the violation and an additional civil penalty of not to exceed \$10,000 for each day during which the violation continues (415 ILCS 5/42). This form has been approved by the Forms

Project Name: FAP 338: IL Route 59 at Washington St & Main St

Latitude: 41.885251391 Longitude: -88.194231364

Uncontaminated Site Certification

III. Basis for Certification and Attachments

For each item listed below, reference the attachments to this form that provide the required information.

- a. A Description of the soil sample points and how they were determined to be sufficient in number and appropriately located 35 Ill. Adm. Code 1100.610(a):

LOCATION WG-1 WAS SAMPLED ADJACENT TO ISGS SITE No. 2628-2. SEE FIGURE 3-1 AND TABLE 4-1 OF THE REVISED PRELIMINARY SITE INVESTIGATION REPORT FOR SAMPLING DETAILS.

- b. Analytical soil testing results to show that soil chemical constituents comply with the maximum allowable concentrations established pursuant to 35 Ill. Adm. Code Part 1100, Subpart F and that the soil pH is within the range of 6.25 to 9.0, including the documentation of chain of custody control, a copy of the lab analysis, the accreditation status of the laboratory performing the analysis; and certification by an authorized agent of the laboratory that the analysis has been performed in accordance with the Agency's rules for the accreditation of environmental and the scope of the accreditation [35 Ill. Adm. Code 1100.201(g), 1100.205(a), 1100.610]:

TEST AMERICA ANALYTICAL REPORT - JOB ID: 500-55430-1.

IV. Certification Statement, Signature and Seal of Licensed Professional Engineer or Licensed Professional Geologist

I, Steven Gobelman (name of licensed professional engineer or geologist) certify under penalty of law that the information submitted, including but not limited to, all attachments and other information, is to the best of my knowledge and belief, true, accurate and complete. In accordance with the Environmental Protection Act [415 ILCS 5/22.51 or 22.51a] and 35 Ill. Adm. Code 1100.205(a), I certify that the soil from this site is uncontaminated soil. I also certify that the soil pH is within the range of 6.25 to 9.0. In addition, I certify that the soil has not been removed from the site as part of a cleanup or removal of contaminants. All necessary documentation is attached.

Any person who knowingly makes a false, fictitious, or fraudulent material statement, orally or in writing, to the Illinois EPA commits a Class 4 felony. A second or subsequent offense after conviction is a Class 3 felony. (415 ILCS 5/44(h))

Company Name: Illinois Department of Transportation
Street Address: 2300 South Dirksen Parkway
City: Springfield State: IL Zip Code: 62764
Phone: 217-785-4246

Steven Gobelman
Printed Name:

[Signature]
Licensed Professional Engineer or
Licensed Professional Geologist Signature:

4/17/13
Date:



P.E. or L.P.G. Seal:

Summary Table of ISGS Site No. 2628-2
Comparison of Detected Constituents to Applicable Reference Concentrations
Soil Analytical Results
 Illinois Department of Transportation
 FAP 338: IL Route 59 (Neltor Blvd.) at Washington Street and Main Street
 West Chicago, DuPage County, Illinois

Field Sample ID	WG-1(0-7)-032213	WG-1(0-7)-032213D	WG-1(7-15)-032213	Soil Reference Concentrations ^A
Sample Date	3/22/2013	3/22/2013	3/22/2013	
Location ID	WG-1	WG-1	WG-1	
Depth	0 - 7	0 - 7	7 - 15	
Parameter				
Laboratory pH (s.u.)	8.16	8.05	8.17	<8.25 / >9.0
VOCs	None Detected			
SVOCs (ug/kg)				
Benzo(a)anthracene	11 J	69 J	ND	900 / 1100 / 1800
Benzo(a)pyrene	12 J	61 J	ND	90 / 1300 / 2100
Benzo(b)fluoranthene	13 J	85 J	ND	900 / 1500 / 2100
Benzo(g,h,i)perylene	15 J	73 J	ND	---
Benzo(k)fluoranthene	ND	40 J	ND	9000
Chrysene	13 J	81 J	ND	85000
Dibenzo(a,h)anthracene	ND	15 J	ND	90 / 200 / 420
Fluoranthene	23 J	150 J	ND	3100000
Indeno(1,2,3-cd)pyrene	ND	42	ND	900 / 900 / 1600
Phenanthrene	ND	48	ND	---
Pyrene	18 J	110	ND	2300000
TCL Metals (mg/kg)				
Arsenic, Total	7.5	6.7	7.4	11.3 / 13
Barium, Total	110	110	39	1500
Beryllium, Total	0.76	0.68	0.62	22
Cadmium, Total	0.48	0.38	0.63	6.2
Calcium, Total	29000 B	20000 B	73000 B	---
Chromium, Total	15	14	15	21
Cobalt, Total	7.9	8.8	12	20
Copper, Total	18	17	22	2900
Iron, Total	18000	17000	19000	15000 / 15900
Lead, Total	23	24	9.9	107
Magnesium, Total	18000 B	13000 B	32000 B	325000
Manganese, Total	930	1000	710	630 / 636
Mercury, Total	0.078	0.047	0.024	0.89
Nickel, Total	18	17	28	100
Potassium, Total	1600	1300	2700	---
Selenium, Total	ND	0.3 J	ND	1.3
Sodium, Total	260 B	230 B	260 B	---
Thallium, Total	0.36 J	0.4 J	0.4 J	2.6
Vanadium, Total	24	22	19	550
Zinc, Total	51	49	45	5100
TCLP Metals (mg/l)				
Barium, TCLP	0.67	0.67	0.36 J	2
Cadmium, TCLP	ND	ND	0.002 J	0.005
Cobalt, TCLP	ND	ND	0.033	1
Manganese, TCLP	0.23	0.44	1.9	0.15
Nickel, TCLP	ND	ND	0.084	0.1
Zinc, TCLP	0.042 J	0.029 J	0.037 J	5
SPLP Metals (mg/l)				
Barium, SPLP	0.15 J	0.14 J	0.065 J	2
Chromium, SPLP	0.014 J	ND	ND	0.1
Copper, SPLP	0.016 J	0.012 J	0.013 J	0.65
Iron, SPLP	9.7	4.5	2.8	5
Manganese, SPLP	0.047	0.020	0.040	0.15
Nickel, SPLP	0.01 J	ND	ND	0.1
Zinc, SPLP	0.049 J	0.033 J	0.028 J	5

Notes:
 --- - not applicable or value not available.
 A - Soil reference concentrations from MAC Table and from TACO for leachable metals. Background values for Chicago corporate limits and MSA counties for VOCs and SVOCs are included, as applicable. Background values included for total inorganics, as applicable.
 ND - Constituent not detected above the reporting limit.
 B - Constituent detected in the blank and investigative sample.
 J - Estimated concentration.
 Shaded values indicate concentration exceeds Reference Concentration.

TestAmerica

THE LEADER IN ENVIRONMENTAL TESTING

ANALYTICAL REPORT

TestAmerica Laboratories, Inc.

TestAmerica Chicago

2417 Bond Street

University Park, IL 60484

Tel: (708)534-5200

TestAmerica Job ID: 500-55430-1

Client Project/Site: IDOT - IL Rt. 59, West Chicago - 078

For:

Weston Solutions, Inc.

750 E. Bunker Court

Suite 500

Vernon Hills, Illinois 60061-1450

Attn: Mr. S. Babusukumar



Authorized for release by:

4/4/2013 3:31:14 PM

Richard Wright

Project Manager II

richard.wright@testamericainc.com



LINKS

Review your project
results through
TotalAccess

Have a Question?



Visit us at:
www.testamericainc.com

The test results in this report meet all 2003 NELAC and 2009 TNI requirements for accredited parameters, exceptions are noted in this report. This report may not be reproduced except in full, and with written approval from the laboratory. For questions please contact the Project Manager at the e-mail address or telephone number listed on this page.

This report has been electronically signed and authorized by the signatory. Electronic signature is intended to be the legally binding equivalent of a traditionally handwritten signature.

Results relate only to the items tested and the sample(s) as received by the laboratory.



Client Sample Results

Client: Weston Solutions, Inc.
 Project/Site: IDOT - IL Rt. 59, West Chicago - 078

TestAmerica Job ID: 500-55430-1

Client Sample ID: WG-1(0-7)-032213

Lab Sample ID: 500-55430-15

Date Collected: 03/22/13 13:15

Matrix: Solid

Date Received: 03/22/13 15:50

Percent Solids: 81.2

Method: 8260B - VOC										
Analyte	Result	Qualifier	RL	MDL	Unit	D	Prepared	Analyzed	Dil Fac	
Acetone	<6.2		6.2	2.7	ug/Kg	0		04/01/13 23:02	1	
Benzene	<6.2		6.2	0.84	ug/Kg	0		04/01/13 23:02	1	
Bromodichloromethane	<6.2		6.2	1.1	ug/Kg	0		04/01/13 23:02	1	
Bromoform	<6.2		6.2	1.4	ug/Kg	0		04/01/13 23:02	1	
Bromomethane	<6.2		6.2	1.9	ug/Kg	0		04/01/13 23:02	1	
Carbon disulfide	<6.2		6.2	0.92	ug/Kg	0		04/01/13 23:02	1	
Carbon tetrachloride	<6.2		6.2	1.1	ug/Kg	0		04/01/13 23:02	1	
Chlorobenzene	<6.2		6.2	0.62	ug/Kg	0		04/01/13 23:02	1	
Chloroethane	<6.2		6.2	1.7	ug/Kg	0		04/01/13 23:02	1	
Chloroform	<6.2		6.2	0.71	ug/Kg	0		04/01/13 23:02	1	
Chloromethane	<6.2		6.2	1.3	ug/Kg	0		04/01/13 23:02	1	
cis-1,2-Dichloroethene	<6.2		6.2	0.87	ug/Kg	0		04/01/13 23:02	1	
cis-1,3-Dichloropropene	<6.2		6.2	0.81	ug/Kg	0		04/01/13 23:02	1	
Dibromochloromethane	<6.2		6.2	1.1	ug/Kg	0		04/01/13 23:02	1	
1,1-Dichloroethane	<6.2		6.2	0.97	ug/Kg	0		04/01/13 23:02	1	
1,2-Dichloroethane	<6.2		6.2	0.91	ug/Kg	0		04/01/13 23:02	1	
1,1-Dichloroethene	<6.2		6.2	0.99	ug/Kg	0		04/01/13 23:02	1	
1,2-Dichloropropane	<6.2		6.2	0.93	ug/Kg	0		04/01/13 23:02	1	
1,3-Dichloropropene, Total	<6.2		6.2	0.81	ug/Kg	0		04/01/13 23:02	1	
Ethylbenzene	<6.2		6.2	1.2	ug/Kg	0		04/01/13 23:02	1	
2-Hexanone	<6.2		6.2	1.8	ug/Kg	0		04/01/13 23:02	1	
Methylene Chloride	<6.2		6.2	1.7	ug/Kg	0		04/01/13 23:02	1	
Methyl Ethyl Ketone	<6.2		6.2	2.2	ug/Kg	0		04/01/13 23:02	1	
methyl isobutyl ketone	<6.2		6.2	1.6	ug/Kg	0		04/01/13 23:02	1	
Methyl tert-butyl ether	<6.2		6.2	1.0	ug/Kg	0		04/01/13 23:02	1	
Styrene	<6.2		6.2	0.81	ug/Kg	0		04/01/13 23:02	1	
1,1,2,2-Tetrachloroethane	<6.2		6.2	1.2	ug/Kg	0		04/01/13 23:02	1	
Tetrachloroethene	<6.2		6.2	0.94	ug/Kg	0		04/01/13 23:02	1	
Toluene	<6.2		6.2	0.86	ug/Kg	0		04/01/13 23:02	1	
trans-1,2-Dichloroethene	<6.2		6.2	0.85	ug/Kg	0		04/01/13 23:02	1	
trans-1,3-Dichloropropene	<6.2		6.2	1.1	ug/Kg	0		04/01/13 23:02	1	
1,1,1-Trichloroethane	<6.2		6.2	0.92	ug/Kg	0		04/01/13 23:02	1	
1,1,2-Trichloroethane	<6.2		6.2	0.84	ug/Kg	0		04/01/13 23:02	1	
Trichloroethene	<6.2		6.2	1.0	ug/Kg	0		04/01/13 23:02	1	
Vinyl chloride	<6.2		6.2	1.3	ug/Kg	0		04/01/13 23:02	1	
Xylenes, Total	<12		12	0.56	ug/Kg	0		04/01/13 23:02	1	
Surrogate	%Recovery	Qualifier	Limits		Prepared	Analyzed	Dil Fac			
4-Bromofluorobenzene (Surr)	102		70 - 122			04/01/13 23:02	1			
Dibromofluoromethane	104		75 - 120			04/01/13 23:02	1			
1,2-Dichloroethane-d4 (Surr)	103		70 - 134			04/01/13 23:02	1			
Toluene-d8 (Surr)	110		75 - 122			04/01/13 23:02	1			

Method: 8270D - Semivolatile Organic Compounds (GC/MS)										
Analyte	Result	Qualifier	RL	MDL	Unit	D	Prepared	Analyzed	Dil Fac	
1,2,4-Trichlorobenzene	<200		200	45	ug/Kg	0	03/26/13 07:35	03/29/13 19:35	1	
1,2-Dichlorobenzene	<200		200	43	ug/Kg	0	03/26/13 07:35	03/29/13 19:35	1	
1,3-Dichlorobenzene	<200		200	42	ug/Kg	0	03/26/13 07:35	03/29/13 19:35	1	
1,4-Dichlorobenzene	<200		200	42	ug/Kg	0	03/26/13 07:35	03/29/13 19:35	1	
2,2'-oxybis[1-chloropropane]	<200		200	44	ug/Kg	0	03/26/13 07:35	03/29/13 19:35	1	

TestAmerica Chicago

Client Sample Results

Client: Weston Solutions, Inc.
 Project/Site: IDOT - IL Rt. 59, West Chicago - 078

TestAmerica Job ID: 500-55430-1

Client Sample ID: WG-1(0-7)-032213

Lab Sample ID: 500-55430-15

Date Collected: 03/22/13 13:15

Matrix: Solid

Date Received: 03/22/13 15:50

Percent Solids: 81.2

Method: 8270D - Semivolatile Organic Compounds (GC/MS) (Continued)									
Analyte	Result	Qualifier	RL	MDL	Unit	D	Prepared	Analyzed	Dil Fac
2,4,5-Trichlorophenol	<390		390	110	ug/Kg	0	03/26/13 07:35	03/29/13 19:35	1
2,4,6-Trichlorophenol	<390		390	50	ug/Kg	0	03/26/13 07:35	03/29/13 19:35	1
2,4-Dichlorophenol	<390		390	120	ug/Kg	0	03/26/13 07:35	03/29/13 19:35	1
2,4-Dimethylphenol	<390		390	120	ug/Kg	0	03/26/13 07:35	03/29/13 19:35	1
2,4-Dinitrophenol	<800		800	200	ug/Kg	0	03/26/13 07:35	03/29/13 19:35	1
2,4-Dinitrotoluene	<200		200	61	ug/Kg	0	03/26/13 07:35	03/29/13 19:35	1
2,6-Dinitrotoluene	<200		200	47	ug/Kg	0	03/26/13 07:35	03/29/13 19:35	1
2-Chloronaphthalene	<200		200	45	ug/Kg	0	03/26/13 07:35	03/29/13 19:35	1
2-Chlorophenol	<200		200	57	ug/Kg	0	03/26/13 07:35	03/29/13 19:35	1
2-Methylnaphthalene	<200		200	51	ug/Kg	0	03/26/13 07:35	03/29/13 19:35	1
2-Methylphenol	<200		200	53	ug/Kg	0	03/26/13 07:35	03/29/13 19:35	1
2-Nitroaniline	<200		200	71	ug/Kg	0	03/26/13 07:35	03/29/13 19:35	1
2-Nitrophenol	<390		390	62	ug/Kg	0	03/26/13 07:35	03/29/13 19:35	1
3 & 4 Methylphenol	<200		200	75	ug/Kg	0	03/26/13 07:35	03/29/13 19:35	1
3,3'-Dichlorobenzidine	<200	*	200	33	ug/Kg	0	03/26/13 07:35	03/29/13 19:35	1
3-Nitroaniline	<390	*	390	76	ug/Kg	0	03/26/13 07:35	03/29/13 19:35	1
4,6-Dinitro-2-methylphenol	<390		390	96	ug/Kg	0	03/26/13 07:35	03/29/13 19:35	1
4-Bromophenyl phenyl ether	<200		200	44	ug/Kg	0	03/26/13 07:35	03/29/13 19:35	1
4-Chloro-3-methylphenol	<390		390	190	ug/Kg	0	03/26/13 07:35	03/29/13 19:35	1
4-Chloroaniline	<800	*	800	120	ug/Kg	0	03/26/13 07:35	03/29/13 19:35	1
4-Chlorophenyl phenyl ether	<200		200	62	ug/Kg	0	03/26/13 07:35	03/29/13 19:35	1
4-Nitroaniline	<390		390	81	ug/Kg	0	03/26/13 07:35	03/29/13 19:35	1
4-Nitrophenol	<800		800	210	ug/Kg	0	03/26/13 07:35	03/29/13 19:35	1
Acenaphthene	<39		39	12	ug/Kg	0	03/26/13 07:35	03/29/13 19:35	1
Acenaphthylene	<39		39	9.1	ug/Kg	0	03/26/13 07:35	03/29/13 19:35	1
Anthracene	<39		39	9.3	ug/Kg	0	03/26/13 07:35	03/29/13 19:35	1
Benzo[a]anthracene	11 J		39	8.3	ug/Kg	0	03/26/13 07:35	03/29/13 19:35	1
Benzo[a]pyrene	12 J		39	7.2	ug/Kg	0	03/26/13 07:35	03/29/13 19:35	1
Benzo[b]fluoranthene	13 J		39	7.7	ug/Kg	0	03/26/13 07:35	03/29/13 19:35	1
Benzo[g,h,i]perylene	15 J		39	13	ug/Kg	0	03/26/13 07:35	03/29/13 19:35	1
Benzo[k]fluoranthene	<39		39	9.4	ug/Kg	0	03/26/13 07:35	03/29/13 19:35	1
Bis(2-chloroethoxy)methane	<200		200	44	ug/Kg	0	03/26/13 07:35	03/29/13 19:35	1
Bis(2-chloroethyl)ether	<200		200	59	ug/Kg	0	03/26/13 07:35	03/29/13 19:35	1
Bis(2-ethylhexyl) phthalate	<200		200	52	ug/Kg	0	03/26/13 07:35	03/29/13 19:35	1
Butyl benzyl phthalate	<200		200	50	ug/Kg	0	03/26/13 07:35	03/29/13 19:35	1
Carbazole	<200		200	56	ug/Kg	0	03/26/13 07:35	03/29/13 19:35	1
Chrysene	13 J		39	8.9	ug/Kg	0	03/26/13 07:35	03/29/13 19:35	1
Dibenz(a,h)anthracene	<39		39	11	ug/Kg	0	03/26/13 07:35	03/29/13 19:35	1
Dibenzofuran	<200		200	48	ug/Kg	0	03/26/13 07:35	03/29/13 19:35	1
Diethyl phthalate	<200		200	66	ug/Kg	0	03/26/13 07:35	03/29/13 19:35	1
Dimethyl phthalate	<200		200	49	ug/Kg	0	03/26/13 07:35	03/29/13 19:35	1
Di-n-butyl phthalate	<200		200	50	ug/Kg	0	03/26/13 07:35	03/29/13 19:35	1
Di-n-octyl phthalate	<200		200	80	ug/Kg	0	03/26/13 07:35	03/29/13 19:35	1
Fluoranthene	23 J		39	16	ug/Kg	0	03/26/13 07:35	03/29/13 19:35	1
Fluorene	<39		39	9.0	ug/Kg	0	03/26/13 07:35	03/29/13 19:35	1
Hexachlorobenzene	<80		80	7.8	ug/Kg	0	03/26/13 07:35	03/29/13 19:35	1
Hexachlorobutadiene	<200		200	52	ug/Kg	0	03/26/13 07:35	03/29/13 19:35	1
Hexachlorocyclopentadiene	<800		800	180	ug/Kg	0	03/26/13 07:35	03/29/13 19:35	1
Hexachloroethane	<200		200	42	ug/Kg	0	03/26/13 07:35	03/29/13 19:35	1

TestAmerica Chicago

Client Sample Results

Client: Weston Solutions, Inc.
 Project/Site: IDOT - IL Rt. 59, West Chicago - 078

TestAmerica Job ID: 500-55430-1

Client Sample ID: WG-1(0-7)-032213

Lab Sample ID: 500-55430-15

Date Collected: 03/22/13 13:15

Matrix: Solid

Date Received: 03/22/13 15:50

Percent Solids: 81.2

Method: 8270D - Semivolatile Organic Compounds (GC/MS) (Continued)

Analyte	Result	Qualifier	RL	MDL	Unit	D	Prepared	Analyzed	Dil Fac
Indeno[1,2,3-cd]pyrene	<39		39	13	ug/Kg	0	03/26/13 07:35	03/29/13 19:35	1
Isophorone	<200		200	44	ug/Kg	0	03/26/13 07:35	03/29/13 19:35	1
Naphthalene	<39		39	7.6	ug/Kg	0	03/26/13 07:35	03/29/13 19:35	1
Nitrobenzene	<39		39	12	ug/Kg	0	03/26/13 07:35	03/29/13 19:35	1
N-Nitrosodi-n-propylamine	<200		200	50	ug/Kg	0	03/26/13 07:35	03/29/13 19:35	1
N-Nitrosodiphenylamine	<200		200	54	ug/Kg	0	03/26/13 07:35	03/29/13 19:35	1
Pentachlorophenol	<800		800	200	ug/Kg	0	03/26/13 07:35	03/29/13 19:35	1
Phenanthrene	<39		39	17	ug/Kg	0	03/26/13 07:35	03/29/13 19:35	1
Phenol	<200		200	63	ug/Kg	0	03/26/13 07:35	03/29/13 19:35	1
Pyrene	18	J	39	14	ug/Kg	0	03/26/13 07:35	03/29/13 19:35	1
Surrogates									
	%Recovery	Qualifier	Limits				Prepared	Analyzed	Dil Fac
2,4,6-Tribromophenol	74		35 - 137				03/26/13 07:35	03/29/13 19:35	1
2-Fluorobiphenyl	78		30 - 119				03/26/13 07:35	03/29/13 19:35	1
2-Fluorophenol	63		30 - 110				03/26/13 07:35	03/29/13 19:35	1
Nitrobenzene-d5	71		30 - 115				03/26/13 07:35	03/29/13 19:35	1
Phenol-d5	70		31 - 110				03/26/13 07:35	03/29/13 19:35	1
Terphenyl-d14	65		36 - 134				03/26/13 07:35	03/29/13 19:35	1

Method: 6010B - Metals (ICP) - TCLP

Analyte	Result	Qualifier	RL	MDL	Unit	D	Prepared	Analyzed	Dil Fac
Barium	0.67		0.50	0.010	mg/L		04/01/13 15:00	04/02/13 12:20	1
Beryllium	<0.0040		0.0040	0.0040	mg/L		04/01/13 15:00	04/02/13 12:20	1
Cadmium	<0.0050		0.0050	0.0020	mg/L		04/01/13 15:00	04/02/13 12:20	1
Chromium	<0.025		0.025	0.010	mg/L		04/01/13 15:00	04/02/13 12:20	1
Cobalt	<0.025		0.025	0.0050	mg/L		04/01/13 15:00	04/02/13 12:20	1
Copper	<0.025		0.025	0.010	mg/L		04/01/13 15:00	04/02/13 12:20	1
Iron	<0.20		0.20	0.20	mg/L		04/01/13 15:00	04/02/13 12:20	1
Lead	<0.0075		0.0075	0.0050	mg/L		04/01/13 15:00	04/02/13 12:20	1
Manganese	0.23		0.025	0.010	mg/L		04/01/13 15:00	04/02/13 12:20	1
Nickel	<0.025		0.025	0.010	mg/L		04/01/13 15:00	04/02/13 12:20	1
Selenium	<0.050		0.050	0.010	mg/L		04/01/13 15:00	04/02/13 12:20	1
Silver	<0.025		0.025	0.0050	mg/L		04/01/13 15:00	04/02/13 12:20	1
Zinc	0.042	J	0.10	0.020	mg/L		04/01/13 15:00	04/02/13 12:20	1

Method: 6010B - Metals (ICP) - SPLP East

Analyte	Result	Qualifier	RL	MDL	Unit	D	Prepared	Analyzed	Dil Fac
Barium	0.15	J	0.50	0.010	mg/L		04/01/13 15:00	04/02/13 12:19	1
Beryllium	<0.0040		0.0040	0.0040	mg/L		04/01/13 15:00	04/02/13 12:19	1
Cadmium	<0.0050		0.0050	0.0020	mg/L		04/01/13 15:00	04/02/13 12:19	1
Chromium	0.014	J	0.025	0.010	mg/L		04/01/13 15:00	04/02/13 12:19	1
Cobalt	<0.025		0.025	0.0050	mg/L		04/01/13 15:00	04/02/13 12:19	1
Copper	0.016	J	0.025	0.010	mg/L		04/01/13 15:00	04/02/13 12:19	1
Iron	9.7		0.20	0.20	mg/L		04/01/13 15:00	04/02/13 12:19	1
Lead	<0.0075		0.0075	0.0050	mg/L		04/01/13 15:00	04/02/13 12:19	1
Manganese	0.047		0.025	0.010	mg/L		04/01/13 15:00	04/02/13 12:19	1
Nickel	0.010	J	0.025	0.010	mg/L		04/01/13 15:00	04/02/13 12:19	1
Selenium	<0.050		0.050	0.010	mg/L		04/01/13 15:00	04/02/13 12:19	1
Silver	<0.025		0.025	0.0050	mg/L		04/01/13 15:00	04/02/13 12:19	1
Zinc	0.049	J	0.10	0.020	mg/L		04/01/13 15:00	04/02/13 12:19	1

TestAmerica Chicago

Client Sample Results

Client: Weston Solutions, Inc.
 Project/Site: IDOT - IL Rt. 59, West Chicago - 078

TestAmerica Job ID: 500-55430-1

Client Sample ID: WG-1(0-7)-032213

Lab Sample ID: 500-55430-15

Date Collected: 03/22/13 13:15

Matrix: Solid

Date Received: 03/22/13 15:50

Percent Solids: 81.2

Method: 6010B - Total Metals										
Analyte	Result	Qualifier	RL	MDL	Unit	D	Prepared	Analyzed	Dil Fac	
Aluminum	11000		11	2.4	mg/Kg	⊖	03/24/13 07:22	03/26/13 05:43	1	
Antimony	<1.1		1.1	0.15	mg/Kg	⊖	03/24/13 07:22	03/26/13 05:43	1	
Arsenic	7.5		0.56	0.12	mg/Kg	⊖	03/24/13 07:22	03/26/13 05:43	1	
Barium	110		0.56	0.067	mg/Kg	⊖	03/24/13 07:22	03/26/13 05:43	1	
Beryllium	0.76		0.23	0.017	mg/Kg	⊖	03/24/13 07:22	03/26/13 05:43	1	
Cadmium	0.48		0.11	0.028	mg/Kg	⊖	03/24/13 07:22	03/26/13 05:43	1	
Calcium	29000	B	11	2.0	mg/Kg	⊖	03/24/13 07:22	03/26/13 05:43	1	
Chromium	15		0.56	0.094	mg/Kg	⊖	03/24/13 07:22	03/26/13 05:43	1	
Cobalt	7.9		0.28	0.030	mg/Kg	⊖	03/24/13 07:22	03/26/13 05:43	1	
Copper	18		0.56	0.15	mg/Kg	⊖	03/24/13 07:22	03/26/13 05:43	1	
Iron	18000		11	4.9	mg/Kg	⊖	03/24/13 07:22	03/26/13 05:43	1	
Lead	23		0.28	0.097	mg/Kg	⊖	03/24/13 07:22	03/26/13 05:43	1	
Magnesium	18000	B	5.6	1.1	mg/Kg	⊖	03/24/13 07:22	03/26/13 05:43	1	
Manganese	930		5.6	0.80	mg/Kg	⊖	03/24/13 07:22	03/27/13 20:27	10	
Nickel	18		0.56	0.12	mg/Kg	⊖	03/24/13 07:22	03/26/13 05:43	1	
Potassium	1600		28	3.2	mg/Kg	⊖	03/24/13 07:22	03/26/13 05:43	1	
Selenium	<0.56		0.56	0.16	mg/Kg	⊖	03/24/13 07:22	03/26/13 05:43	1	
Silver	<0.28		0.28	0.034	mg/Kg	⊖	03/24/13 07:22	03/26/13 05:43	1	
Sodium	260	B	56	10	mg/Kg	⊖	03/24/13 07:22	03/26/13 05:43	1	
Thallium	0.36	J	0.56	0.14	mg/Kg	⊖	03/24/13 07:22	03/26/13 05:43	1	
Vanadium	24		0.28	0.043	mg/Kg	⊖	03/24/13 07:22	03/26/13 05:43	1	
Zinc	51		1.1	0.39	mg/Kg	⊖	03/24/13 07:22	03/26/13 05:43	1	

Method: 7470A - Mercury (CVAA) - TCLP										
Analyte	Result	Qualifier	RL	MDL	Unit	D	Prepared	Analyzed	Dil Fac	
Mercury	0.058	J B	0.20	0.020	ug/L		04/01/13 16:30	04/02/13 11:35	1	

Method: 7470A - Mercury (CVAA) - SPLP East										
Analyte	Result	Qualifier	RL	MDL	Unit	D	Prepared	Analyzed	Dil Fac	
Mercury	0.069	J B	0.20	0.020	ug/L		04/01/13 16:30	04/02/13 09:41	1	

Method: 7471B - Mercury in Solid or Semisolid Waste (Manual Cold Vapor Technique)										
Analyte	Result	Qualifier	RL	MDL	Unit	D	Prepared	Analyzed	Dil Fac	
Mercury	78		18	6.8	ug/Kg	⊖	03/26/13 15:15	03/27/13 10:07	1	

General Chemistry										
Analyte	Result	Qualifier	RL	MDL	Unit	D	Prepared	Analyzed	Dil Fac	
pH	8.16		0.200	0.200	SU			03/30/13 14:20	1	

TestAmerica Chicago

Client Sample Results

Client: Weston Solutions, Inc.
 Project/Site: IDOT - IL Rt. 59, West Chicago - 078

TestAmerica Job ID: 500-55430-1

Client Sample ID: WG-1(0-7)-032213D

Lab Sample ID: 500-55430-16

Date Collected: 03/22/13 13:15

Matrix: Solid

Date Received: 03/22/13 15:50

Percent Solids: 81.7

Method: 8260B - VOC									
Analyte	Result	Qualifier	RL	MDL	Unit	D	Prepared	Analyzed	Dil Fac
Acetone	<6.1		6.1	2.6	ug/Kg	0		04/01/13 23:25	1
Benzene	<6.1		6.1	0.84	ug/Kg	0		04/01/13 23:25	1
Bromodichloromethane	<6.1		6.1	1.1	ug/Kg	0		04/01/13 23:25	1
Bromoform	<6.1		6.1	1.4	ug/Kg	0		04/01/13 23:25	1
Bromomethane	<6.1		6.1	1.8	ug/Kg	0		04/01/13 23:25	1
Carbon disulfide	<6.1		6.1	0.91	ug/Kg	0		04/01/13 23:25	1
Carbon tetrachloride	<6.1		6.1	1.1	ug/Kg	0		04/01/13 23:25	1
Chlorobenzene	<6.1		6.1	0.62	ug/Kg	0		04/01/13 23:25	1
Chloroethane	<6.1		6.1	1.7	ug/Kg	0		04/01/13 23:25	1
Chloroform	<6.1		6.1	0.70	ug/Kg	0		04/01/13 23:25	1
Chloromethane	<6.1		6.1	1.3	ug/Kg	0		04/01/13 23:25	1
cis-1,2-Dichloroethene	<6.1		6.1	0.87	ug/Kg	0		04/01/13 23:25	1
cis-1,3-Dichloropropene	<6.1		6.1	0.80	ug/Kg	0		04/01/13 23:25	1
Dibromochloromethane	<6.1		6.1	1.1	ug/Kg	0		04/01/13 23:25	1
1,1-Dichloroethane	<6.1		6.1	0.97	ug/Kg	0		04/01/13 23:25	1
1,2-Dichloroethane	<6.1		6.1	0.91	ug/Kg	0		04/01/13 23:25	1
1,1-Dichloroethene	<6.1		6.1	0.99	ug/Kg	0		04/01/13 23:25	1
1,2-Dichloropropane	<6.1		6.1	0.93	ug/Kg	0		04/01/13 23:25	1
1,3-Dichloropropene, Total	<6.1		6.1	0.80	ug/Kg	0		04/01/13 23:25	1
Ethylbenzene	<6.1		6.1	1.2	ug/Kg	0		04/01/13 23:25	1
2-Hexanone	<6.1		6.1	1.8	ug/Kg	0		04/01/13 23:25	1
Methylene Chloride	<6.1		6.1	1.7	ug/Kg	0		04/01/13 23:25	1
Methyl Ethyl Ketone	<6.1		6.1	2.2	ug/Kg	0		04/01/13 23:25	1
methyl isobutyl ketone	<6.1		6.1	1.6	ug/Kg	0		04/01/13 23:25	1
Methyl tert-butyl ether	<6.1		6.1	1.0	ug/Kg	0		04/01/13 23:25	1
Styrene	<6.1		6.1	0.80	ug/Kg	0		04/01/13 23:25	1
1,1,2,2-Tetrachloroethane	<6.1		6.1	1.2	ug/Kg	0		04/01/13 23:25	1
Tetrachloroethene	<6.1		6.1	0.94	ug/Kg	0		04/01/13 23:25	1
Toluene	<6.1		6.1	0.86	ug/Kg	0		04/01/13 23:25	1
trans-1,2-Dichloroethene	<6.1		6.1	0.84	ug/Kg	0		04/01/13 23:25	1
trans-1,3-Dichloropropene	<6.1		6.1	1.1	ug/Kg	0		04/01/13 23:25	1
1,1,1-Trichloroethane	<6.1		6.1	0.91	ug/Kg	0		04/01/13 23:25	1
1,1,2-Trichloroethane	<6.1		6.1	0.83	ug/Kg	0		04/01/13 23:25	1
Trichloroethene	<6.1		6.1	1.0	ug/Kg	0		04/01/13 23:25	1
Vinyl chloride	<6.1		6.1	1.3	ug/Kg	0		04/01/13 23:25	1
Xylenes, Total	<12		12	0.55	ug/Kg	0		04/01/13 23:25	1
Surrogate	%Recovery	Qualifier	Limits				Prepared	Analyzed	Dil Fac
4-Bromofluorobenzene (Surr)	105		70 - 122					04/01/13 23:25	1
Dibromofluoromethane	100		75 - 120					04/01/13 23:25	1
1,2-Dichloroethane-d4 (Surr)	102		70 - 134					04/01/13 23:25	1
Toluene-d8 (Surr)	110		75 - 122					04/01/13 23:25	1

Method: 8270D - Semivolatile Organic Compounds (GC/MS)									
Analyte	Result	Qualifier	RL	MDL	Unit	D	Prepared	Analyzed	Dil Fac
1,2,4-Trichlorobenzene	<200		200	44	ug/Kg	0	03/26/13 07:35	03/29/13 19:57	1
1,2-Dichlorobenzene	<200		200	42	ug/Kg	0	03/26/13 07:35	03/29/13 19:57	1
1,3-Dichlorobenzene	<200		200	41	ug/Kg	0	03/26/13 07:35	03/29/13 19:57	1
1,4-Dichlorobenzene	<200		200	41	ug/Kg	0	03/26/13 07:35	03/29/13 19:57	1
2,2'-oxybis[1-chloropropane]	<200		200	43	ug/Kg	0	03/26/13 07:35	03/29/13 19:57	1

TestAmerica Chicago

Client Sample Results

Client: Weston Solutions, Inc.
 Project/Site: IDOT - IL Rt. 59, West Chicago - 078

TestAmerica Job ID: 500-55430-1

Client Sample ID: WG-1(0-7)-032213D

Lab Sample ID: 500-55430-16

Date Collected: 03/22/13 13:15

Matrix: Solid

Date Received: 03/22/13 15:50

Percent Solids: 81.7

Method: 8270D - Semivolatile Organic Compounds (GC/MS) (Continued)									
Analyte	Result	Qualifier	RL	MDL	Unit	D	Prepared	Analyzed	Dil Fac
2,4,5-Trichlorophenol	<390		390	110	ug/Kg	0	03/26/13 07:35	03/29/13 19:57	1
2,4,6-Trichlorophenol	<390		390	49	ug/Kg	0	03/26/13 07:35	03/29/13 19:57	1
2,4-Dichlorophenol	<390		390	120	ug/Kg	0	03/26/13 07:35	03/29/13 19:57	1
2,4-Dimethylphenol	<390		390	120	ug/Kg	0	03/26/13 07:35	03/29/13 19:57	1
2,4-Dinitrophenol	<780		780	200	ug/Kg	0	03/26/13 07:35	03/29/13 19:57	1
2,4-Dinitrotoluene	<200		200	60	ug/Kg	0	03/26/13 07:35	03/29/13 19:57	1
2,6-Dinitrotoluene	<200		200	46	ug/Kg	0	03/26/13 07:35	03/29/13 19:57	1
2-Chloronaphthalene	<200		200	44	ug/Kg	0	03/26/13 07:35	03/29/13 19:57	1
2-Chlorophenol	<200		200	56	ug/Kg	0	03/26/13 07:35	03/29/13 19:57	1
2-Methylnaphthalene	<200		200	50	ug/Kg	0	03/26/13 07:35	03/29/13 19:57	1
2-Methylphenol	<200		200	52	ug/Kg	0	03/26/13 07:35	03/29/13 19:57	1
2-Nitroaniline	<200		200	70	ug/Kg	0	03/26/13 07:35	03/29/13 19:57	1
2-Nitrophenol	<390		390	61	ug/Kg	0	03/26/13 07:35	03/29/13 19:57	1
3 & 4 Methylphenol	<200		200	74	ug/Kg	0	03/26/13 07:35	03/29/13 19:57	1
3,3'-Dichlorobenzidine	<200	*	200	32	ug/Kg	0	03/26/13 07:35	03/29/13 19:57	1
3-Nitroaniline	<390	*	390	75	ug/Kg	0	03/26/13 07:35	03/29/13 19:57	1
4,6-Dinitro-2-methylphenol	<390		390	94	ug/Kg	0	03/26/13 07:35	03/29/13 19:57	1
4-Bromophenyl phenyl ether	<200		200	43	ug/Kg	0	03/26/13 07:35	03/29/13 19:57	1
4-Chloro-3-methylphenol	<390		390	190	ug/Kg	0	03/26/13 07:35	03/29/13 19:57	1
4-Chloroaniline	<780	*	780	120	ug/Kg	0	03/26/13 07:35	03/29/13 19:57	1
4-Chlorophenyl phenyl ether	<200		200	61	ug/Kg	0	03/26/13 07:35	03/29/13 19:57	1
4-Nitroaniline	<390		390	80	ug/Kg	0	03/26/13 07:35	03/29/13 19:57	1
4-Nitrophenol	<780		780	210	ug/Kg	0	03/26/13 07:35	03/29/13 19:57	1
Acenaphthene	<39		39	12	ug/Kg	0	03/26/13 07:35	03/29/13 19:57	1
Acenaphthylene	<39		39	8.9	ug/Kg	0	03/26/13 07:35	03/29/13 19:57	1
Anthracene	<39		39	9.1	ug/Kg	0	03/26/13 07:35	03/29/13 19:57	1
Benzo[a]anthracene	69		39	8.1	ug/Kg	0	03/26/13 07:35	03/29/13 19:57	1
Benzo[a]pyrene	61		39	7.1	ug/Kg	0	03/26/13 07:35	03/29/13 19:57	1
Benzo[b]fluoranthene	85		39	7.5	ug/Kg	0	03/26/13 07:35	03/29/13 19:57	1
Benzo[g,h,i]perylene	73		39	13	ug/Kg	0	03/26/13 07:35	03/29/13 19:57	1
Benzo[k]fluoranthene	40		39	9.3	ug/Kg	0	03/26/13 07:35	03/29/13 19:57	1
Bis(2-chloroethoxy)methane	<200		200	43	ug/Kg	0	03/26/13 07:35	03/29/13 19:57	1
Bis(2-chloroethyl)ether	<200		200	58	ug/Kg	0	03/26/13 07:35	03/29/13 19:57	1
Bis(2-ethoxyethyl) phthalate	<200		200	51	ug/Kg	0	03/26/13 07:35	03/29/13 19:57	1
Butyl benzyl phthalate	<200		200	49	ug/Kg	0	03/26/13 07:35	03/29/13 19:57	1
Carbazole	<200		200	55	ug/Kg	0	03/26/13 07:35	03/29/13 19:57	1
Chrysene	81		39	8.8	ug/Kg	0	03/26/13 07:35	03/29/13 19:57	1
Dibenz[a,h]anthracene	15 J		39	11	ug/Kg	0	03/26/13 07:35	03/29/13 19:57	1
Dibenzofuran	<200		200	47	ug/Kg	0	03/26/13 07:35	03/29/13 19:57	1
Diethyl phthalate	<200		200	65	ug/Kg	0	03/26/13 07:35	03/29/13 19:57	1
Dimethyl phthalate	<200		200	49	ug/Kg	0	03/26/13 07:35	03/29/13 19:57	1
Di-n-butyl phthalate	<200		200	49	ug/Kg	0	03/26/13 07:35	03/29/13 19:57	1
Di-n-octyl phthalate	<200		200	79	ug/Kg	0	03/26/13 07:35	03/29/13 19:57	1
Fluoranthene	150		39	16	ug/Kg	0	03/26/13 07:35	03/29/13 19:57	1
Fluorene	<39		39	8.8	ug/Kg	0	03/26/13 07:35	03/29/13 19:57	1
Hexachlorobenzene	<78		78	7.7	ug/Kg	0	03/26/13 07:35	03/29/13 19:57	1
Hexachlorobutadiene	<200		200	51	ug/Kg	0	03/26/13 07:35	03/29/13 19:57	1
Hexachlorocyclopentadiene	<780		780	180	ug/Kg	0	03/26/13 07:35	03/29/13 19:57	1
Hexachloroethane	<200		200	41	ug/Kg	0	03/26/13 07:35	03/29/13 19:57	1

TestAmerica Chicago

Client Sample Results

Client: Weston Solutions, Inc.
 Project/Site: IDOT - IL Rt. 59, West Chicago - 078

TestAmerica Job ID: 500-55430-1

Client Sample ID: WG-1(0-7)-032213D

Lab Sample ID: 500-55430-16

Date Collected: 03/22/13 13:15

Matrix: Solid

Date Received: 03/22/13 15:50

Percent Solids: 81.7

Method: 8270D - Semivolatile Organic Compounds (GC/MS) (Continued)

Analyte	Result	Qualifier	RL	MDL	Unit	D	Prepared	Analyzed	Dil Fac
Indeno[1,2,3-cd]pyrene	42		39	13	ug/Kg	0	03/26/13 07:35	03/29/13 19:57	1
Isophorone	<200		200	43	ug/Kg	0	03/26/13 07:35	03/29/13 19:57	1
Naphthalene	<39		39	7.5	ug/Kg	0	03/26/13 07:35	03/29/13 19:57	1
Nitrobenzene	<39		39	12	ug/Kg	0	03/26/13 07:35	03/29/13 19:57	1
N-Nitrosodi-n-propylamine	<200		200	49	ug/Kg	0	03/26/13 07:35	03/29/13 19:57	1
N-Nitrosodiphenylamine	<200		200	53	ug/Kg	0	03/26/13 07:35	03/29/13 19:57	1
Pentachlorophenol	<780		780	200	ug/Kg	0	03/26/13 07:35	03/29/13 19:57	1
Phenanthrene	48		39	16	ug/Kg	0	03/26/13 07:35	03/29/13 19:57	1
Phenol	<200		200	62	ug/Kg	0	03/26/13 07:35	03/29/13 19:57	1
Pyrene	110		39	14	ug/Kg	0	03/26/13 07:35	03/29/13 19:57	1

Surrogate	%Recovery	Qualifier	Limits	Prepared	Analyzed	Dil Fac
2,4,6-Tribromophenol	80		35 - 137	03/26/13 07:35	03/29/13 19:57	1
2-Fluorobiphenyl	81		30 - 119	03/26/13 07:35	03/29/13 19:57	1
2-Fluorophenol	70		30 - 110	03/26/13 07:35	03/29/13 19:57	1
Nitrobenzene-d5	75		30 - 115	03/26/13 07:35	03/29/13 19:57	1
Phenol-d5	77		31 - 110	03/26/13 07:35	03/29/13 19:57	1
Terphenyl-d14	70		36 - 134	03/26/13 07:35	03/29/13 19:57	1

Method: 6010B - Metals (ICP) - TCLP

Analyte	Result	Qualifier	RL	MDL	Unit	D	Prepared	Analyzed	Dil Fac
Barium	0.67		0.50	0.010	mg/L		04/01/13 15:00	04/02/13 12:41	1
Beryllium	<0.0040		0.0040	0.0040	mg/L		04/01/13 15:00	04/02/13 12:41	1
Cadmium	<0.0050		0.0050	0.0020	mg/L		04/01/13 15:00	04/02/13 12:41	1
Chromium	<0.025		0.025	0.010	mg/L		04/01/13 15:00	04/02/13 12:41	1
Cobalt	<0.025		0.025	0.0050	mg/L		04/01/13 15:00	04/02/13 12:41	1
Copper	<0.025		0.025	0.010	mg/L		04/01/13 15:00	04/02/13 12:41	1
Iron	<0.20		0.20	0.20	mg/L		04/01/13 15:00	04/02/13 12:41	1
Lead	<0.0075		0.0075	0.0050	mg/L		04/01/13 15:00	04/02/13 12:41	1
Manganese	0.44		0.025	0.010	mg/L		04/01/13 15:00	04/02/13 12:41	1
Nickel	<0.025		0.025	0.010	mg/L		04/01/13 15:00	04/02/13 12:41	1
Selenium	<0.050		0.050	0.010	mg/L		04/01/13 15:00	04/02/13 12:41	1
Silver	<0.025		0.025	0.0050	mg/L		04/01/13 15:00	04/02/13 12:41	1
Zinc	0.029	J	0.10	0.020	mg/L		04/01/13 15:00	04/02/13 12:41	1

Method: 6010B - Metals (ICP) - SPLP East

Analyte	Result	Qualifier	RL	MDL	Unit	D	Prepared	Analyzed	Dil Fac
Barium	0.14	J	0.50	0.010	mg/L		04/01/13 15:00	04/02/13 12:23	1
Beryllium	<0.0040		0.0040	0.0040	mg/L		04/01/13 15:00	04/02/13 12:23	1
Cadmium	<0.0050		0.0050	0.0020	mg/L		04/01/13 15:00	04/02/13 12:23	1
Chromium	<0.025		0.025	0.010	mg/L		04/01/13 15:00	04/02/13 12:23	1
Cobalt	<0.025		0.025	0.0050	mg/L		04/01/13 15:00	04/02/13 12:23	1
Copper	0.012	J	0.025	0.010	mg/L		04/01/13 15:00	04/02/13 12:23	1
Iron	4.5		0.20	0.20	mg/L		04/01/13 15:00	04/02/13 12:23	1
Lead	<0.0075		0.0075	0.0050	mg/L		04/01/13 15:00	04/02/13 12:23	1
Manganese	0.029		0.025	0.010	mg/L		04/01/13 15:00	04/02/13 12:23	1
Nickel	<0.025		0.025	0.010	mg/L		04/01/13 15:00	04/02/13 12:23	1
Selenium	<0.050		0.050	0.010	mg/L		04/01/13 15:00	04/02/13 12:23	1
Silver	<0.025		0.025	0.0050	mg/L		04/01/13 15:00	04/02/13 12:23	1
Zinc	0.033	J	0.10	0.020	mg/L		04/01/13 15:00	04/02/13 12:23	1

TestAmerica Chicago

Client Sample Results

Client: Weston Solutions, Inc.
 Project/Site: IDOT - IL Rt. 59, West Chicago - 078

TestAmerica Job ID: 500-55430-1

Client Sample ID: WG-1(0-7)-032213D

Lab Sample ID: 500-55430-16

Date Collected: 03/22/13 13:15

Matrix: Solid

Date Received: 03/22/13 15:50

Percent Solids: 81.7

Method: 6010B - Total Metals

Analyte	Result	Qualifier	RL	MDL	Unit	D	Prepared	Analyzed	Dil Fac
Aluminum	10000		12	2.5	mg/Kg	☉	03/24/13 07:22	03/26/13 05:49	1
Antimony	<1.2		1.2	0.16	mg/Kg	☉	03/24/13 07:22	03/26/13 05:49	1
Arsenic	6.7		0.59	0.13	mg/Kg	☉	03/24/13 07:22	03/26/13 05:49	1
Barium	110		0.59	0.070	mg/Kg	☉	03/24/13 07:22	03/26/13 05:49	1
Beryllium	0.68		0.23	0.017	mg/Kg	☉	03/24/13 07:22	03/26/13 05:49	1
Cadmium	0.38		0.12	0.029	mg/Kg	☉	03/24/13 07:22	03/26/13 05:49	1
Calcium	20000	B	12	2.1	mg/Kg	☉	03/24/13 07:22	03/26/13 05:49	1
Chromium	14		0.59	0.098	mg/Kg	☉	03/24/13 07:22	03/26/13 05:49	1
Cobalt	8.8		0.29	0.031	mg/Kg	☉	03/24/13 07:22	03/26/13 05:49	1
Copper	17		0.59	0.16	mg/Kg	☉	03/24/13 07:22	03/26/13 05:49	1
Iron	17000		12	5.1	mg/Kg	☉	03/24/13 07:22	03/26/13 05:49	1
Lead	24		0.29	0.10	mg/Kg	☉	03/24/13 07:22	03/26/13 05:49	1
Magnesium	13000	B	5.9	1.1	mg/Kg	☉	03/24/13 07:22	03/26/13 05:49	1
Manganese	1000		5.9	0.83	mg/Kg	☉	03/24/13 07:22	03/27/13 20:31	10
Nickel	17		0.59	0.13	mg/Kg	☉	03/24/13 07:22	03/26/13 05:49	1
Potassium	1300		29	3.3	mg/Kg	☉	03/24/13 07:22	03/26/13 05:49	1
Selenium	0.30	J	0.59	0.17	mg/Kg	☉	03/24/13 07:22	03/26/13 05:49	1
Silver	<0.29		0.29	0.035	mg/Kg	☉	03/24/13 07:22	03/26/13 05:49	1
Sodium	230	B	59	11	mg/Kg	☉	03/24/13 07:22	03/26/13 05:49	1
Thallium	0.40	J	0.59	0.15	mg/Kg	☉	03/24/13 07:22	03/26/13 05:49	1
Vanadium	22		0.29	0.044	mg/Kg	☉	03/24/13 07:22	03/26/13 05:49	1
Zinc	49		1.2	0.40	mg/Kg	☉	03/24/13 07:22	03/26/13 05:49	1

Method: 7470A - Mercury (CVAA) - TCLP

Analyte	Result	Qualifier	RL	MDL	Unit	D	Prepared	Analyzed	Dil Fac
Mercury	0.057	J B	0.20	0.020	ug/L		04/01/13 16:30	04/02/13 11:37	1

Method: 7470A - Mercury (CVAA) - SPLP East

Analyte	Result	Qualifier	RL	MDL	Unit	D	Prepared	Analyzed	Dil Fac
Mercury	0.066	J B	0.20	0.020	ug/L		04/01/13 16:30	04/02/13 09:43	1

Method: 7471B - Mercury in Solid or Semisolid Waste (Manual Cold Vapor Technique)

Analyte	Result	Qualifier	RL	MDL	Unit	D	Prepared	Analyzed	Dil Fac
Mercury	47		20	7.4	ug/Kg	☉	03/26/13 15:15	03/27/13 10:09	1

General Chemistry

Analyte	Result	Qualifier	RL	MDL	Unit	D	Prepared	Analyzed	Dil Fac
pH	8.05		0.200	0.200	SU			03/30/13 14:22	1

- 1
- 2
- 3
- 4
- 5
- 6
- 7
- 8
- 9
- 10
- 11
- 12
- 13
- 14
- 15

TestAmerica Chicago

Client Sample Results

Client: Weston Solutions, Inc.
 Project/Site: IDOT - IL Rt. 59, West Chicago - 078

TestAmerica Job ID: 500-55430-1

Client Sample ID: WG-1(7-15)-032213

Lab Sample ID: 500-55430-17

Date Collected: 03/22/13 13:25

Matrix: Solid

Date Received: 03/22/13 15:50

Percent Solids: 85.5

Method: 8260B - VOC										
Analyte	Result	Qualifier	RL	MDL	Unit	D	Prepared	Analyzed	Dil Fac	
Acetone	<5.8		5.8	2.5	ug/Kg	0		04/01/13 23:48	1	
Benzene	<5.8		5.8	0.80	ug/Kg	0		04/01/13 23:48	1	
Bromodichloromethane	<5.8		5.8	1.0	ug/Kg	0		04/01/13 23:48	1	
Bromoform	<5.8		5.8	1.3	ug/Kg	0		04/01/13 23:48	1	
Bromomethane	<5.8		5.8	1.8	ug/Kg	0		04/01/13 23:48	1	
Carbon disulfide	<5.8		5.8	0.87	ug/Kg	0		04/01/13 23:48	1	
Carbon tetrachloride	<5.8		5.8	1.1	ug/Kg	0		04/01/13 23:48	1	
Chlorobenzene	<5.8		5.8	0.59	ug/Kg	0		04/01/13 23:48	1	
Chloroethane	<5.8		5.8	1.6	ug/Kg	0		04/01/13 23:48	1	
Chloroform	<5.8		5.8	0.67	ug/Kg	0		04/01/13 23:48	1	
Chloromethane	<5.8		5.8	1.2	ug/Kg	0		04/01/13 23:48	1	
cis-1,2-Dichloroethene	<5.8		5.8	0.83	ug/Kg	0		04/01/13 23:48	1	
cis-1,3-Dichloropropene	<5.8		5.8	0.77	ug/Kg	0		04/01/13 23:48	1	
Dibromochloromethane	<5.8		5.8	1.0	ug/Kg	0		04/01/13 23:48	1	
1,1-Dichloroethane	<5.8		5.8	0.93	ug/Kg	0		04/01/13 23:48	1	
1,2-Dichloroethane	<5.8		5.8	0.87	ug/Kg	0		04/01/13 23:48	1	
1,1-Dichloroethene	<5.8		5.8	0.95	ug/Kg	0		04/01/13 23:48	1	
1,2-Dichloropropane	<5.8		5.8	0.89	ug/Kg	0		04/01/13 23:48	1	
1,3-Dichloropropene, Total	<5.8		5.8	0.77	ug/Kg	0		04/01/13 23:48	1	
Ethylbenzene	<5.8		5.8	1.2	ug/Kg	0		04/01/13 23:48	1	
2-Hexanone	<5.8		5.8	1.7	ug/Kg	0		04/01/13 23:48	1	
Methylene Chloride	<5.8		5.8	1.6	ug/Kg	0		04/01/13 23:48	1	
Methyl Ethyl Ketone	<5.8		5.8	2.1	ug/Kg	0		04/01/13 23:48	1	
methyl isobutyl ketone	<5.8		5.8	1.5	ug/Kg	0		04/01/13 23:48	1	
Methyl tert-butyl ether	<5.8		5.8	0.97	ug/Kg	0		04/01/13 23:48	1	
Styrene	<5.8		5.8	0.77	ug/Kg	0		04/01/13 23:48	1	
1,1,2,2-Tetrachloroethane	<5.8		5.8	1.2	ug/Kg	0		04/01/13 23:48	1	
Tetrachloroethene	<5.8		5.8	0.89	ug/Kg	0		04/01/13 23:48	1	
Toluene	<5.8		5.8	0.82	ug/Kg	0		04/01/13 23:48	1	
trans-1,2-Dichloroethene	<5.8		5.8	0.80	ug/Kg	0		04/01/13 23:48	1	
trans-1,3-Dichloropropene	<5.8		5.8	1.0	ug/Kg	0		04/01/13 23:48	1	
1,1,1-Trichloroethane	<5.8		5.8	0.87	ug/Kg	0		04/01/13 23:48	1	
1,1,2-Trichloroethane	<5.8		5.8	0.80	ug/Kg	0		04/01/13 23:48	1	
Trichloroethene	<5.8		5.8	0.97	ug/Kg	0		04/01/13 23:48	1	
Vinyl chloride	<5.8		5.8	1.2	ug/Kg	0		04/01/13 23:48	1	
Xylenes, Total	<12		12	0.53	ug/Kg	0		04/01/13 23:48	1	
Surrogate	%Recovery	Qualifier	Limits			Prepared	Analyzed	Dil Fac		
4-Bromofluorobenzene (Surr)	104		70 - 122				04/01/13 23:48	1		
Dibromofluoromethane	110		75 - 120				04/01/13 23:48	1		
1,2-Dichloroethane-d4 (Surr)	108		70 - 134				04/01/13 23:48	1		
Toluene-d8 (Surr)	112		75 - 122				04/01/13 23:48	1		

Method: 8270D - Semivolatile Organic Compounds (GC/MS)										
Analyte	Result	Qualifier	RL	MDL	Unit	D	Prepared	Analyzed	Dil Fac	
1,2,4-Trichlorobenzene	<190		190	43	ug/Kg	0	03/26/13 07:35	03/29/13 20:18	1	
1,2-Dichlorobenzene	<190		190	42	ug/Kg	0	03/26/13 07:35	03/29/13 20:18	1	
1,3-Dichlorobenzene	<190		190	40	ug/Kg	0	03/26/13 07:35	03/29/13 20:18	1	
1,4-Dichlorobenzene	<190		190	40	ug/Kg	0	03/26/13 07:35	03/29/13 20:18	1	
2,2'-oxybis[1-chloropropane]	<190		190	43	ug/Kg	0	03/26/13 07:35	03/29/13 20:18	1	

TestAmerica Chicago

Client Sample Results

Client: Weston Solutions, Inc.
 Project/Site: IDOT - IL Rt. 59, West Chicago - 078

TestAmerica Job ID: 500-55430-1

Client Sample ID: WG-1(7-15)-032213

Lab Sample ID: 500-55430-17

Date Collected: 03/22/13 13:25

Matrix: Solid

Date Received: 03/22/13 15:50

Percent Solids: 85.5

Method: 8270D - Semivolatile Organic Compounds (GC/MS) (Continued)

Analyte	Result	Qualifier	RL	MDL	Unit	D	Prepared	Analyzed	Dil Fac
2,4,5-Trichlorophenol	<380		380	110	ug/Kg	☉	03/26/13 07:35	03/29/13 20:18	1
2,4,6-Trichlorophenol	<380		380	48	ug/Kg	☉	03/26/13 07:35	03/29/13 20:18	1
2,4-Dichlorophenol	<380		380	120	ug/Kg	☉	03/26/13 07:35	03/29/13 20:18	1
2,4-Dimethylphenol	<380		380	120	ug/Kg	☉	03/26/13 07:35	03/29/13 20:18	1
2,4-Dinitrophenol	<770		770	200	ug/Kg	☉	03/26/13 07:35	03/29/13 20:18	1
2,4-Dinitrotoluene	<190		190	59	ug/Kg	☉	03/26/13 07:35	03/29/13 20:18	1
2,6-Dinitrotoluene	<190		190	46	ug/Kg	☉	03/26/13 07:35	03/29/13 20:18	1
2-Chloronaphthalene	<190		190	43	ug/Kg	☉	03/26/13 07:35	03/29/13 20:18	1
2-Chlorophenol	<190		190	55	ug/Kg	☉	03/26/13 07:35	03/29/13 20:18	1
2-Methylnaphthalene	<190		190	50	ug/Kg	☉	03/26/13 07:35	03/29/13 20:18	1
2-Methylphenol	<190		190	51	ug/Kg	☉	03/26/13 07:35	03/29/13 20:18	1
2-Nitroaniline	<190		190	69	ug/Kg	☉	03/26/13 07:35	03/29/13 20:18	1
2-Nitrophenol	<380		380	60	ug/Kg	☉	03/26/13 07:35	03/29/13 20:18	1
3 & 4 Methylphenol	<190		190	73	ug/Kg	☉	03/26/13 07:35	03/29/13 20:18	1
3,3'-Dichlorobenzidine	<190	*	190	32	ug/Kg	☉	03/26/13 07:35	03/29/13 20:18	1
3-Nitroaniline	<380	*	380	74	ug/Kg	☉	03/26/13 07:35	03/29/13 20:18	1
4,6-Dinitro-2-methylphenol	<380		380	93	ug/Kg	☉	03/26/13 07:35	03/29/13 20:18	1
4-Bromophenyl phenyl ether	<190		190	43	ug/Kg	☉	03/26/13 07:35	03/29/13 20:18	1
4-Chloro-3-methylphenol	<380		380	180	ug/Kg	☉	03/26/13 07:35	03/29/13 20:18	1
4-Chloroaniline	<770	*	770	120	ug/Kg	☉	03/26/13 07:35	03/29/13 20:18	1
4-Chlorophenyl phenyl ether	<190		190	60	ug/Kg	☉	03/26/13 07:35	03/29/13 20:18	1
4-Nitroaniline	<380		380	79	ug/Kg	☉	03/26/13 07:35	03/29/13 20:18	1
4-Nitrophenol	<770		770	210	ug/Kg	☉	03/26/13 07:35	03/29/13 20:18	1
Acenaphthene	<38		38	11	ug/Kg	☉	03/26/13 07:35	03/29/13 20:18	1
Acenaphthylene	<38		38	8.8	ug/Kg	☉	03/26/13 07:35	03/29/13 20:18	1
Anthracene	<38		38	9.0	ug/Kg	☉	03/26/13 07:35	03/29/13 20:18	1
Benzo[a]anthracene	<38		38	8.0	ug/Kg	☉	03/26/13 07:35	03/29/13 20:18	1
Benzo[a]pyrene	<38		38	7.0	ug/Kg	☉	03/26/13 07:35	03/29/13 20:18	1
Benzo[b]fluoranthene	<38		38	7.5	ug/Kg	☉	03/26/13 07:35	03/29/13 20:18	1
Benzo[g,h,i]perylene	<38		38	13	ug/Kg	☉	03/26/13 07:35	03/29/13 20:18	1
Benzo[k]fluoranthene	<38		38	9.2	ug/Kg	☉	03/26/13 07:35	03/29/13 20:18	1
Bis(2-chloroethoxy)methane	<190		190	42	ug/Kg	☉	03/26/13 07:35	03/29/13 20:18	1
Bis(2-chloroethyl)ether	<190		190	57	ug/Kg	☉	03/26/13 07:35	03/29/13 20:18	1
Bis(2-ethylhexyl) phthalate	<190		190	51	ug/Kg	☉	03/26/13 07:35	03/29/13 20:18	1
Butyl benzyl phthalate	<190		190	48	ug/Kg	☉	03/26/13 07:35	03/29/13 20:18	1
Carbazole	<190		190	54	ug/Kg	☉	03/26/13 07:35	03/29/13 20:18	1
Chrysene	<38		38	8.7	ug/Kg	☉	03/26/13 07:35	03/29/13 20:18	1
Dibenz[a,h]anthracene	<38		38	11	ug/Kg	☉	03/26/13 07:35	03/29/13 20:18	1
Dibenzofuran	<190		190	46	ug/Kg	☉	03/26/13 07:35	03/29/13 20:18	1
Diethyl phthalate	<190		190	64	ug/Kg	☉	03/26/13 07:35	03/29/13 20:18	1
Dimethyl phthalate	<190		190	48	ug/Kg	☉	03/26/13 07:35	03/29/13 20:18	1
Di-n-butyl phthalate	<190		190	48	ug/Kg	☉	03/26/13 07:35	03/29/13 20:18	1
Di-n-octyl phthalate	<190		190	78	ug/Kg	☉	03/26/13 07:35	03/29/13 20:18	1
Fluoranthene	<38		38	16	ug/Kg	☉	03/26/13 07:35	03/29/13 20:18	1
Fluorene	<38		38	8.7	ug/Kg	☉	03/26/13 07:35	03/29/13 20:18	1
Hexachlorobenzene	<77		77	7.6	ug/Kg	☉	03/26/13 07:35	03/29/13 20:18	1
Hexachlorobutadiene	<190		190	50	ug/Kg	☉	03/26/13 07:35	03/29/13 20:18	1
Hexachlorocyclopentadiene	<770		770	180	ug/Kg	☉	03/26/13 07:35	03/29/13 20:18	1
Hexachloroethane	<190		190	41	ug/Kg	☉	03/26/13 07:35	03/29/13 20:18	1

TestAmerica Chicago

Client Sample Results

Client: Weston Solutions, Inc.
 Project/Site: IDOT - IL Rt. 59, West Chicago - 078

TestAmerica Job ID: 500-55430-1

Client Sample ID: WG-1(7-15)-032213

Lab Sample ID: 500-55430-17

Date Collected: 03/22/13 13:25

Matrix: Solid

Date Received: 03/22/13 15:50

Percent Solids: 85.5

Method: 8270D - Semivolatile Organic Compounds (GC/MS) (Continued)

Analyte	Result	Qualifier	RL	MDL	Unit	D	Prepared	Analyzed	Dil Fac
Indeno[1,2,3-cd]pyrene	<38		38	13	ug/Kg	0	03/26/13 07:35	03/29/13 20:18	1
Isophorone	<190		190	43	ug/Kg	0	03/26/13 07:35	03/29/13 20:18	1
Naphthalene	<38		38	7.4	ug/Kg	0	03/26/13 07:35	03/29/13 20:18	1
Nitrobenzene	<38		38	12	ug/Kg	0	03/26/13 07:35	03/29/13 20:18	1
N-Nitrosodi-n-propylamine	<190		190	49	ug/Kg	0	03/26/13 07:35	03/29/13 20:18	1
N-Nitrosodiphenylamine	<190		190	52	ug/Kg	0	03/26/13 07:35	03/29/13 20:18	1
Pentachlorophenol	<770		770	200	ug/Kg	0	03/26/13 07:35	03/29/13 20:18	1
Phenanthrene	<38		38	16	ug/Kg	0	03/26/13 07:35	03/29/13 20:18	1
Phenol	<190		190	61	ug/Kg	0	03/26/13 07:35	03/29/13 20:18	1
Pyrene	<38		38	14	ug/Kg	0	03/26/13 07:35	03/29/13 20:18	1

Surrogate	%Recovery	Qualifier	Limits	Prepared	Analyzed	Dil Fac
2,4,6-Tribromophenol	70		35 - 137	03/26/13 07:35	03/29/13 20:18	1
2-Fluorobiphenyl	72		30 - 110	03/26/13 07:35	03/29/13 20:18	1
2-Fluorophenol	62		30 - 110	03/26/13 07:35	03/29/13 20:18	1
Nitrobenzene-d5	68		30 - 115	03/26/13 07:35	03/29/13 20:18	1
Phenol-d5	65		31 - 110	03/26/13 07:35	03/29/13 20:18	1
Terphenyl-d14	61		36 - 134	03/26/13 07:35	03/29/13 20:18	1

Method: 6010B - Metals (ICP) - TCLP

Analyte	Result	Qualifier	RL	MDL	Unit	D	Prepared	Analyzed	Dil Fac
Barium	0.36	J	0.50	0.010	mg/L		04/01/13 15:00	04/02/13 12:47	1
Beryllium	<0.0040		0.0040	0.0040	mg/L		04/01/13 15:00	04/02/13 12:47	1
Cadmium	0.0020	J	0.0050	0.0020	mg/L		04/01/13 15:00	04/02/13 12:47	1
Chromium	<0.025		0.025	0.010	mg/L		04/01/13 15:00	04/02/13 12:47	1
Cobalt	0.033		0.025	0.0050	mg/L		04/01/13 15:00	04/02/13 12:47	1
Copper	<0.025		0.025	0.010	mg/L		04/01/13 15:00	04/02/13 12:47	1
Iron	<0.20		0.20	0.20	mg/L		04/01/13 15:00	04/02/13 12:47	1
Lead	<0.0075		0.0075	0.0050	mg/L		04/01/13 15:00	04/02/13 12:47	1
Manganese	1.9		0.025	0.010	mg/L		04/01/13 15:00	04/02/13 12:47	1
Nickel	0.084		0.025	0.010	mg/L		04/01/13 15:00	04/02/13 12:47	1
Selenium	<0.050		0.050	0.010	mg/L		04/01/13 15:00	04/02/13 12:47	1
Silver	<0.025		0.025	0.0050	mg/L		04/01/13 15:00	04/02/13 12:47	1
Zinc	0.037	J	0.10	0.020	mg/L		04/01/13 15:00	04/02/13 12:47	1

Method: 6010B - Metals (ICP) - SPLP East

Analyte	Result	Qualifier	RL	MDL	Unit	D	Prepared	Analyzed	Dil Fac
Barium	0.065	J	0.50	0.010	mg/L		04/01/13 15:00	04/02/13 12:35	1
Beryllium	<0.0040		0.0040	0.0040	mg/L		04/01/13 15:00	04/02/13 12:35	1
Cadmium	<0.0050		0.0050	0.0020	mg/L		04/01/13 15:00	04/02/13 12:35	1
Chromium	<0.025		0.025	0.010	mg/L		04/01/13 15:00	04/02/13 12:35	1
Cobalt	<0.025		0.025	0.0050	mg/L		04/01/13 15:00	04/02/13 12:35	1
Copper	0.013	J	0.025	0.010	mg/L		04/01/13 15:00	04/02/13 12:35	1
Iron	2.8		0.20	0.20	mg/L		04/01/13 15:00	04/02/13 12:35	1
Lead	<0.0075		0.0075	0.0050	mg/L		04/01/13 15:00	04/02/13 12:35	1
Manganese	0.049		0.025	0.010	mg/L		04/01/13 15:00	04/02/13 12:35	1
Nickel	<0.025		0.025	0.010	mg/L		04/01/13 15:00	04/02/13 12:35	1
Selenium	<0.050		0.050	0.010	mg/L		04/01/13 15:00	04/02/13 12:35	1
Silver	<0.025		0.025	0.0050	mg/L		04/01/13 15:00	04/02/13 12:35	1
Zinc	0.028	J	0.10	0.020	mg/L		04/01/13 15:00	04/02/13 12:35	1

TestAmerica Chicago

Client Sample Results

Client: Weston Solutions, Inc.
 Project/Site: IDOT - IL Rt. 59, West Chicago - 078

TestAmerica Job ID: 500-55430-1

Client Sample ID: WG-1(7-15)-032213

Lab Sample ID: 500-55430-17

Date Collected: 03/22/13 13:25

Matrix: Solid

Date Received: 03/22/13 15:50

Percent Solids: 85.5

Method: 6010B - Total Metals										
Analyte	Result	Qualifier	RL	MDL	Unit	D	Prepared	Analyzed	Dil Fac	
Aluminum	9300		11	2.3	mg/Kg	⊖	03/24/13 07:22	03/26/13 05:55	1	1
Antimony	<1.1		1.1	0.15	mg/Kg	⊖	03/24/13 07:22	03/26/13 05:55	1	2
Arsenic	7.4		0.56	0.12	mg/Kg	⊖	03/24/13 07:22	03/26/13 05:55	1	3
Barium	39		0.56	0.067	mg/Kg	⊖	03/24/13 07:22	03/26/13 05:55	1	4
Beryllium	0.62		0.22	0.016	mg/Kg	⊖	03/24/13 07:22	03/26/13 05:55	1	5
Cadmium	0.63		0.11	0.028	mg/Kg	⊖	03/24/13 07:22	03/26/13 05:55	1	6
Calcium	73000	B	110	20	mg/Kg	⊖	03/24/13 07:22	03/27/13 20:35	10	7
Chromium	15		0.56	0.093	mg/Kg	⊖	03/24/13 07:22	03/26/13 05:55	1	8
Cobalt	12		0.28	0.029	mg/Kg	⊖	03/24/13 07:22	03/26/13 05:55	1	9
Copper	22		0.56	0.15	mg/Kg	⊖	03/24/13 07:22	03/26/13 05:55	1	10
Iron	19000		11	4.8	mg/Kg	⊖	03/24/13 07:22	03/26/13 05:55	1	11
Lead	9.9		0.28	0.096	mg/Kg	⊖	03/24/13 07:22	03/26/13 05:55	1	12
Magnesium	32000	B	5.6	1.1	mg/Kg	⊖	03/24/13 07:22	03/26/13 05:55	1	13
Manganese	710		5.6	0.79	mg/Kg	⊖	03/24/13 07:22	03/27/13 20:35	10	14
Nickel	28		0.56	0.12	mg/Kg	⊖	03/24/13 07:22	03/26/13 05:55	1	15
Potassium	2700		28	3.2	mg/Kg	⊖	03/24/13 07:22	03/26/13 05:55	1	
Selenium	<0.56		0.56	0.16	mg/Kg	⊖	03/24/13 07:22	03/26/13 05:55	1	
Silver	<0.28		0.28	0.034	mg/Kg	⊖	03/24/13 07:22	03/26/13 05:55	1	
Sodium	260	B	56	10	mg/Kg	⊖	03/24/13 07:22	03/26/13 05:55	1	
Thallium	0.40	J	0.56	0.14	mg/Kg	⊖	03/24/13 07:22	03/26/13 05:55	1	
Vanadium	19		0.28	0.042	mg/Kg	⊖	03/24/13 07:22	03/26/13 05:55	1	
Zinc	45		1.1	0.38	mg/Kg	⊖	03/24/13 07:22	03/26/13 05:55	1	

Method: 7470A - Mercury (CVAA) - TCLP										
Analyte	Result	Qualifier	RL	MDL	Unit	D	Prepared	Analyzed	Dil Fac	
Mercury	0.075	J B	0.20	0.020	ug/L		04/01/13 16:30	04/02/13 11:39	1	

Method: 7470A - Mercury (CVAA) - SPLP East										
Analyte	Result	Qualifier	RL	MDL	Unit	D	Prepared	Analyzed	Dil Fac	
Mercury	0.080	J B	0.20	0.020	ug/L		04/01/13 16:30	04/02/13 09:49	1	

Method: 7471B - Mercury in Solid or Semisolid Waste (Manual Cold Vapor Technique)										
Analyte	Result	Qualifier	RL	MDL	Unit	D	Prepared	Analyzed	Dil Fac	
Mercury	24		19	7.3	ug/Kg	⊖	03/26/13 15:15	03/27/13 10:11	1	

General Chemistry										
Analyte	Result	Qualifier	RL	MDL	Unit	D	Prepared	Analyzed	Dil Fac	
pH	8.17		0.200	0.200	SU			03/30/13 14:24	1	

TestAmerica Chicago

Definitions/Glossary

Client: Weston Solutions, Inc.
 Project/Site: IDOT - IL Rt. 59, West Chicago - 078

TestAmerica Job ID: 500-55430-1

Qualifiers

GC/MS Semi VOA

Qualifier	Qualifier Description
-	LCS or LCSD exceeds the control limits
J	Result is less than the RL but greater than or equal to the MDL and the concentration is an approximate value.
F	MS or MSD exceeds the control limits
F	RPD of the MS and MSD exceeds the control limits

Metals

Qualifier	Qualifier Description
J	Result is less than the RL but greater than or equal to the MDL and the concentration is an approximate value.
B	Compound was found in the blank and sample.
F	Duplicate RPD exceeds the control limit
4	MS, MSD: The analyte present in the original sample is 4 times greater than the matrix spike concentration; therefore, control limits are not applicable.
F	MS or MSD exceeds the control limits
F	RPD of the MS and MSD exceeds the control limits

Glossary

Abbreviation	These commonly used abbreviations may or may not be present in this report.
=	Listed under the "D" column to designate that the result is reported on a dry weight basis
%R	Percent Recovery
CNF	Contains no Free Liquid
DER	Duplicate error ratio (normalized absolute difference)
DL, RA, RE, IN	Indicates a Dilution, Re-analysis, Re-extraction, or additional Initial metals/anion analysis of the sample
DLC	Decision level concentration
MDA	Minimum detectable activity
EDL	Estimated Detection Limit
MDC	Minimum detectable concentration
MDL	Method Detection Limit
ML	Minimum Level (Dioxin)
ND	Not detected at the reporting limit (or MDL or EDL if shown)
PQL	Practical Quantitation Limit
QC	Quality Control
RER	Relative error ratio
RL	Reporting Limit or Requested Limit (Radiochemistry)
RPD	Relative Percent Difference, a measure of the relative difference between two points
TEF	Toxicity Equivalent Factor (Dioxin)
TEQ	Toxicity Equivalent Quotient (Dioxin)

- 1
- 2
- 3
- 4
- 5
- 6
- 7
- 8
- 9
- 10
- 11
- 12
- 13
- 14
- 15

TestAmerica Chicago

Certification Summary

Client: Weston Solutions, Inc.
 Project/Site: IDOT - IL Rt. 59, West Chicago - 078

TestAmerica Job ID: 500-55430-1

Laboratory: TestAmerica Chicago

All certifications held by this laboratory are listed. Not all certifications are applicable to this report.

Authority	Program	EPA Region	Certification ID	Expiration Date
Alabama	State Program	4	40461	04-30-13
California	NELAP	9	01132CA	04-30-13
Georgia	State Program	4	N/A	04-30-13
Georgia	State Program	4	939	04-30-13
Hawaii	State Program	9	N/A	04-30-13
Illinois	NELAP	5	100201	04-30-13
Indiana	State Program	5	C-IL-02	04-30-13
Iowa	State Program	7	82	05-01-14
Kansas	NELAP	7	E-10161	10-31-13
Kentucky	State Program	4	90023	12-31-13
Kentucky (UST)	State Program	4	66	04-11-13
Louisiana	NELAP	6	30720	06-30-13
Massachusetts	State Program	1	M-IL035	06-30-13
Mississippi	State Program	4	N/A	04-30-13
North Carolina DENR	State Program	4	291	12-31-13
North Dakota	State Program	8	R-194	04-30-13
Oklahoma	State Program	6	8908	08-31-13
South Carolina	State Program	4	77001	04-30-13
Texas	NELAP	6	T104704252-09-TX	02-28-14
USDA	Federal		P330-12-00038	02-06-15
Virginia	NELAP	3	460142	06-14-13
Wisconsin	State Program	5	999580010	08-31-13
Wyoming	State Program	8	8TMS-Q	04-30-13

- 1
- 2
- 3
- 4
- 5
- 6
- 7
- 8
- 9
- 10
- 11
- 12
- 13
- 14
- 15

TestAmerica Chicago

TestAmerica



500-55430 Chain of Custody

Report To (optional)
 Contact: S. Robinson
 Company: Weston
 Address: 750 E. Burnham Ct. Ste. 500
 Address: Norwood Hills, IL 60061
 Phone: 847-918-4018
 Fax: 847-918-4055
 E-Mail:

Bill To (optional)
 Contact:
 Company:
 Address:
 Address: Same
 Phone:
 Fax:
 PO#/Reference#

Chain of Custody Record

Lab Job #: 500-55430
 Chain of Custody Number:
 Page _____ of _____
 Temperature °C of Cooler: 4.2

Lab ID	MS/MSD	Sample ID	Sampling		# of Containers	Matrix	VOCs	SVOCs	TCL metals	TCUP/SPUP metals	PH	Preservative Key
			Date	Time								
1		VL-1(0-7)-032213	3-22-13	0830	2	S	X	X	X	X	X	
2		VL-1(0-7)-032213D		0830								
3		VL-1(7-15)-032213		0840								
4		CG-1(0-7)-032213		0915								
5		CG-1(7-15)-032213		0925								
6		MG-1(0-7)-032213		1005								
7		MG-1(7-15)-032213		1015								
8		MG-1(15-20)-032213		1025								
9		MD-1(0-7)-032213		1050								
10		MD-1(7-15)-032213	3-22-13	1100	2	S	X	X	X	X	X	

Turnaround Time Required (Business Days)
 Requested Due Date: _____ 1 Day _____ 2 Days _____ 6 Days _____ 7 Days _____ 10 Days _____ 15 Days _____ Standard _____ Other _____

Sample Disposal
 Return to Client Disposal by Lab Archive for _____ Months (A fee may be assessed if samples are retained longer than 1 month)

Requested By <u>James G. Hill</u>	Company <u>Weston</u>	Date <u>3-22-13</u>	Time <u>1430</u>	Received By <u>Rita Williamson</u>	Company <u>T.A.</u>	Date <u>3/22/13</u>	Time <u>1430</u>	Lab Counter <u>TR</u>
Requested By <u>Rita Williamson</u>	Company <u>T.A.</u>	Date <u>3/22/13</u>	Time <u>1550</u>	Received By <u>Athena Lewis</u>	Company <u>TA-CHE</u>	Date <u>3/22/13</u>	Time <u>1550</u>	Shipped
Requested By	Company	Date	Time	Received By	Company	Date	Time	Hand Delivered

Matrix Key
 WW - Wastewater SE - Sediment
 W - Water SO - Soil
 S - Soil L - Leachate
 SL - Sludge WL - Wipe
 MS - Miscellaneous DW - Drinking Water
 OL - Oil O - Other
 A - Air

Client Comments

Lab Comments:



Report To (optional)
 Contact: S. Babusankumar
 Company: Weston
 Address: 750 E. Dunbar Ct. Ste 500
 Address: Naxon Hills, IL 60061
 Phone: 847-918-4018
 Fax: 847-918-4055
 E-Mail: _____

Bill To (optional)
 Contact: _____
 Company: _____
 Address: _____
 Address: _____
 Phone: same
 Fax: _____
 POI/Reference: _____

Chain of Custody Record

Lab Job #: 500-55430
 Chain of Custody Number: _____
 Page _____ of _____
 Temperature °C of Cooler: 4.0

- 1
- 2
- 3
- 4
- 5
- 6
- 7
- 8
- 9
- 10
- 11
- 12
- 13
- 14
- 15

Lab ID	METHOD	Sample ID	Sampling		# of Containers	Matrix	VOCs	SVOCs	TCL Metals	TCLP/SLP Metals	PH	Preservative Key
			Date	Time								
11		EC-1(0-7)-032213	3-27-13	1200	2	S	X	X	X	X	X	
12		EC-1(7-15)-032213		1210								
13		RI-1(0-7)-032213		1235								
14		RI-1(7-15)-032213		1240								
15		WG-1(0-7)-032213		1315								
16		WG-1(0-7)-032213D		1315								
17		WG-1(7-15)-032213		1325								
18		SB-1(0-7)-032213		1355								
19		SB-1(7-15)-032213	3-22-13	1405	2	S	X	X	X	X	X	

Turnaround Time Required (Business Days)
 Requested Due Date: _____ 1 Day _____ 2 Days _____ 5 Days _____ 7 Days _____ 10 Days _____ 15 Days _____ standard Other _____

Sample Disposal
 Return to Client Disposal by Lab Archive for _____ Months (A fee may be assessed if samples are retained longer than 1 month)

Relinquished by: Zachary A. Walsh Company: Weston Date: 3-22-13 Time: 1430
 Relinquished by: Roger Williamson Company: T.A. Date: 3/22/13 Time: 1550

Received by: Roger Williamson Company: T.A. Date: 3/22/13 Time: 1430
 Received by: Shawn Scott Company: FA CPE Date: 3/22/13 Time: 1550

Lab Courier: JA
 Shipped: _____
 Hand Delivered: _____

Matrix Key
 WW - Wastewater SE - Sediment
 W - Water SO - Soil
 S - Soil L - Leachate
 SL - Sludge W - Wipe
 MS - Miscellaneous DW - Drinking Water
 OL - Oil O - Other
 A - Air

Client Comments: _____
 Lab Comments: _____



Illinois Environmental Protection Agency

Page 1 of 2

Bureau of Land • 1021 North Grand Avenue East • P.O. Box 19276 • Springfield • Illinois • 62794-9276

Uncontaminated Soil Certification
by Licensed Professional Engineer or Licensed Professional Geologist
for Use of Uncontaminated Soil as Fill in a CCDD or Uncontaminated Soil Fill Operation
LPC-663

Revised in accordance with 35 Ill. Adm. Code 1100, as amended by PCB R2012-009 (eff. Aug. 27, 2012)

This certification form is to be used by professional engineers and professional geologists to certify, pursuant to 35 Ill. Adm. Code 1100.205(a)(1)(B), that soil (i) is uncontaminated soil and (ii) is within a pH range of 6.26 to 9.0. If you have questions about this form, please telephone the Bureau of Land Permit Section at 217/524-3300.

This form may be completed online, saved locally, printed and signed, and submitted to prospective clean construction or demolition debris (CCDD) fill operations or uncontaminated soil fill operations.

I. Source Location Information

(Describe the location of the source of the uncontaminated soil)

Project Name: FAP 338: IL Route 59 at Washington St & Main St Office Phone Number, if available: _____

Physical Site Location (address, including number and street):

100 S. Neltnor Boulevard (SW corner of S. Neltnor Blvd and E. Washington St)

City: West Chicago State: IL Zip Code: _____

County: DuPage Township: _____

Lat/Long of approximate center of site in decimal degrees (DD.ddddd) to five decimal places (e.g., 40.67890, -90.12345):

Latitude: 41.885016786 Longitude: -88.194734863

(Decimal Degrees) (-Decimal Degrees)

Identify how the lat/long data were determined:

GPS Map Interpolation Photo Interpolation Survey Other

IEPA Site Number(s), if assigned: BÖL: _____ BÖW: _____ BÖA: _____

II. Owner/Operator Information for Source Site

Site Owner		Site Operator	
Name:	<u>Illinois Department of Transportation</u>	Name:	<u>Illinois Department of Transportation</u>
Street Address:	<u>201 West Center Court</u>	Street Address:	<u>201 West Center Court</u>
PO Box:	_____	PO Box:	_____
City:	<u>Schaumburg</u> State: <u>IL</u>	City:	<u>Schaumburg</u> State: <u>IL</u>
Zip Code:	<u>60196-1096</u> Phone: <u>847-705-4101</u>	Zip Code:	<u>60196-1096</u> Phone: <u>847-705-4101</u>
Contact:	<u>Sam Mead</u>	Contact:	<u>Sam Mead</u>
Email, if available:	<u>Sam.Mead@illinois.gov</u>	Email, if available:	<u>Sam.Mead@illinois.gov</u>

IL 532-2922

LPC 663 Rev. 8/2012

This Agency is authorized to require this information under Section 4 and Title X of the Environmental Protection Act (415 ILCS 5/4, 5/39). Failure to disclose this information may result in: a civil penalty of not to exceed \$50,000 for the violation and an additional civil penalty of not to exceed \$10,000 for each day during which the violation continues (415 ILCS 5/42). This form has been approved by the Forms Management Center.

Project Name: FAP 338: IL Route 59 at Washington St & Main St

Latitude: 41.885016786 Longitude: -88.194734863

Uncontaminated Site Certification

III. Basis for Certification and Attachments

For each item listed below, reference the attachments to this form that provide the required information.

- a. A Description of the soil sample points and how they were determined to be sufficient in number and appropriately located 35 Ill. Adm. Code 1100.610(a):

LOCATION EC-1 WAS SAMPLED ADJACENT TO ISGS SITE No. 2628-3. SEE FIGURE 3-1 AND TABLE 4-1 OF THE REVISED PRELIMINARY SITE INVESTIGATION REPORT FOR SAMPLING DETAILS.

- b. Analytical soil testing results to show that soil chemical constituents comply with the maximum allowable concentrations established pursuant to 35 Ill. Adm. Code Part 1100, Subpart F and that the soil pH is within the range of 6.25 to 9.0, including the documentation of chain of custody control, a copy of the lab analysis; the accreditation status of the laboratory performing the analysis; and certification by an authorized agent of the laboratory that the analysis has been performed in accordance with the Agency's rules for the accreditation of environmental and the scope of the accreditation [35 Ill. Adm. Code 1100.201(g), 1100.205(a), 1100.610]:

TEST AMERICA ANALYTICAL REPORT - JOB ID: 500-55430-1.

IV. Certification Statement, Signature and Seal of Licensed Professional Engineer or Licensed Professional Geologist

I, Steven Gobelman (name of licensed professional engineer or geologist) certify under penalty of law that the information submitted, including but not limited to, all attachments and other information, is to the best of my knowledge and belief, true, accurate and complete. In accordance with the Environmental Protection Act [415 ILCS 5/22.51 or 22.51a] and 35 Ill. Adm. Code 1100.205(a), I certify that the soil from this site is uncontaminated soil. I also certify that the soil pH is within the range of 6.25 to 9.0. In addition, I certify that the soil has not been removed from the site as part of a cleanup or removal of contaminants. All necessary documentation is attached.


Any person who knowingly makes a false, fictitious, or fraudulent material statement, orally or in writing, to the Illinois EPA commits a Class 4 felony. A second or subsequent offense after conviction is a Class 3 felony. (415 ILCS 5/44(h))

Company Name: Illinois Department of Transportation
Street Address: 2300 South Dirksen Parkway
City: Springfield State: IL Zip Code: 62764
Phone: 217-785-4246

Steven Gobelman
Printed Name:

[Signature]
Licensed Professional Engineer or
Licensed Professional Geologist Signature:

4/17/13
Date:



P.E. or L.P.G. Seal:

Summary Table of ISGS Site No. 2628-3
Comparison of Detected Constituents to Applicable Reference Concentrations
Soil Analytical Results
 Illinois Department of Transportation
FAP 338: IL Route 59 (Neltner Blvd.) at Washington Street and Main Street
 West Chicago, DuPage County, Illinois

Field Sample ID	EC-1(0-7)-032213	EC-1(7-15)-032213	Soil Reference Concentrations ^A
Sample Date	3/22/2013	3/22/2013	
Location ID	EC-1	EC-1	
Depth	0 - 7	7 - 15	
Parameter			
Laboratory pH (s.u.)	7.66	7.74	<6.25 / >9.0
VOCs (ug/kg)			
Acetone	70	ND	25000
Methyl ethyl ketone	11	ND	---
SVOCs (ug/kg)			
Benzo(b)fluoranthene	8.3 J	ND	900 / 1500 / 2100
TCL Metals (mg/kg)			
Arsenic, Total	9.2	8	11.3 / 13
Barium, Total	100	43	1500
Beryllium, Total	0.95	0.64	22
Cadmium, Total	0.48	0.6	5.2
Calcium, Total	5400 B	51000 B	---
Chromium, Total	23	15	21
Cobalt, Total	11	8.6	20
Copper, Total	27	22	2900
Iron, Total	28000	19000	15000 / 15900
Lead, Total	15	11	107
Magnesium, Total	6800 B	33000 B	325000
Manganese, Total	370	400	630 / 636
Mercury, Total	0.039	0.027	0.89
Nickel, Total	40	22	100
Potassium, Total	2300	2400	---
Selenium, Total	0.53 J	ND	1.3
Sodium, Total	300 B	350 B	---
Thallium, Total	0.74	0.26 J	2.6
Vanadium, Total	28	21	550
Zinc, Total	63	44	5100
TCLP Metals (mg/l)			
Barium, TCLP	0.55	0.27 J	2
Manganese, TCLP	2.6	0.83	0.15
Nickel, TCLP	ND	0.01 J	0.1
Zinc, TCLP	0.03 J	0.034 J	5
SPLP Metals (mg/l)			
Barium, SPLP	0.099 J	0.082 J	2
Copper, SPLP	0.013 J	ND	0.65
Iron, SPLP	4.9	5.2	5
Manganese, SPLP	0.1	0.032	0.15
Zinc, SPLP	0.037 J	0.03 J	5

Notes:

- - not applicable or value not available.
- ^A - Soil reference concentrations from MAC Table and from TACO for leachable metals. Background values for Chicago corporate limits and MSA counties for VOCs and SVOCs are included, as applicable. Background values included for total inorganics, as applicable.
- ND - Constituent not detected above the reporting limit.
- B - Constituent detected in the blank and investigative sample.
- J - Estimated concentration.
- Shaded values indicate concentration exceeds Reference Concentration.

TestAmerica

THE LEADER IN ENVIRONMENTAL TESTING

ANALYTICAL REPORT

TestAmerica Laboratories, Inc.

TestAmerica Chicago

2417 Bond Street

University Park, IL 60484

Tel: (708)534-5200

TestAmerica Job ID: 500-55430-1

Client Project/Site: IDOT - IL Rt. 59, West Chicago - 078

For:

Weston Solutions, Inc.

750 E. Bunker Court

Suite 500

Vernon Hills, Illinois 60061-1450

Attn: Mr. S. Babusukumar



Authorized for release by:

4/4/2013 3:31:14 PM

Richard Wright

Project Manager II

richard.wright@testamericainc.com



LINKS

Review your project
results through
TotalAccess

Have a Question?
**Ask
The
Expert**

Visit us at:
www.testamericainc.com

The test results in this report meet all 2003 NELAP and 2009 TNI requirements for accredited parameters, exceptions are noted in this report. This report may not be reproduced except in full, and with written approval from the laboratory. For questions please contact the Project Manager at the e-mail address or telephone number listed on this page.

This report has been electronically signed and authorized by the signatory. Electronic signature is intended to be the legally binding equivalent of a traditionally handwritten signature.

Results relate only to the items tested and the sample(s) as received by the laboratory.

1

2

3

4

5

6

7

8

9

10

11

12

13

14

15

Client Sample Results

Client: Weston Solutions, Inc.
 Project/Site: IDOT - IL Rt. 59, West Chicago - 078

TestAmerica Job ID: 500-55430-1

Client Sample ID: EC-1(0-7)-032213

Lab Sample ID: 500-55430-11

Date Collected: 03/22/13 12:00

Matrix: Solid

Date Received: 03/22/13 15:50

Percent Solids: 79.0

Method: 8260B - VOC

Analyte	Result	Qualifier	RL	MDL	Unit	D	Prepared	Analyzed	Dil Fac
Acetone	70		6.3	2.7	ug/Kg	0		03/28/13 07:19	1
Benzene	<6.3		6.3	0.87	ug/Kg	0		03/28/13 07:19	1
Bromodichloromethane	<6.3		6.3	1.1	ug/Kg	0		03/28/13 07:19	1
Bromoform	<6.3		6.3	1.5	ug/Kg	0		03/28/13 07:19	1
Bromomethane	<6.3		6.3	1.9	ug/Kg	0		03/28/13 07:19	1
Carbon disulfide	<6.3		6.3	0.95	ug/Kg	0		03/28/13 07:19	1
Carbon tetrachloride	<6.3		6.3	1.2	ug/Kg	0		03/28/13 07:19	1
Chlorobenzene	<6.3		6.3	0.64	ug/Kg	0		03/28/13 07:19	1
Chloroethane	<6.3		6.3	1.7	ug/Kg	0		03/28/13 07:19	1
Chloroform	<6.3		6.3	0.73	ug/Kg	0		03/28/13 07:19	1
Chloromethane	<6.3		6.3	1.3	ug/Kg	0		03/28/13 07:19	1
cis-1,2-Dichloroethene	<6.3		6.3	0.90	ug/Kg	0		03/28/13 07:19	1
cis-1,3-Dichloropropene	<6.3		6.3	0.83	ug/Kg	0		03/28/13 07:19	1
Dibromochloromethane	<6.3		6.3	1.1	ug/Kg	0		03/28/13 07:19	1
1,1-Dichloroethane	<6.3		6.3	1.0	ug/Kg	0		03/28/13 07:19	1
1,2-Dichloroethane	<6.3		6.3	0.94	ug/Kg	0		03/28/13 07:19	1
1,1-Dichloroethene	<6.3		6.3	1.0	ug/Kg	0		03/28/13 07:19	1
1,2-Dichloropropane	<6.3		6.3	0.96	ug/Kg	0		03/28/13 07:19	1
1,3-Dichloropropene, Total	<6.3		6.3	0.83	ug/Kg	0		03/28/13 07:19	1
Ethylbenzene	<6.3		6.3	1.3	ug/Kg	0		03/28/13 07:19	1
2-Hexanone	<6.3		6.3	1.8	ug/Kg	0		03/28/13 07:19	1
Methylene Chloride	<6.3		6.3	1.7	ug/Kg	0		03/28/13 07:19	1
Methyl Ethyl Ketone	11		6.3	2.3	ug/Kg	0		03/28/13 07:19	1
methyl isobutyl ketone	<6.3		6.3	1.7	ug/Kg	0		03/28/13 07:19	1
Methyl tert-butyl ether	<6.3		6.3	1.0	ug/Kg	0		03/28/13 07:19	1
Styrene	<6.3		6.3	0.83	ug/Kg	0		03/28/13 07:19	1
1,1,2,2-Tetrachloroethane	<6.3		6.3	1.3	ug/Kg	0		03/28/13 07:19	1
Tetrachloroethene	<6.3		6.3	0.97	ug/Kg	0		03/28/13 07:19	1
Toluene	<6.3		6.3	0.89	ug/Kg	0		03/28/13 07:19	1
trans-1,2-Dichloroethene	<6.3		6.3	0.87	ug/Kg	0		03/28/13 07:19	1
trans-1,3-Dichloropropene	<6.3		6.3	1.1	ug/Kg	0		03/28/13 07:19	1
1,1,1-Trichloroethane	<6.3		6.3	0.95	ug/Kg	0		03/28/13 07:19	1
1,1,2-Trichloroethane	<6.3		6.3	0.86	ug/Kg	0		03/28/13 07:19	1
Trichloroethene	<6.3		6.3	1.0	ug/Kg	0		03/28/13 07:19	1
Vinyl chloride	<6.3		6.3	1.3	ug/Kg	0		03/28/13 07:19	1
Xylenes, Total	<13		13	0.57	ug/Kg	0		03/28/13 07:19	1

Surrogate	%Recovery	Qualifier	Limits	Prepared	Analyzed	Dil Fac
4-Bromofluorobenzene (Surr)	100		70 - 122		03/28/13 07:19	1
Dibromofluoromethane	98		75 - 120		03/28/13 07:19	1
1,2-Dichloroethane-d4 (Surr)	97		70 - 134		03/28/13 07:19	1
Toluene-d8 (Surr)	106		75 - 122		03/28/13 07:19	1

Method: 8270D - Semivolatile Organic Compounds (GC/MS)

Analyte	Result	Qualifier	RL	MDL	Unit	D	Prepared	Analyzed	Dil Fac
1,2,4-Trichlorobenzene	<200		200	46	ug/Kg	0	03/26/13 07:35	03/29/13 18:09	1
1,2-Dichlorobenzene	<200		200	44	ug/Kg	0	03/26/13 07:35	03/29/13 18:09	1
1,3-Dichlorobenzene	<200		200	42	ug/Kg	0	03/26/13 07:35	03/29/13 18:09	1
1,4-Dichlorobenzene	<200		200	42	ug/Kg	0	03/26/13 07:35	03/29/13 18:09	1
2,2'-oxybis[1-chloropropane]	<200		200	45	ug/Kg	0	03/26/13 07:35	03/29/13 18:09	1

TestAmerica Chicago

Client Sample Results

Client: Weston Solutions, Inc.
 Project/Site: IDOT - IL Rt. 59, West Chicago - 078

TestAmerica Job ID: 500-55430-1

Client Sample ID: EC-1(0-7)-032213

Lab Sample ID: 500-55430-11

Date Collected: 03/22/13 12:00

Matrix: Solid

Date Received: 03/22/13 15:50

Percent Solids: 79.0

Method: 8270D - Semivolatile Organic Compounds (GC/MS) (Continued)									
Analyte	Result	Qualifier	RL	MDL	Unit	D	Prepared	Analyzed	Dil Fac
2,4,5-Trichlorophenol	<400		400	120	ug/Kg	0	03/26/13 07:35	03/29/13 18:09	1
2,4,6-Trichlorophenol	<400		400	51	ug/Kg	0	03/26/13 07:35	03/29/13 18:09	1
2,4-Dichlorophenol	<400		400	120	ug/Kg	0	03/26/13 07:35	03/29/13 18:09	1
2,4-Dimethylphenol	<400		400	130	ug/Kg	0	03/26/13 07:35	03/29/13 18:09	1
2,4-Dinitrophenol	<810		810	210	ug/Kg	0	03/26/13 07:35	03/29/13 18:09	1
2,4-Dinitrotoluene	<200		200	62	ug/Kg	0	03/26/13 07:35	03/29/13 18:09	1
2,6-Dinitrotoluene	<200		200	48	ug/Kg	0	03/26/13 07:35	03/29/13 18:09	1
2-Chloronaphthalene	<200		200	45	ug/Kg	0	03/26/13 07:35	03/29/13 18:09	1
2-Chlorophenol	<200		200	58	ug/Kg	0	03/26/13 07:35	03/29/13 18:09	1
2-Methylnaphthalene	<200		200	52	ug/Kg	0	03/26/13 07:35	03/29/13 18:09	1
2-Methylphenol	<200		200	53	ug/Kg	0	03/26/13 07:35	03/29/13 18:09	1
2-Nitroaniline	<200		200	73	ug/Kg	0	03/26/13 07:35	03/29/13 18:09	1
2-Nitrophenol	<400		400	63	ug/Kg	0	03/26/13 07:35	03/29/13 18:09	1
3 & 4 Methylphenol	<200		200	76	ug/Kg	0	03/26/13 07:35	03/29/13 18:09	1
3,3'-Dichlorobenzidine	<200	*	200	34	ug/Kg	0	03/26/13 07:35	03/29/13 18:09	1
3-Nitroaniline	<400	*	400	78	ug/Kg	0	03/26/13 07:35	03/29/13 18:09	1
4,6-Dinitro-2-methylphenol	<400		400	98	ug/Kg	0	03/26/13 07:35	03/29/13 18:09	1
4-Bromophenyl phenyl ether	<200		200	45	ug/Kg	0	03/26/13 07:35	03/29/13 18:09	1
4-Chloro-3-methylphenol	<400		400	190	ug/Kg	0	03/26/13 07:35	03/29/13 18:09	1
4-Chloroaniline	<810	*	810	120	ug/Kg	0	03/26/13 07:35	03/29/13 18:09	1
4-Chlorophenyl phenyl ether	<200		200	63	ug/Kg	0	03/26/13 07:35	03/29/13 18:09	1
4-Nitroaniline	<400		400	83	ug/Kg	0	03/26/13 07:35	03/29/13 18:09	1
4-Nitrophenol	<810		810	220	ug/Kg	0	03/26/13 07:35	03/29/13 18:09	1
Acenaphthene	<40		40	12	ug/Kg	0	03/26/13 07:35	03/29/13 18:09	1
Acenaphthylene	<40		40	9.3	ug/Kg	0	03/26/13 07:35	03/29/13 18:09	1
Anthracene	<40		40	9.5	ug/Kg	0	03/26/13 07:35	03/29/13 18:09	1
Benzo[a]anthracene	<40		40	8.4	ug/Kg	0	03/26/13 07:35	03/29/13 18:09	1
Benzo[a]pyrene	<40		40	7.3	ug/Kg	0	03/26/13 07:35	03/29/13 18:09	1
Benzo[b]fluoranthene	8.3	J	40	7.8	ug/Kg	0	03/26/13 07:35	03/29/13 18:09	1
Benzo[g,h,i]perylene	<40		40	14	ug/Kg	0	03/26/13 07:35	03/29/13 18:09	1
Benzo[k]fluoranthene	<40		40	9.6	ug/Kg	0	03/26/13 07:35	03/29/13 18:09	1
Bis(2-chloroethoxy)methane	<200		200	45	ug/Kg	0	03/26/13 07:35	03/29/13 18:09	1
Bis(2-chloroethyl)ether	<200		200	60	ug/Kg	0	03/26/13 07:35	03/29/13 18:09	1
Bis(2-ethylhexyl) phthalate	<200		200	53	ug/Kg	0	03/26/13 07:35	03/29/13 18:09	1
Butyl benzyl phthalate	<200		200	50	ug/Kg	0	03/26/13 07:35	03/29/13 18:09	1
Carbazole	<200		200	57	ug/Kg	0	03/26/13 07:35	03/29/13 18:09	1
Chrysene	<40		40	9.1	ug/Kg	0	03/26/13 07:35	03/29/13 18:09	1
Dibenz[a,h]anthracene	<40		40	11	ug/Kg	0	03/26/13 07:35	03/29/13 18:09	1
Dibenzofuran	<200		200	48	ug/Kg	0	03/26/13 07:35	03/29/13 18:09	1
Diethyl phthalate	<200		200	67	ug/Kg	0	03/26/13 07:35	03/29/13 18:09	1
Dimethyl phthalate	<200		200	50	ug/Kg	0	03/26/13 07:35	03/29/13 18:09	1
Di-n-butyl phthalate	<200		200	51	ug/Kg	0	03/26/13 07:35	03/29/13 18:09	1
Di-n-octyl phthalate	<200		200	82	ug/Kg	0	03/26/13 07:35	03/29/13 18:09	1
Fluoranthene	<40		40	16	ug/Kg	0	03/26/13 07:35	03/29/13 18:09	1
Fluorene	<40		40	9.2	ug/Kg	0	03/26/13 07:35	03/29/13 18:09	1
Hexachlorobenzene	<81		81	7.9	ug/Kg	0	03/26/13 07:35	03/29/13 18:09	1
Hexachlorobutadiene	<200		200	53	ug/Kg	0	03/26/13 07:35	03/29/13 18:09	1
Hexachlorocyclopentadiene	<810		810	190	ug/Kg	0	03/26/13 07:35	03/29/13 18:09	1
Hexachloroethane	<200		200	43	ug/Kg	0	03/26/13 07:35	03/29/13 18:09	1

TestAmerica Chicago

Client Sample Results

Client: Weston Solutions, Inc.
 Project/Site: IDOT - IL Rt. 59, West Chicago - 078

TestAmerica Job ID: 500-55430-1

Client Sample ID: EC-1(0-7)-032213

Lab Sample ID: 500-55430-11

Date Collected: 03/22/13 12:00

Matrix: Solid

Date Received: 03/22/13 15:50

Percent Solids: 79.0

Method: 8270D - Semivolatile Organic Compounds (GC/MS) (Continued)

Analyte	Result	Qualifier	RL	MDL	Unit	D	Prepared	Analyzed	Dil Fac
Indeno[1,2,3-cd]pyrene	<40		40	14	ug/Kg	0	03/26/13 07:35	03/29/13 18:09	1
Isophorone	<200		200	45	ug/Kg	0	03/26/13 07:35	03/29/13 18:09	1
Naphthalene	<40		40	7.8	ug/Kg	0	03/26/13 07:35	03/29/13 18:09	1
Nitrobenzene	<40		40	12	ug/Kg	0	03/26/13 07:35	03/29/13 18:09	1
N-Nitrosodi-n-propylamine	<200		200	51	ug/Kg	0	03/26/13 07:35	03/29/13 18:09	1
N-Nitrosodiphenylamine	<200		200	54	ug/Kg	0	03/26/13 07:35	03/29/13 18:09	1
Pentachlorophenol	<810		810	200	ug/Kg	0	03/26/13 07:35	03/29/13 18:09	1
Phenanthrene	<40		40	17	ug/Kg	0	03/26/13 07:35	03/29/13 18:09	1
Phenol	<200		200	64	ug/Kg	0	03/26/13 07:35	03/29/13 18:09	1
Pyrene	<40		40	15	ug/Kg	0	03/26/13 07:35	03/29/13 18:09	1

Surrogate	%Recovery	Qualifier	Limits	Prepared	Analyzed	Dil Fac
2,4,6-Tribromophenol	76		35 - 137	03/26/13 07:35	03/29/13 18:09	1
2-Fluorobiphenyl	70		30 - 110	03/26/13 07:35	03/29/13 18:09	1
2-Fluorophenol	50		30 - 110	03/26/13 07:35	03/29/13 18:09	1
Nitrobenzene-d5	88		30 - 115	03/26/13 07:35	03/29/13 18:09	1
Phenol-d5	82		31 - 110	03/26/13 07:35	03/29/13 18:09	1
Terphenyl-d14	63		36 - 134	03/26/13 07:35	03/29/13 18:09	1

Method: 6010B - Metals (ICP) - TCLP

Analyte	Result	Qualifier	RL	MDL	Unit	D	Prepared	Analyzed	Dil Fac
Barium	0.35		0.50	0.010	mg/L	0	04/01/13 15:00	04/02/13 11:37	1
Beryllium	<0.0040		0.0040	0.0040	mg/L	0	04/01/13 15:00	04/02/13 11:37	1
Cadmium	<0.0050		0.0050	0.0020	mg/L	0	04/01/13 15:00	04/02/13 11:37	1
Chromium	<0.025		0.025	0.010	mg/L	0	04/01/13 15:00	04/02/13 11:37	1
Cobalt	<0.025		0.025	0.0050	mg/L	0	04/01/13 15:00	04/02/13 11:37	1
Copper	<0.025		0.025	0.010	mg/L	0	04/01/13 15:00	04/02/13 11:37	1
Iron	<0.20		0.20	0.20	mg/L	0	04/01/13 15:00	04/02/13 11:37	1
Lead	<0.0075		0.0075	0.0050	mg/L	0	04/01/13 15:00	04/02/13 11:37	1
Manganese	2.6		0.025	0.010	mg/L	0	04/01/13 15:00	04/02/13 11:37	1
Nickel	<0.025		0.025	0.010	mg/L	0	04/01/13 15:00	04/02/13 11:37	1
Selenium	<0.050		0.050	0.010	mg/L	0	04/01/13 15:00	04/02/13 11:37	1
Silver	<0.025		0.025	0.0050	mg/L	0	04/01/13 15:00	04/02/13 11:37	1
Zinc	0.030 J		0.10	0.020	mg/L	0	04/01/13 15:00	04/02/13 11:37	1

Method: 6010B - Metals (ICP) - SPLP East

Analyte	Result	Qualifier	RL	MDL	Unit	D	Prepared	Analyzed	Dil Fac
Barium	0.099 J		0.50	0.010	mg/L	0	04/01/13 15:00	04/02/13 12:03	1
Beryllium	<0.0040		0.0040	0.0040	mg/L	0	04/01/13 15:00	04/02/13 12:03	1
Cadmium	<0.0050		0.0050	0.0020	mg/L	0	04/01/13 15:00	04/02/13 12:03	1
Chromium	<0.025		0.025	0.010	mg/L	0	04/01/13 15:00	04/02/13 12:03	1
Cobalt	<0.025		0.025	0.0050	mg/L	0	04/01/13 15:00	04/02/13 12:03	1
Copper	0.013 J		0.025	0.010	mg/L	0	04/01/13 15:00	04/02/13 12:03	1
Iron	4.9		0.20	0.20	mg/L	0	04/01/13 15:00	04/02/13 12:03	1
Lead	<0.0075		0.0075	0.0050	mg/L	0	04/01/13 15:00	04/02/13 12:03	1
Manganese	0.10		0.025	0.010	mg/L	0	04/01/13 15:00	04/02/13 12:03	1
Nickel	<0.025		0.025	0.010	mg/L	0	04/01/13 15:00	04/02/13 12:03	1
Selenium	<0.050		0.050	0.010	mg/L	0	04/01/13 15:00	04/02/13 12:03	1
Silver	<0.025		0.025	0.0050	mg/L	0	04/01/13 15:00	04/02/13 12:03	1
Zinc	0.037 J		0.10	0.020	mg/L	0	04/01/13 15:00	04/02/13 12:03	1

TestAmerica Chicago

Client Sample Results

Client: Weston Solutions, Inc.
 Project/Site: IDOT - IL Rt. 59, West Chicago - 078

TestAmerica Job ID: 500-55430-1

Client Sample ID: EC-1(0-7)-032213

Lab Sample ID: 500-55430-11

Date Collected: 03/22/13 12:00

Matrix: Solid

Date Received: 03/22/13 15:50

Percent Solids: 79.0

Method: 6010B - Total Metals

Analyte	Result	Qualifier	RL	MDL	Unit	D	Prepared	Analyzed	Dil Fac
Aluminum	15000		12	2.6	mg/Kg	⊖	03/24/13 07:22	03/26/13 05:03	1
Antimony	<1.2		1.2	0.16	mg/Kg	⊖	03/24/13 07:22	03/26/13 05:03	1
Arsenic	9.2		0.61	0.13	mg/Kg	⊖	03/24/13 07:22	03/26/13 05:03	1
Barium	100		0.61	0.073	mg/Kg	⊖	03/24/13 07:22	03/26/13 05:03	1
Beryllium	0.95		0.25	0.018	mg/Kg	⊖	03/24/13 07:22	03/26/13 05:03	1
Cadmium	0.48		0.12	0.030	mg/Kg	⊖	03/24/13 07:22	03/26/13 05:03	1
Calcium	5400	B	12	2.2	mg/Kg	⊖	03/24/13 07:22	03/26/13 05:03	1
Chromium	23		0.61	0.10	mg/Kg	⊖	03/24/13 07:22	03/26/13 05:03	1
Cobalt	11		0.31	0.032	mg/Kg	⊖	03/24/13 07:22	03/26/13 05:03	1
Copper	27		0.61	0.17	mg/Kg	⊖	03/24/13 07:22	03/26/13 05:03	1
Iron	28000		12	5.3	mg/Kg	⊖	03/24/13 07:22	03/26/13 05:03	1
Lead	15		0.31	0.11	mg/Kg	⊖	03/24/13 07:22	03/26/13 05:03	1
Magnesium	6800	B	6.1	1.2	mg/Kg	⊖	03/24/13 07:22	03/26/13 05:03	1
Manganese	370		0.61	0.087	mg/Kg	⊖	03/24/13 07:22	03/26/13 05:03	1
Nickel	40		0.61	0.13	mg/Kg	⊖	03/24/13 07:22	03/26/13 05:03	1
Potassium	2300		31	3.6	mg/Kg	⊖	03/24/13 07:22	03/26/13 05:03	1
Selenium	0.53	J	0.61	0.18	mg/Kg	⊖	03/24/13 07:22	03/26/13 05:03	1
Silver	<0.31		0.31	0.037	mg/Kg	⊖	03/24/13 07:22	03/26/13 05:03	1
Sodium	300	B	61	11	mg/Kg	⊖	03/24/13 07:22	03/26/13 05:03	1
Thallium	0.74		0.61	0.16	mg/Kg	⊖	03/24/13 07:22	03/26/13 05:03	1
Vanadium	28		0.31	0.047	mg/Kg	⊖	03/24/13 07:22	03/26/13 05:03	1
Zinc	63		1.2	0.42	mg/Kg	⊖	03/24/13 07:22	03/26/13 05:03	1

Method: 7470A - Mercury (CVAA) - TCLP

Analyte	Result	Qualifier	RL	MDL	Unit	D	Prepared	Analyzed	Dil Fac
Mercury	0.062	J B	0.20	0.020	ug/L	—	04/01/13 16:30	04/02/13 11:28	1

Method: 7470A - Mercury (CVAA) - SPLP East

Analyte	Result	Qualifier	RL	MDL	Unit	D	Prepared	Analyzed	Dil Fac
Mercury	0.070	J B	0.20	0.020	ug/L	—	04/01/13 16:30	04/02/13 09:33	1

Method: 7471B - Mercury in Solid or Semisolid Waste (Manual Cold Vapor Technique)

Analyte	Result	Qualifier	RL	MDL	Unit	D	Prepared	Analyzed	Dil Fac
Mercury	39		19	7.4	ug/Kg	⊖	03/26/13 15:15	03/27/13 09:56	1

General Chemistry

Analyte	Result	Qualifier	RL	MDL	Unit	D	Prepared	Analyzed	Dil Fac
pH	7.66		0.200	0.200	SU	—		03/30/13 14:10	1

TestAmerica Chicago

Client Sample Results

Client: Weston Solutions, Inc.
 Project/Site: IDOT - IL Rt. 59, West Chicago - 078

TestAmerica Job ID: 500-55430-1

Client Sample ID: EC-1(7-15)-032213

Lab Sample ID: 500-55430-12

Date Collected: 03/22/13 12:10

Matrix: Solid

Date Received: 03/22/13 15:50

Percent Solids: 84.2

Method: 8260B - VOC									
Analyte	Result	Qualifier	RL	MDL	Unit	D	Prepared	Analyzed	Dil Fac
Acetone	<5.9		5.9	2.6	ug/Kg	0		03/28/13 07:42	1
Benzene	<5.9		5.9	0.81	ug/Kg	0		03/28/13 07:42	1
Bromodichloromethane	<5.9		5.9	1.0	ug/Kg	0		03/28/13 07:42	1
Bromoform	<5.9		5.9	1.4	ug/Kg	0		03/28/13 07:42	1
Bromomethane	<5.9		5.9	1.8	ug/Kg	0		03/28/13 07:42	1
Carbon disulfide	<5.9		5.9	0.89	ug/Kg	0		03/28/13 07:42	1
Carbon tetrachloride	<5.9		5.9	1.1	ug/Kg	0		03/28/13 07:42	1
Chlorobenzene	<5.9		5.9	0.60	ug/Kg	0		03/28/13 07:42	1
Chloroethane	<5.9		5.9	1.6	ug/Kg	0		03/28/13 07:42	1
Chloroform	<5.9		5.9	0.68	ug/Kg	0		03/28/13 07:42	1
Chloromethane	<5.9		5.9	1.2	ug/Kg	0		03/28/13 07:42	1
cis-1,2-Dichloroethene	<5.9		5.9	0.84	ug/Kg	0		03/28/13 07:42	1
cis-1,3-Dichloropropene	<5.9		5.9	0.78	ug/Kg	0		03/28/13 07:42	1
Dibromochloromethane	<5.9		5.9	1.0	ug/Kg	0		03/28/13 07:42	1
1,1-Dichloroethane	<5.9		5.9	0.94	ug/Kg	0		03/28/13 07:42	1
1,2-Dichloroethane	<5.9		5.9	0.88	ug/Kg	0		03/28/13 07:42	1
1,1-Dichloroethene	<5.9		5.9	0.96	ug/Kg	0		03/28/13 07:42	1
1,2-Dichloropropane	<5.9		5.9	0.90	ug/Kg	0		03/28/13 07:42	1
1,3-Dichloropropene, Total	<5.9		5.9	0.78	ug/Kg	0		03/28/13 07:42	1
Ethylbenzene	<5.9		5.9	1.2	ug/Kg	0		03/28/13 07:42	1
2-Hexanone	<5.9		5.9	1.7	ug/Kg	0		03/28/13 07:42	1
Methylene Chloride	<5.9		5.9	1.6	ug/Kg	0		03/28/13 07:42	1
Methyl Ethyl Ketone	<5.9		5.9	2.2	ug/Kg	0		03/28/13 07:42	1
methyl isobutyl ketone	<5.9		5.9	1.6	ug/Kg	0		03/28/13 07:42	1
Methyl tert-butyl ether	<5.9		5.9	0.98	ug/Kg	0		03/28/13 07:42	1
Styrene	<5.9		5.9	0.78	ug/Kg	0		03/28/13 07:42	1
1,1,2,2-Tetrachloroethane	<5.9		5.9	1.2	ug/Kg	0		03/28/13 07:42	1
Tetrachloroethene	<5.9		5.9	0.91	ug/Kg	0		03/28/13 07:42	1
Toluene	<5.9		5.9	0.83	ug/Kg	0		03/28/13 07:42	1
trans-1,2-Dichloroethene	<5.9		5.9	0.82	ug/Kg	0		03/28/13 07:42	1
trans-1,3-Dichloropropene	<5.9		5.9	1.1	ug/Kg	0		03/28/13 07:42	1
1,1,1-Trichloroethane	<5.9		5.9	0.89	ug/Kg	0		03/28/13 07:42	1
1,1,2-Trichloroethane	<5.9		5.9	0.81	ug/Kg	0		03/28/13 07:42	1
Trichloroethene	<5.9		5.9	0.98	ug/Kg	0		03/28/13 07:42	1
Vinyl chloride	<5.9		5.9	1.2	ug/Kg	0		03/28/13 07:42	1
Xylenes, Total	<12		12	0.54	ug/Kg	0		03/28/13 07:42	1
Surrogate	%Recovery	Qualifier	Limits				Prepared	Analyzed	Dil Fac
4-Bromofluorobenzene (Surr)	97		70 - 122					03/28/13 07:42	1
Dibromofluoromethane	97		75 - 120					03/28/13 07:42	1
1,2-Dichloroethane-d4 (Surr)	95		70 - 134					03/28/13 07:42	1
Toluene-d8 (Surr)	105		75 - 122					03/28/13 07:42	1

Method: 8270D - Semivolatile Organic Compounds (GC/MS)									
Analyte	Result	Qualifier	RL	MDL	Unit	D	Prepared	Analyzed	Dil Fac
1,2,4-Trichlorobenzene	<200		200	44	ug/Kg	0	03/26/13 07:35	03/29/13 18:31	1
1,2-Dichlorobenzene	<200		200	43	ug/Kg	0	03/26/13 07:35	03/29/13 18:31	1
1,3-Dichlorobenzene	<200		200	41	ug/Kg	0	03/26/13 07:35	03/29/13 18:31	1
1,4-Dichlorobenzene	<200		200	41	ug/Kg	0	03/26/13 07:35	03/29/13 18:31	1
2,2'-oxybis[1-chloropropane]	<200		200	43	ug/Kg	0	03/26/13 07:35	03/29/13 18:31	1

TestAmerica Chicago

Client Sample Results

Client: Weston Solutions, Inc.
 Project/Site: IDOT - IL Rt. 59, West Chicago - 078

TestAmerica Job ID: 500-55430-1

Client Sample ID: EC-1(7-15)-032213

Lab Sample ID: 500-55430-12

Date Collected: 03/22/13 12:10

Matrix: Solid

Date Received: 03/22/13 15:50

Percent Solids: 84.2

Method: 8270D - Semivolatile Organic Compounds (GC/MS) (Continued)									
Analyte	Result	Qualifier	RL	MDL	Unit	D	Prepared	Analyzed	Dil Fac
2,4,5-Trichlorophenol	<390		390	110	ug/Kg	⊖	03/26/13 07:35	03/29/13 18:31	1
2,4,6-Trichlorophenol	<390		390	49	ug/Kg	⊖	03/26/13 07:35	03/29/13 18:31	1
2,4-Dichlorophenol	<390		390	120	ug/Kg	⊖	03/26/13 07:35	03/29/13 18:31	1
2,4-Dimethylphenol	<390		390	120	ug/Kg	⊖	03/26/13 07:35	03/29/13 18:31	1
2,4-Dinitrophenol	<790		790	200	ug/Kg	⊖	03/26/13 07:35	03/29/13 18:31	1
2,4-Dinitrotoluene	<200		200	60	ug/Kg	⊖	03/26/13 07:35	03/29/13 18:31	1
2,6-Dinitrotoluene	<200		200	47	ug/Kg	⊖	03/26/13 07:35	03/29/13 18:31	1
2-Chloronaphthalene	<200		200	44	ug/Kg	⊖	03/26/13 07:35	03/29/13 18:31	1
2-Chlorophenol	<200		200	56	ug/Kg	⊖	03/26/13 07:35	03/29/13 18:31	1
2-Methylnaphthalene	<200		200	51	ug/Kg	⊖	03/26/13 07:35	03/29/13 18:31	1
2-Methylphenol	<200		200	52	ug/Kg	⊖	03/26/13 07:35	03/29/13 18:31	1
2-Nitroaniline	<200		200	71	ug/Kg	⊖	03/26/13 07:35	03/29/13 18:31	1
2-Nitrophenol	<390		390	62	ug/Kg	⊖	03/26/13 07:35	03/29/13 18:31	1
3 & 4 Methylphenol	<200		200	74	ug/Kg	⊖	03/26/13 07:35	03/29/13 18:31	1
3,3'-Dichlorobenzidine	<200	*	200	33	ug/Kg	⊖	03/26/13 07:35	03/29/13 18:31	1
3-Nitroaniline	<390	*	390	76	ug/Kg	⊖	03/26/13 07:35	03/29/13 18:31	1
4,6-Dinitro-2-methylphenol	<390		390	95	ug/Kg	⊖	03/26/13 07:35	03/29/13 18:31	1
4-Bromophenyl phenyl ether	<200		200	44	ug/Kg	⊖	03/26/13 07:35	03/29/13 18:31	1
4-Chloro-3-methylphenol	<390		390	190	ug/Kg	⊖	03/26/13 07:35	03/29/13 18:31	1
4-Chloroaniline	<790	*	790	120	ug/Kg	⊖	03/26/13 07:35	03/29/13 18:31	1
4-Chlorophenyl phenyl ether	<200		200	62	ug/Kg	⊖	03/26/13 07:35	03/29/13 18:31	1
4-Nitroaniline	<390		390	80	ug/Kg	⊖	03/26/13 07:35	03/29/13 18:31	1
4-Nitrophenol	<790		790	210	ug/Kg	⊖	03/26/13 07:35	03/29/13 18:31	1
Acenaphthene	<39		39	12	ug/Kg	⊖	03/26/13 07:35	03/29/13 18:31	1
Acenaphthylene	<39		39	9.0	ug/Kg	⊖	03/26/13 07:35	03/29/13 18:31	1
Anthracene	<39		39	9.2	ug/Kg	⊖	03/26/13 07:35	03/29/13 18:31	1
Benzo[a]anthracene	<39		39	8.2	ug/Kg	⊖	03/26/13 07:35	03/29/13 18:31	1
Benzo[a]pyrene	<39		39	7.1	ug/Kg	⊖	03/26/13 07:35	03/29/13 18:31	1
Benzo[b]fluoranthene	<39		39	7.6	ug/Kg	⊖	03/26/13 07:35	03/29/13 18:31	1
Benzo[g,h,i]perylene	<39		39	13	ug/Kg	⊖	03/26/13 07:35	03/29/13 18:31	1
Benzo[k]fluoranthene	<39		39	9.3	ug/Kg	⊖	03/26/13 07:35	03/29/13 18:31	1
Bis(2-chloroethoxy)methane	<200		200	43	ug/Kg	⊖	03/26/13 07:35	03/29/13 18:31	1
Bis(2-chloroethyl)ether	<200		200	58	ug/Kg	⊖	03/26/13 07:35	03/29/13 18:31	1
Bis(2-ethylhexyl) phthalate	<200		200	52	ug/Kg	⊖	03/26/13 07:35	03/29/13 18:31	1
Butyl benzyl phthalate	<200		200	49	ug/Kg	⊖	03/26/13 07:35	03/29/13 18:31	1
Carbazole	<200		200	55	ug/Kg	⊖	03/26/13 07:35	03/29/13 18:31	1
Chrysene	<39		39	8.9	ug/Kg	⊖	03/26/13 07:35	03/29/13 18:31	1
Dibenz(a,h)anthracene	<39		39	11	ug/Kg	⊖	03/26/13 07:35	03/29/13 18:31	1
Dibenzofuran	<200		200	47	ug/Kg	⊖	03/26/13 07:35	03/29/13 18:31	1
Diethyl phthalate	<200		200	65	ug/Kg	⊖	03/26/13 07:35	03/29/13 18:31	1
Dimethyl phthalate	<200		200	49	ug/Kg	⊖	03/26/13 07:35	03/29/13 18:31	1
Di-n-butyl phthalate	<200		200	49	ug/Kg	⊖	03/26/13 07:35	03/29/13 18:31	1
Di-n-octyl phthalate	<200		200	80	ug/Kg	⊖	03/26/13 07:35	03/29/13 18:31	1
Fluoranthene	<39		39	16	ug/Kg	⊖	03/26/13 07:35	03/29/13 18:31	1
Fluorene	<39		39	8.9	ug/Kg	⊖	03/26/13 07:35	03/29/13 18:31	1
Hexachlorobenzene	<79		79	7.7	ug/Kg	⊖	03/26/13 07:35	03/29/13 18:31	1
Hexachlorobutadiene	<200		200	51	ug/Kg	⊖	03/26/13 07:35	03/29/13 18:31	1
Hexachlorocyclopentadiene	<790		790	180	ug/Kg	⊖	03/26/13 07:35	03/29/13 18:31	1
Hexachloroethane	<200		200	42	ug/Kg	⊖	03/26/13 07:35	03/29/13 18:31	1

TestAmerica Chicago

Client Sample Results

Client: Weston Solutions, Inc.
 Project/Site: IDOT - IL Rt. 59, West Chicago - 078

TestAmerica Job ID: 500-55430-1

Client Sample ID: EC-1(7-15)-032213

Lab Sample ID: 500-55430-12

Date Collected: 03/22/13 12:10

Matrix: Solid

Date Received: 03/22/13 15:50

Percent Solids: 84.2

Method: 8270D - Semivolatile Organic Compounds (GC/MS) (Continued)

Analyte	Result	Qualifier	RL	MDL	Unit	D	Prepared	Analyzed	Dil Fac
Indeno[1,2,3-cd]pyrene	<39		39	13	ug/Kg	0	03/26/13 07:35	03/29/13 18:31	1
Isophorone	<200		200	44	ug/Kg	0	03/26/13 07:35	03/29/13 18:31	1
Naphthalene	<39		39	7.6	ug/Kg	0	03/26/13 07:35	03/29/13 18:31	1
Nitrobenzene	<39		39	12	ug/Kg	0	03/26/13 07:35	03/29/13 18:31	1
N-Nitrosodi-n-propylamine	<200		200	50	ug/Kg	0	03/26/13 07:35	03/29/13 18:31	1
N-Nitrosodiphenylamine	<200		200	53	ug/Kg	0	03/26/13 07:35	03/29/13 18:31	1
Pentachlorophenol	<790		790	200	ug/Kg	0	03/26/13 07:35	03/29/13 18:31	1
Phenanthrene	<39		39	16	ug/Kg	0	03/26/13 07:35	03/29/13 18:31	1
Phenol	<200		200	62	ug/Kg	0	03/26/13 07:35	03/29/13 18:31	1
Pyrene	<39		39	14	ug/Kg	0	03/26/13 07:35	03/29/13 18:31	1
Surrogate	%Recovery	Qualifier	Limits				Prepared	Analyzed	Dil Fac
2,4,6-Tribromophenol	57		35 - 137				03/26/13 07:35	03/29/13 18:31	1
2-Fluorobiphenyl	58		30 - 110				03/26/13 07:35	03/29/13 18:31	1
2-Fluorophenol	49		30 - 110				03/26/13 07:35	03/29/13 18:31	1
Nitrobenzene-d5	50		30 - 115				03/26/13 07:35	03/29/13 18:31	1
Phenol-d5	52		31 - 110				03/26/13 07:35	03/29/13 18:31	1
Terphenyl-d14	53		30 - 134				03/26/13 07:35	03/29/13 18:31	1

Method: 6010B - Metals (ICP) - TCLP

Analyte	Result	Qualifier	RL	MDL	Unit	D	Prepared	Analyzed	Dil Fac
Barium	0.27	J	0.50	0.010	mg/L		04/01/13 15:00	04/02/13 11:43	1
Beryllium	<0.0040		0.0040	0.0040	mg/L		04/01/13 15:00	04/02/13 11:43	1
Cadmium	<0.0050		0.0050	0.0020	mg/L		04/01/13 15:00	04/02/13 11:43	1
Chromium	<0.025		0.025	0.010	mg/L		04/01/13 15:00	04/02/13 11:43	1
Cobalt	<0.025		0.025	0.0050	mg/L		04/01/13 15:00	04/02/13 11:43	1
Copper	<0.025		0.025	0.010	mg/L		04/01/13 15:00	04/02/13 11:43	1
Iron	<0.20		0.20	0.20	mg/L		04/01/13 15:00	04/02/13 11:43	1
Lead	<0.0075		0.0075	0.0050	mg/L		04/01/13 15:00	04/02/13 11:43	1
Manganese	0.83		0.025	0.010	mg/L		04/01/13 15:00	04/02/13 11:43	1
Nickel	0.010	J	0.025	0.010	mg/L		04/01/13 15:00	04/02/13 11:43	1
Selenium	<0.050		0.050	0.010	mg/L		04/01/13 15:00	04/02/13 11:43	1
Silver	<0.025		0.025	0.0050	mg/L		04/01/13 15:00	04/02/13 11:43	1
Zinc	0.034	J	0.10	0.020	mg/L		04/01/13 15:00	04/02/13 11:43	1

Method: 6010B - Metals (ICP) - SPLP East

Analyte	Result	Qualifier	RL	MDL	Unit	D	Prepared	Analyzed	Dil Fac
Barium	0.082	J	0.50	0.010	mg/L		04/01/13 15:00	04/02/13 12:07	1
Beryllium	<0.0040		0.0040	0.0040	mg/L		04/01/13 15:00	04/02/13 12:07	1
Cadmium	<0.0050		0.0050	0.0020	mg/L		04/01/13 15:00	04/02/13 12:07	1
Chromium	<0.025		0.025	0.010	mg/L		04/01/13 15:00	04/02/13 12:07	1
Cobalt	<0.025		0.025	0.0050	mg/L		04/01/13 15:00	04/02/13 12:07	1
Copper	<0.025		0.025	0.010	mg/L		04/01/13 15:00	04/02/13 12:07	1
Iron	5.2		0.20	0.20	mg/L		04/01/13 15:00	04/02/13 12:07	1
Lead	<0.0075		0.0075	0.0050	mg/L		04/01/13 15:00	04/02/13 12:07	1
Manganese	0.032		0.025	0.010	mg/L		04/01/13 15:00	04/02/13 12:07	1
Nickel	<0.025		0.025	0.010	mg/L		04/01/13 15:00	04/02/13 12:07	1
Selenium	<0.050		0.050	0.010	mg/L		04/01/13 15:00	04/02/13 12:07	1
Silver	<0.025		0.025	0.0050	mg/L		04/01/13 15:00	04/02/13 12:07	1
Zinc	0.030	J	0.10	0.020	mg/L		04/01/13 15:00	04/02/13 12:07	1

TestAmerica Chicago

Client Sample Results

Client: Weston Solutions, Inc.
 Project/Site: IDOT - IL Rt. 59, West Chicago - 078

TestAmerica Job ID: 500-55430-1

Client Sample ID: EC-1(7-15)-032213

Lab Sample ID: 500-55430-12

Date Collected: 03/22/13 12:10

Matrix: Solid

Date Received: 03/22/13 15:50

Percent Solids: 84.2

Method: 6010B - Total Metals									
Analyte	Result	Qualifier	RL	MDL	Unit	D	Prepared	Analyzed	Dil Fac
Aluminum	9900		11	2.3	mg/Kg	⊖	03/24/13 07:22	03/26/13 05:09	1
Antimony	<1.1		1.1	0.15	mg/Kg	⊖	03/24/13 07:22	03/26/13 05:09	1
Arsenic	8.0		0.55	0.12	mg/Kg	⊖	03/24/13 07:22	03/26/13 05:09	1
Barium	43		0.55	0.065	mg/Kg	⊖	03/24/13 07:22	03/26/13 05:09	1
Beryllium	0.64		0.22	0.016	mg/Kg	⊖	03/24/13 07:22	03/26/13 05:09	1
Cadmium	0.60		0.11	0.027	mg/Kg	⊖	03/24/13 07:22	03/26/13 05:09	1
Calcium	51000	B	11	1.9	mg/Kg	⊖	03/24/13 07:22	03/26/13 05:09	1
Chromium	15		0.55	0.092	mg/Kg	⊖	03/24/13 07:22	03/26/13 05:09	1
Cobalt	8.6		0.27	0.029	mg/Kg	⊖	03/24/13 07:22	03/26/13 05:09	1
Copper	22		0.55	0.15	mg/Kg	⊖	03/24/13 07:22	03/26/13 05:09	1
Iron	19000		11	4.8	mg/Kg	⊖	03/24/13 07:22	03/26/13 05:09	1
Lead	11		0.27	0.094	mg/Kg	⊖	03/24/13 07:22	03/26/13 05:09	1
Magnesium	33000	B	5.5	1.1	mg/Kg	⊖	03/24/13 07:22	03/26/13 05:09	1
Manganese	400		0.55	0.077	mg/Kg	⊖	03/24/13 07:22	03/26/13 05:09	1
Nickel	22		0.55	0.12	mg/Kg	⊖	03/24/13 07:22	03/26/13 05:09	1
Potassium	2400		27	3.1	mg/Kg	⊖	03/24/13 07:22	03/26/13 05:09	1
Selenium	<0.55		0.55	0.16	mg/Kg	⊖	03/24/13 07:22	03/26/13 05:09	1
Silver	<0.27		0.27	0.033	mg/Kg	⊖	03/24/13 07:22	03/26/13 05:09	1
Sodium	350	B	55	10	mg/Kg	⊖	03/24/13 07:22	03/26/13 05:09	1
Thallium	0.26	J	0.55	0.14	mg/Kg	⊖	03/24/13 07:22	03/26/13 05:09	1
Vanadium	21		0.27	0.042	mg/Kg	⊖	03/24/13 07:22	03/26/13 05:09	1
Zinc	44		1.1	0.38	mg/Kg	⊖	03/24/13 07:22	03/26/13 05:09	1
Method: 7470A - Mercury (CVAA) - TCLP									
Analyte	Result	Qualifier	RL	MDL	Unit	D	Prepared	Analyzed	Dil Fac
Mercury	0.055	JB	0.20	0.020	ug/L	---	04/01/13 16:30	04/02/13 11:30	1
Method: 7470A - Mercury (CVAA) - SPLP East									
Analyte	Result	Qualifier	RL	MDL	Unit	D	Prepared	Analyzed	Dil Fac
Mercury	0.065	JB	0.20	0.020	ug/L	---	04/01/13 16:30	04/02/13 09:35	1
Method: 7471B - Mercury in Solid or Semisolid Waste (Manual Cold Vapor Technique)									
Analyte	Result	Qualifier	RL	MDL	Unit	D	Prepared	Analyzed	Dil Fac
Mercury	27		18	6.7	ug/Kg	⊖	03/26/13 15:15	03/27/13 09:58	1
General Chemistry									
Analyte	Result	Qualifier	RL	MDL	Unit	D	Prepared	Analyzed	Dil Fac
pH	7.74		0.200	0.200	SU	---		03/30/13 14:13	1

- 1
- 2
- 3
- 4
- 5
- 6
- 7
- 8
- 9
- 10
- 11
- 12
- 13
- 14
- 15

TestAmerica Chicago

Definitions/Glossary

Client: Weston Solutions, Inc.
 Project/Site: IDOT - IL Rt. 59, West Chicago - 078

TestAmerica Job ID: 500-55430-1

Qualifiers

GC/MS Semi VOA

Qualifier	Qualifier Description
-	LCS or LCSD exceeds the control limits
J	Result is less than the RL but greater than or equal to the MDL and the concentration is an approximate value.
F	MS or MSD exceeds the control limits
F	RPD of the MS and MSD exceeds the control limits

Metals

Qualifier	Qualifier Description
J	Result is less than the RL but greater than or equal to the MDL and the concentration is an approximate value.
B	Compound was found in the blank and sample.
F	Duplicate RPD exceeds the control limit
4	MS, MSD: The analyte present in the original sample is 4 times greater than the matrix spike concentration; therefore, control limits are not applicable.
F	MS or MSD exceeds the control limits
F	RPD of the MS and MSD exceeds the control limits

Glossary

Abbreviation	These commonly used abbreviations may or may not be present in this report.
-	Listed under the "D" column to designate that the result is reported on a dry weight basis
%R	Percent Recovery
CNF	Contains no Free Liquid
DER	Duplicate error ratio (normalized absolute difference)
DL, RA, RE, IN	Indicates a Dilution, Re-analysis, Re-extraction, or additional initial metals/anion analysis of the sample
DLC	Decision level concentration
MDA	Minimum detectable activity
EDL	Estimated Detection Limit
MDC	Minimum detectable concentration
MDL	Method Detection Limit
ML	Minimum Level (Dioxin)
ND	Not detected at the reporting limit (or MDL or EDL if shown)
PQL	Practical Quantitation Limit
QC	Quality Control
RER	Relative error ratio
RL	Reporting Limit or Requested Limit (Radiochemistry)
RPD	Relative Percent Difference, a measure of the relative difference between two points
TEF	Toxicity Equivalent Factor (Dioxin)
TEQ	Toxicity Equivalent Quotient (Dioxin)

1
2
3
4
5
6
7
8
9
10
11
12
13
14
15

Certification Summary

Client: Weston Solutions, Inc.
 Project/Site: IDOT - IL Rt. 59, West Chicago - 078

TestAmerica Job ID: 500-55430-1

Laboratory: TestAmerica Chicago

All certifications held by this laboratory are listed. Not all certifications are applicable to this report.

Authority	Program	EPA Region	Certification ID	Expiration Date
Alabama	State Program	4	40461	04-30-13
California	NELAP	9	01132CA	04-30-13
Georgia	State Program	4	N/A	04-30-13
Georgia	State Program	4	939	04-30-13
Hawaii	State Program	9	N/A	04-30-13
Illinois	NELAP	5	100201	04-30-13
Indiana	State Program	5	C-IL-02	04-30-13
Iowa	State Program	7	82	05-01-14
Kansas	NELAP	7	E-10161	10-31-13
Kentucky	State Program	4	90023	12-31-13
Kentucky (UST)	State Program	4	66	04-11-13
Louisiana	NELAP	6	30720	06-30-13
Massachusetts	State Program	1	M-IL035	06-30-13
Mississippi	State Program	4	N/A	04-30-13
North Carolina DENR	State Program	4	291	12-31-13
North Dakota	State Program	8	R-194	04-30-13
Oklahoma	State Program	6	8908	08-31-13
South Carolina	State Program	4	77001	04-30-13
Texas	NELAP	6	T104704252-09-TX	02-28-14
USDA	Federal		P330-12-00038	02-06-15
Virginia	NELAP	3	460142	06-14-13
Wisconsin	State Program	5	999580010	08-31-13
Wyoming	State Program	8	8TMS-Q	04-30-13

- 1
- 2
- 3
- 4
- 5
- 6
- 7
- 8
- 9
- 10
- 11
- 12
- 13
- 14
- 15

TestAmerica Chicago

TestAmerica



500-55430 Chain of Custody

Report To (optional)
 Contact: S. Robinson-Kramer
 Company: Weston
 Address: 750 E. Bellvue Ct. Ste. 500
 Address: Norwood Hills, IL 60061
 Phone: 847-918-4018
 Fax: 847-918-4055
 E-Mail:

Bill To (optional)
 Contact:
 Company:
 Address:
 Address: Same
 Phone:
 Fax:
 PO#/Reference#:

Chain of Custody Record

Lab Job #: 500-55430
 Chain of Custody Number:
 Page _____ of _____
 Temperature °C of Cooler: 42

ID #	MS/MSD	Sample ID	Sampling		# of Containers	Matrix	VOCs	SVOCs	TCL Metals	TCLP/SLP Metals	PH	Preservative Key
			Date	Time								
1		VL-1(0-7)-032213	3-22-13	0830	2	S	X	X	X	X	X	1. HCL, Cool to 4° 2. H2SO4, Cool to 4° 3. HNO3, Cool to 4° 4. NaOH, Cool to 4° 5. NaOH/Zn, Cool to 4° 6. NaHCO3 7. Cool to 4° 8. None 9. Other
2		VL-1(0-7)-032213D		0830								
3		VL-1(7-15)-032213		0840								
4		CG-1(0-7)-032213		0915								
5		CG-1(7-15)-032213		0925								
6		MG-1(0-7)-032213		1005								
7		MG-1(7-15)-032213		1015								
8		MG-1(15-20)-032213		1025								
9		MD-1(0-7)-032213		1050								
10		MD-1(7-15)-032213	3-22-13	1100	2	S	X	X	X	X	X	

Turnaround Time Required (Business Days)
 ___ 1 Day ___ 2 Days ___ 5 Days ___ 7 Days ___ 10 Days ___ 15 Days ___ Standard ___ Other
 Requested Due Date: _____

Sample Disposal
 Return to Client Disposal by Lab Archive for _____ Months (A fee may be assessed if samples are retained longer than 1 month)

Requisitioned By: <u>Janet Kelly</u>	Company: <u>Weston</u>	Date: <u>3-22-13</u>	Time: <u>1430</u>	Received By: <u>Roger Williamson</u>	Company: <u>T.A.</u>	Date: <u>3/22/13</u>	Time: <u>1430</u>	Lab Courier: <u>TR</u>
Requisitioned By: <u>Roger Williamson</u>	Company: <u>T.A.</u>	Date: <u>3/22/13</u>	Time: <u>1550</u>	Received By: <u>Andrew Smith</u>	Company: <u>T.A.-CHT</u>	Date: <u>3/22/13</u>	Time: <u>1550</u>	Shipped: _____
Requisitioned By: _____	Company: _____	Date: _____	Time: _____	Received By: _____	Company: _____	Date: _____	Time: _____	Hand Delivered: _____

Matrix Key
 WW - Wastewater SE - Sediment
 W - Water SO - Soil
 S - Soil L - Leachate
 SL - Sludge W - Wipe
 MS - Miscellaneous DW - Drinking Water
 OL - Oil O - Other
 A - Air

Client Comments:

Lab Comments:



Report To (optional)
 Contact: S. Babusankumar
 Company: Weston
 Address: 750 E. Barker Ct. Ste 500
 Address: Newport Hills, IL 60061
 Phone: 847-918-4018
 Fax: 847-918-4055
 E-Mail:

Bill To (optional)
 Contact:
 Company:
 Address:
 Address:
 Phone: same
 Fax:
 PO#/Reference#

Chain of Custody Record

Lab Job #: 500-55430
 Chain of Custody Number:
 Page _____ of _____
 Temperature °C of Cooler: 4.2

Lab ID	MICROB	Sample ID	Sampling		# of Containers	Matrix	VOCs	SVOCs	TCL Metals	TCL/SLP Metals	PH	Comments
			Date	Time								
11		EC-1(0-7)-032213	3-27-13	1200	2	S	X	X	X	X	X	
12		EC-1(7-15)-032213		1210								
13		RI-1(0-7)-032213		1235								
14		RI-1(7-15)-032213		1240								
15		WE-1(0-7)-032213		1315								
16		WE-1(0-7)-032213D		1315								
17		WE-1(7-15)-032213		1325								
18		SB-1(0-7)-032213		1355								
19		SB-1(7-15)-032213	3-22-13	1405	2	S	X	X	X	X	X	

7.4.2013 3-22-13

Turnaround Time Required (Business Days)
 Requested Due Date: Standard Other Return to Client Disposal by Lab Archive for _____ Months (A fee may be assessed if samples are retained longer than 1 month)

Relinquished by <u>Joseph A. Walsh</u> Company <u>Weston</u> Date <u>3-22-13</u> Time <u>1430</u>	Relinquished by <u>Rosal Williams</u> Company <u>T.A.</u> Date <u>3/22/13</u> Time <u>1550</u>	Received by <u>Rosal Williams</u> Company <u>T.A.</u> Date <u>3/22/13</u> Time <u>1430</u>	Received by <u>Sherrin Cook</u> Company <u>FA-CH</u> Date <u>3/22/13</u> Time <u>1550</u>	Lab Counter <u>FA</u>
--	---	---	--	--------------------------

Matrix Key: WW - Wastewater, W - Water, S - Soil, SL - Sludge, MS - Miscellaneous, CL - Oil, A - Air, SE - Sediment, SO - Soil, L - Leachate, W - Wipe, DW - Drinking Water, O - Other

Client Comments:
 Lab Comments:



Illinois Environmental Protection Agency

Bureau of Land • 1021 North Grand Avenue East • P.O. Box 19276 • Springfield • Illinois • 62794-9276

Uncontaminated Soil Certification
by Licensed Professional Engineer or Licensed Professional Geologist
for Use of Uncontaminated Soil as Fill in a CCDD or Uncontaminated Soil Fill Operation
LPC-663

Revised in accordance with 35 Ill. Adm. Code 1100, as amended by PCB R2012-009 (eff. Aug. 27, 2012)

This certification form is to be used by professional engineers and professional geologists to certify, pursuant to 35 Ill. Adm. Code 1100.205(a)(1)(B), that soil (i) is uncontaminated soil and (ii) is within a pH range of 6.26 to 9.0. If you have questions about this form, please telephone the Bureau of Land Permit Section at 217/524-3300.

This form may be completed online, saved locally, printed and signed, and submitted to prospective clean construction or demolition debris (CCDD) fill operations or uncontaminated soil fill operations.

I. Source Location Information

(Describe the location of the source of the uncontaminated soil)

Project Name: FAP 338: IL Route 59 at Washington St & Main St Office Phone Number, if available: _____

Physical Site Location (address, including number and street):
600 E. Washington Street (SE corner of S. Neltnor Blvd and E. Washington St)

City: West Chicago State: IL Zip Code: _____

County: DuPage Township: _____

Lat/Long of approximate center of site in decimal degrees (DD.ddddd) to five decimal places (e.g., 40.67890, -90.12345):

Latitude: 41.884988876 Longitude: -88.194221507
(Decimal Degrees) (-Decimal Degrees)

Identify how the lat/long data were determined:

GPS Map Interpolation Photo Interpolation Survey Other

IEPA Site Number(s), if assigned: BOL: _____ BOW: _____ BOA: _____

II. Owner/Operator Information for Source Site

Site Owner		Site Operator	
Name:	<u>Illinois Department of Transportation</u>	Name:	<u>Illinois Department of Transportation</u>
Street Address:	<u>201 West Center Court</u>	Street Address:	<u>201 West Center Court</u>
PO Box:	_____	PO Box:	_____
City:	<u>Schaumburg</u> State: <u>IL</u>	City:	<u>Schaumburg</u> State: <u>IL</u>
Zip Code:	<u>60196-1096</u> Phone: <u>847-705-4101</u>	Zip Code:	<u>60196-1096</u> Phone: <u>847-705-4101</u>
Contact:	<u>Sam Mead</u>	Contact:	<u>Sam Mead</u>
Email, if available:	<u>Sam.Mead@illinois.gov</u>	Email, if available:	<u>Sam.Mead@illinois.gov</u>

This Agency is authorized to require this information under Section 4 and Title X of the Environmental Protection Act (415 ILCS 5/4, 5/39). Failure to disclose this information may result in: a civil penalty of not to exceed \$50,000 for the violation and an additional civil penalty of not to exceed \$10,000 for each day during which the violation continues (415 ILCS 5/42). This form has been approved by the Forms Management Center.
IL 532-2922
LPC 663 Rev. 8/2012

Project Name: FAP 338: IL Route 59 at Washington St & Main St
Latitude: 41.884988876 Longitude: -88.194221507

Uncontaminated Site Certification

III. Basis for Certification and Attachments

For each item listed below, reference the attachments to this form that provide the required information.

- a. A Description of the soil sample points and how they were determined to be sufficient in number and appropriately located 35 Ill. Adm. Code 1100.610(a):

LOCATION SB-1 WAS SAMPLED ADJACENT TO ISGS SITE No. 2628-4. SEE FIGURE 3-1 AND TABLE 4-1 OF THE REVISED PRELIMINARY SITE INVESTIGATION REPORT FOR SAMPLING DETAILS.

- b. Analytical soil testing results to show that soil chemical constituents comply with the maximum allowable concentrations established pursuant to 35 Ill. Adm. Code Part 1100, Subpart F and that the soil pH is within the range of 6.25 to 9.0, including the documentation of chain of custody control, a copy of the lab analysis; the accreditation status of the laboratory performing the analysis; and certification by an authorized agent of the laboratory that the analysis has been performed in accordance with the Agency's rules for the accreditation of environmental and the scope of the accreditation [35 Ill. Adm. Code 1100.201(g), 1100.205(a), 1100.610]:

TEST AMERICA ANALYTICAL REPORT - JOB ID: 500-55430-1.


IV. Certification Statement, Signature and Seal of Licensed Professional Engineer or Licensed Professional Geologist

I, Steven Gobelman (name of licensed professional engineer or geologist) certify under penalty of law that the information submitted, including but not limited to, all attachments and other information, is to the best of my knowledge and belief, true, accurate and complete. In accordance with the Environmental Protection Act [415 ILCS 5/22.51 or 22.51a] and 35 Ill. Adm. Code 1100.205(a), I certify that the soil from this site is uncontaminated soil. I also certify that the soil pH is within the range of 6.25 to 9.0. In addition, I certify that the soil has not been removed from the site as part of a cleanup or removal of contaminants. All necessary documentation is attached.

Any person who knowingly makes a false, fictitious, or fraudulent material statement, orally or in writing, to the Illinois EPA commits a Class 4 felony. A second or subsequent offense after conviction is a Class 3 felony. (415 ILCS 5/44(h))

Company Name: Illinois Department of Transportation
Street Address: 2300 south Dirksen Parkway
City: Springfield State: IL Zip Code: 62764
Phone: 217-785-4246

Steven Gobelman
Printed Name:


Licensed Professional Engineer or
Licensed Professional Geologist Signature:

4/17/12
Date:



P.E. or L.P.G. Seal:

Summary Table of ISGS Site No. 2628-4
Comparison of Detected Constituents to Applicable Reference Concentrations
Soil Analytical Results
 Illinois Department of Transportation
FAP 338: IL Route 59 (Neltnor Blvd.) at Washington Street and Main Street
 West Chicago, DuPage County, Illinois

Field Sample ID	SB-1(0-7)-032213	SB-1(7-15)-032213	Soil Reference Concentrations ^A
Sample Date	3/22/2013	3/22/2013	
Location ID	SB-1	SB-1	
Depth	0 - 7	7 - 15	
Parameter			
Laboratory pH (s.u.)	8.24	8.19	<6.25 / >9.0
VOCs	None Detected		
SVOCs (ug/kg)			
Benzo(a)anthracene	15 J	ND	900 / 1100 / 1800
Benzo(a)pyrene	13 J	ND	90 / 1300 / 2100
Benzo(b)fluoranthene	18 J	ND	900 / 1500 / 2100
Chrysene	16 J	ND	88000
Fluoranthene	36 J	ND	3100000
Pyrene	22 J	ND	2300000
TCL Metals (mg/kg)			
Arsenic, Total	8.9	7.4	11.3 / 13
Barium, Total	55	38	1500
Beryllium, Total	0.75	0.61	22
Cadmium, Total	0.57	0.6	5.2
Calcium, Total	43000 B	71000 B	---
Chromium, Total	20	15	21
Cobalt, Total	9.9	7.6	20
Copper, Total	23	21	2900
Iron, Total	23000	18000	15000 / 15000
Lead, Total	13	11	107
Magnesium, Total	29000 B	33000 B	325000
Manganese, Total	360	340	630 / 636
Mercury, Total	0.049	0.029	0.89
Nickel, Total	25	20	100
Potassium, Total	2700	2600	---
Sodium, Total	250 B	220 B	---
Thallium, Total	0.61	0.26 J	2.6
Vanadium, Total	25	19	550
Zinc, Total	53	45	5100
TCLP Metals (mg/l)			
Barium, TCLP	0.41 J	0.26 J	2
Copper, TCLP	0.015 J	ND	0.65
Manganese, TCLP	0.33	1.3	0.15
Nickel, TCLP	0.01 J	0.013 J	0.1
Zinc, TCLP	0.043 J	0.02 J	5
SPLP Metals (mg/l)			
Barium, SPLP	0.083 J	0.094 J	2
Chromium, SPLP	0.012 J	0.013 J	0.1
Copper, SPLP	0.011 J	0.018 J	0.65
Iron, SPLP	7.3	9.6	5
Lead, SPLP	ND	0.0061 J	0.0075
Manganese, SPLP	0.03	0.095	0.15
Nickel, SPLP	ND	0.013 J	0.1
Zinc, SPLP	0.036 J	0.047 J	5

Notes:

--- - not applicable or value not available.

^A - Soil reference concentrations from MAC Table and from TACO for leachable metals.

Background values for Chicago corporate limits and MSA counties for VOCs and SVOCs are included, as applicable. Background values included for total inorganics, as applicable.

ND - Constituent not detected above the reporting limit.

B - Constituent detected in the blank and investigative sample.

J - Estimated concentration.

Shaded values indicate concentration exceeds Reference Concentration.

TestAmerica

THE LEADER IN ENVIRONMENTAL TESTING

ANALYTICAL REPORT

TestAmerica Laboratories, Inc.
TestAmerica Chicago
2417 Bond Street
University Park, IL 60484
Tel: (708)534-5200

TestAmerica Job ID: 500-55430-1
Client Project/Site: IDOT - IL Rt. 59, West Chicago - 078

For:
Weston Solutions, Inc.
750 E. Bunker Court
Suite 500
Vernon Hills, Illinois 60061-1450

Attn: Mr. S. Babusukumar



Authorized for release by:
4/4/2013 3:31:14 PM

Richard Wright
Project Manager II
richard.wright@testamericainc.com



LINKS

Review your project
results through
TotalAccess

Have a Question?
**Ask
The
Expert**

Visit us at:
www.testamericainc.com

The test results in this report meet all 2003 NELAP and 2009 TNI requirements for accredited parameters, exceptions are noted in this report. This report may not be reproduced except in full, and with written approval from the laboratory. For questions please contact the Project Manager at the e-mail address or telephone number listed on this page.

This report has been electronically signed and authorized by the signatory. Electronic signature is intended to be the legally binding equivalent of a traditionally handwritten signature.

Results relate only to the items tested and the sample(s) as received by the laboratory.



Client Sample Results

Client: Weston Solutions, Inc.
 Project/Site: IDOT - IL Rt. 59, West Chicago - 078

TestAmerica Job ID: 500-55430-1

Client Sample ID: SB-1(0-7)-032213

Lab Sample ID: 500-55430-18

Date Collected: 03/22/13 13:55

Matrix: Solid

Date Received: 03/22/13 15:50

Percent Solids: 79.2

Method: 8260B - VOC

Analyte	Result	Qualifier	RL	MDL	Unit	D	Prepared	Analyzed	Dil Fac
Acetone	<6.3		6.3	2.7	ug/Kg	⊖		04/02/13 00:11	1
Benzene	<6.3		6.3	0.86	ug/Kg	⊖		04/02/13 00:11	1
Bromodichloromethane	<6.3		6.3	1.1	ug/Kg	⊖		04/02/13 00:11	1
Bromoform	<6.3		6.3	1.5	ug/Kg	⊖		04/02/13 00:11	1
Bromomethane	<6.3		6.3	1.9	ug/Kg	⊖		04/02/13 00:11	1
Carbon disulfide	<6.3		6.3	0.94	ug/Kg	⊖		04/02/13 00:11	1
Carbon tetrachloride	<6.3		6.3	1.1	ug/Kg	⊖		04/02/13 00:11	1
Chlorobenzene	<6.3		6.3	0.64	ug/Kg	⊖		04/02/13 00:11	1
Chloroethane	<6.3		6.3	1.7	ug/Kg	⊖		04/02/13 00:11	1
Chloroform	<6.3		6.3	0.73	ug/Kg	⊖		04/02/13 00:11	1
Chloromethane	<6.3		6.3	1.3	ug/Kg	⊖		04/02/13 00:11	1
cis-1,2-Dichloroethene	<6.3		6.3	0.89	ug/Kg	⊖		04/02/13 00:11	1
cis-1,3-Dichloropropene	<6.3		6.3	0.83	ug/Kg	⊖		04/02/13 00:11	1
Dibromochloromethane	<6.3		6.3	1.1	ug/Kg	⊖		04/02/13 00:11	1
1,1-Dichloroethane	<6.3		6.3	1.0	ug/Kg	⊖		04/02/13 00:11	1
1,2-Dichloroethane	<6.3		6.3	0.94	ug/Kg	⊖		04/02/13 00:11	1
1,1-Dichloroethene	<6.3		6.3	1.0	ug/Kg	⊖		04/02/13 00:11	1
1,2-Dichloropropane	<6.3		6.3	0.96	ug/Kg	⊖		04/02/13 00:11	1
1,3-Dichloropropene, Total	<6.3		6.3	0.83	ug/Kg	⊖		04/02/13 00:11	1
Ethylbenzene	<6.3		6.3	1.3	ug/Kg	⊖		04/02/13 00:11	1
2-Hexanone	<6.3		6.3	1.8	ug/Kg	⊖		04/02/13 00:11	1
Methylene Chloride	<6.3		6.3	1.7	ug/Kg	⊖		04/02/13 00:11	1
Methyl Ethyl Ketone	<6.3		6.3	2.3	ug/Kg	⊖		04/02/13 00:11	1
methyl isobutyl ketone	<6.3		6.3	1.7	ug/Kg	⊖		04/02/13 00:11	1
Methyl tert-butyl ether	<6.3		6.3	1.0	ug/Kg	⊖		04/02/13 00:11	1
Styrene	<6.3		6.3	0.83	ug/Kg	⊖		04/02/13 00:11	1
1,1,2,2-Tetrachloroethane	<6.3		6.3	1.3	ug/Kg	⊖		04/02/13 00:11	1
Tetrachloroethene	<6.3		6.3	0.96	ug/Kg	⊖		04/02/13 00:11	1
Toluene	<6.3		6.3	0.88	ug/Kg	⊖		04/02/13 00:11	1
trans-1,2-Dichloroethene	<6.3		6.3	0.87	ug/Kg	⊖		04/02/13 00:11	1
trans-1,3-Dichloropropene	<6.3		6.3	1.1	ug/Kg	⊖		04/02/13 00:11	1
1,1,1-Trichloroethane	<6.3		6.3	0.94	ug/Kg	⊖		04/02/13 00:11	1
1,1,2-Trichloroethane	<6.3		6.3	0.86	ug/Kg	⊖		04/02/13 00:11	1
Trichloroethene	<6.3		6.3	1.0	ug/Kg	⊖		04/02/13 00:11	1
Vinyl chloride	<6.3		6.3	1.3	ug/Kg	⊖		04/02/13 00:11	1
Xylenes, Total	<13		13	0.57	ug/Kg	⊖		04/02/13 00:11	1

Surrogate	%Recovery	Qualifier	Limits	Prepared	Analyzed	Dil Fac
4-Bromofluorobenzene (Surr)	100		70 - 122		04/02/13 00:11	1
Dibromofluoromethane	100		75 - 120		04/02/13 00:11	1
1,2-Dichloroethane-d4 (Surr)	100		70 - 134		04/02/13 00:11	1
Toluene-d8 (Surr)	110		75 - 122		04/02/13 00:11	1

Method: 8270D - Semivolatile Organic Compounds (GC/MS)

Analyte	Result	Qualifier	RL	MDL	Unit	D	Prepared	Analyzed	Dil Fac
1,2,4-Trichlorobenzene	<210		210	47	ug/Kg	⊖	03/26/13 07:35	03/29/13 20:40	1
1,2-Dichlorobenzene	<210		210	45	ug/Kg	⊖	03/26/13 07:35	03/29/13 20:40	1
1,3-Dichlorobenzene	<210		210	44	ug/Kg	⊖	03/26/13 07:35	03/29/13 20:40	1
1,4-Dichlorobenzene	<210		210	44	ug/Kg	⊖	03/26/13 07:35	03/29/13 20:40	1
2,2'-oxybis[1-chloropropane]	<210		210	46	ug/Kg	⊖	03/26/13 07:35	03/29/13 20:40	1

TestAmerica Chicago

Client Sample Results

Client: Weston Solutions, Inc.
Project/Site: IDOT - IL Rt. 59, West Chicago - 078

TestAmerica Job ID: 500-55430-1

Client Sample ID: SB-1(0-7)-032213

Lab Sample ID: 500-55430-18

Date Collected: 03/22/13 13:55

Matrix: Solid

Date Received: 03/22/13 15:50

Percent Solids: 79.2

Method: 8270D - Semivolatile Organic Compounds (GC/MS) (Continued)

Analyte	Result	Qualifier	RL	MDL	Unit	D	Prepared	Analyzed	Dil Fac
2,4,5-Trichlorophenol	<410		410	120	ug/Kg	⊖	03/26/13 07:35	03/29/13 20:40	1
2,4,6-Trichlorophenol	<410		410	52	ug/Kg	⊖	03/26/13 07:35	03/29/13 20:40	1
2,4-Dichlorophenol	<410		410	130	ug/Kg	⊖	03/26/13 07:35	03/29/13 20:40	1
2,4-Dimethylphenol	<410		410	130	ug/Kg	⊖	03/26/13 07:35	03/29/13 20:40	1
2,4-Dinitrophenol	<840		840	210	ug/Kg	⊖	03/26/13 07:35	03/29/13 20:40	1
2,4-Dinitrotoluene	<210		210	63	ug/Kg	⊖	03/26/13 07:35	03/29/13 20:40	1
2,6-Dinitrotoluene	<210		210	49	ug/Kg	⊖	03/26/13 07:35	03/29/13 20:40	1
2-Chloronaphthalene	<210		210	47	ug/Kg	⊖	03/26/13 07:35	03/29/13 20:40	1
2-Chlorophenol	<210		210	59	ug/Kg	⊖	03/26/13 07:35	03/29/13 20:40	1
2-Methylnaphthalene	<210		210	54	ug/Kg	⊖	03/26/13 07:35	03/29/13 20:40	1
2-Methylphenol	<210		210	55	ug/Kg	⊖	03/26/13 07:35	03/29/13 20:40	1
2-Nitroaniline	<210		210	75	ug/Kg	⊖	03/26/13 07:35	03/29/13 20:40	1
2-Nitrophenol	<410		410	65	ug/Kg	⊖	03/26/13 07:35	03/29/13 20:40	1
3 & 4 Methylphenol	<210		210	78	ug/Kg	⊖	03/26/13 07:35	03/29/13 20:40	1
3,3'-Dichlorobenzidine	<210	*	210	35	ug/Kg	⊖	03/26/13 07:35	03/29/13 20:40	1
3-Nitroaniline	<410	*	410	80	ug/Kg	⊖	03/26/13 07:35	03/29/13 20:40	1
4,6-Dinitro-2-methylphenol	<410		410	100	ug/Kg	⊖	03/26/13 07:35	03/29/13 20:40	1
4-Bromophenyl phenyl ether	<210		210	46	ug/Kg	⊖	03/26/13 07:35	03/29/13 20:40	1
4-Chloro-3-methylphenol	<410		410	200	ug/Kg	⊖	03/26/13 07:35	03/29/13 20:40	1
4-Chloroaniline	<840	*	840	130	ug/Kg	⊖	03/26/13 07:35	03/29/13 20:40	1
4-Chlorophenyl phenyl ether	<210		210	65	ug/Kg	⊖	03/26/13 07:35	03/29/13 20:40	1
4-Nitroaniline	<410		410	85	ug/Kg	⊖	03/26/13 07:35	03/29/13 20:40	1
4-Nitrophenol	<840		840	220	ug/Kg	⊖	03/26/13 07:35	03/29/13 20:40	1
Acenaphthene	<41		41	12	ug/Kg	⊖	03/26/13 07:35	03/29/13 20:40	1
Acenaphthylene	<41		41	9.5	ug/Kg	⊖	03/26/13 07:35	03/29/13 20:40	1
Anthracene	<41		41	9.7	ug/Kg	⊖	03/26/13 07:35	03/29/13 20:40	1
Benzo[a]anthracene	15 J		41	8.7	ug/Kg	⊖	03/26/13 07:35	03/29/13 20:40	1
Benzo[a]pyrene	13 J		41	7.5	ug/Kg	⊖	03/26/13 07:35	03/29/13 20:40	1
Benzo[b]fluoranthene	18 J		41	8.0	ug/Kg	⊖	03/26/13 07:35	03/29/13 20:40	1
Benzo[g,h]perylene	<41		41	14	ug/Kg	⊖	03/26/13 07:35	03/29/13 20:40	1
Benzo[k]fluoranthene	<41		41	9.9	ug/Kg	⊖	03/26/13 07:35	03/29/13 20:40	1
Bis(2-chloroethoxy)methane	<210		210	46	ug/Kg	⊖	03/26/13 07:35	03/29/13 20:40	1
Bis(2-chloroethyl)ether	<210		210	61	ug/Kg	⊖	03/26/13 07:35	03/29/13 20:40	1
Bis(2-ethoxy) phthalate	<210		210	55	ug/Kg	⊖	03/26/13 07:35	03/29/13 20:40	1
Butyl benzyl phthalate	<210		210	52	ug/Kg	⊖	03/26/13 07:35	03/29/13 20:40	1
Carbazole	<210		210	58	ug/Kg	⊖	03/26/13 07:35	03/29/13 20:40	1
Chrysene	16 J		41	9.4	ug/Kg	⊖	03/26/13 07:35	03/29/13 20:40	1
Dibenz(a,h)anthracene	<41		41	12	ug/Kg	⊖	03/26/13 07:35	03/29/13 20:40	1
Dibenzofuran	<210		210	50	ug/Kg	⊖	03/26/13 07:35	03/29/13 20:40	1
Diethyl phthalate	<210		210	69	ug/Kg	⊖	03/26/13 07:35	03/29/13 20:40	1
Dimethyl phthalate	<210		210	52	ug/Kg	⊖	03/26/13 07:35	03/29/13 20:40	1
Di-n-butyl phthalate	<210		210	52	ug/Kg	⊖	03/26/13 07:35	03/29/13 20:40	1
Di-n-octyl phthalate	<210		210	84	ug/Kg	⊖	03/26/13 07:35	03/29/13 20:40	1
Fluoranthene	36 J		41	17	ug/Kg	⊖	03/26/13 07:35	03/29/13 20:40	1
Fluorene	<41		41	9.4	ug/Kg	⊖	03/26/13 07:35	03/29/13 20:40	1
Hexachlorobenzene	<84		84	8.2	ug/Kg	⊖	03/26/13 07:35	03/29/13 20:40	1
Hexachlorobutadiene	<210		210	54	ug/Kg	⊖	03/26/13 07:35	03/29/13 20:40	1
Hexachlorocyclopentadiene	<840		840	190	ug/Kg	⊖	03/26/13 07:35	03/29/13 20:40	1
Hexachloroethane	<210		210	44	ug/Kg	⊖	03/26/13 07:35	03/29/13 20:40	1

TestAmerica Chicago

Client Sample Results

Client: Weston Solutions, Inc.
 Project/Site: IDOT - IL Rt. 59, West Chicago - 078

TestAmerica Job ID: 500-55430-1

Client Sample ID: SB-1(0-7)-032213

Lab Sample ID: 500-55430-18

Date Collected: 03/22/13 13:55

Matrix: Solid

Date Received: 03/22/13 15:50

Percent Solids: 79.2

Method: 8270D - Semivolatile Organic Compounds (GC/MS) (Continued)

Analyte	Result	Qualifier	RL	MDL	Unit	D	Prepared	Analyzed	Dil Fac
Indeno[1,2,3-cd]pyrene	<41		41	14	ug/Kg	0	03/26/13 07:35	03/29/13 20:40	1
Isophorone	<210		210	46	ug/Kg	0	03/26/13 07:35	03/29/13 20:40	1
Naphthalene	<41		41	8.0	ug/Kg	0	03/26/13 07:35	03/29/13 20:40	1
Nitrobenzene	<41		41	13	ug/Kg	0	03/26/13 07:35	03/29/13 20:40	1
N-Nitrosodi-n-propylamine	<210		210	53	ug/Kg	0	03/26/13 07:35	03/29/13 20:40	1
N-Nitrosodiphenylamine	<210		210	56	ug/Kg	0	03/26/13 07:35	03/29/13 20:40	1
Pentachlorophenol	<840		840	210	ug/Kg	0	03/26/13 07:35	03/29/13 20:40	1
Phenanthrene	<41		41	17	ug/Kg	0	03/26/13 07:35	03/29/13 20:40	1
Phenol	<210		210	66	ug/Kg	0	03/26/13 07:35	03/29/13 20:40	1
Pyrene	22	J	41	15	ug/Kg	0	03/26/13 07:35	03/29/13 20:40	1

Surrogate	%Recovery	Qualifier	Limits	Prepared	Analyzed	Dil Fac
2,4,6-Tribromophenol	84		35 - 137	03/26/13 07:35	03/29/13 20:40	1
2-Fluorobiphenyl	72		30 - 119	03/26/13 07:35	03/29/13 20:40	1
2-Fluorophenol	56		30 - 110	03/26/13 07:35	03/29/13 20:40	1
Nitrobenzene-d5	67		30 - 115	03/26/13 07:35	03/29/13 20:40	1
Phenol-d5	67		31 - 110	03/26/13 07:35	03/29/13 20:40	1
Terphenyl-d14	67		36 - 134	03/26/13 07:35	03/29/13 20:40	1

Method: 6010B - Metals (ICP) - TCLP

Analyte	Result	Qualifier	RL	MDL	Unit	D	Prepared	Analyzed	Dil Fac
Barium	0.41	J	0.50	0.010	mg/L		04/01/13 15:00	04/02/13 12:53	1
Beryllium	<0.0040		0.0040	0.0040	mg/L		04/01/13 15:00	04/02/13 12:53	1
Cadmium	<0.0050		0.0050	0.0020	mg/L		04/01/13 15:00	04/02/13 12:53	1
Chromium	<0.025		0.025	0.010	mg/L		04/01/13 15:00	04/02/13 12:53	1
Cobalt	<0.025		0.025	0.0050	mg/L		04/01/13 15:00	04/02/13 12:53	1
Copper	0.015	J	0.025	0.010	mg/L		04/01/13 15:00	04/02/13 12:53	1
Iron	<0.20		0.20	0.20	mg/L		04/01/13 15:00	04/02/13 12:53	1
Lead	<0.0075		0.0075	0.0050	mg/L		04/01/13 15:00	04/02/13 12:53	1
Manganese	0.33		0.025	0.010	mg/L		04/01/13 15:00	04/02/13 12:53	1
Nickel	0.010	J	0.025	0.010	mg/L		04/01/13 15:00	04/02/13 12:53	1
Selenium	<0.050		0.050	0.010	mg/L		04/01/13 15:00	04/02/13 12:53	1
Silver	<0.025		0.025	0.0050	mg/L		04/01/13 15:00	04/02/13 12:53	1
Zinc	0.043	J	0.10	0.020	mg/L		04/01/13 15:00	04/02/13 12:53	1

Method: 6010B - Metals (ICP) - SPLP East

Analyte	Result	Qualifier	RL	MDL	Unit	D	Prepared	Analyzed	Dil Fac
Barium	0.083	J	0.50	0.010	mg/L		04/01/13 15:00	04/02/13 12:39	1
Beryllium	<0.0040		0.0040	0.0040	mg/L		04/01/13 15:00	04/02/13 12:39	1
Cadmium	<0.0050		0.0050	0.0020	mg/L		04/01/13 15:00	04/02/13 12:39	1
Chromium	0.012	J	0.025	0.010	mg/L		04/01/13 15:00	04/02/13 12:39	1
Cobalt	<0.025		0.025	0.0050	mg/L		04/01/13 15:00	04/02/13 12:39	1
Copper	0.011	J	0.025	0.010	mg/L		04/01/13 15:00	04/02/13 12:39	1
Iron	7.3		0.20	0.20	mg/L		04/01/13 15:00	04/02/13 12:39	1
Lead	<0.0075		0.0075	0.0050	mg/L		04/01/13 15:00	04/02/13 12:39	1
Manganese	0.030		0.025	0.010	mg/L		04/01/13 15:00	04/02/13 12:39	1
Nickel	<0.025		0.025	0.010	mg/L		04/01/13 15:00	04/02/13 12:39	1
Selenium	<0.050		0.050	0.010	mg/L		04/01/13 15:00	04/02/13 12:39	1
Silver	<0.025		0.025	0.0050	mg/L		04/01/13 15:00	04/02/13 12:39	1
Zinc	0.036	J	0.10	0.020	mg/L		04/01/13 15:00	04/02/13 12:39	1

TestAmerica Chicago

Client Sample Results

Client: Weston Solutions, Inc.
 Project/Site: IDOT - IL Rt. 59, West Chicago - 078

TestAmerica Job ID: 500-55430-1

Client Sample ID: SB-1(0-7)-032213

Lab Sample ID: 500-55430-18

Date Collected: 03/22/13 13:55

Matrix: Solid

Date Received: 03/22/13 15:50

Percent Solids: 79.2

Method: 6010B - Total Metals									
Analyte	Result	Qualifier	RL	MDL	Unit	D	Prepared	Analyzed	Dil Fac
Aluminum	13000		12	2.6	mg/Kg	0	03/24/13 07:22	03/26/13 06:02	1
Antimony	<1.2		1.2	0.16	mg/Kg	0	03/24/13 07:22	03/26/13 06:02	1
Arsenic	8.9		0.61	0.13	mg/Kg	0	03/24/13 07:22	03/26/13 06:02	1
Barium	55		0.61	0.073	mg/Kg	0	03/24/13 07:22	03/26/13 06:02	1
Beryllium	0.75		0.25	0.018	mg/Kg	0	03/24/13 07:22	03/26/13 06:02	1
Cadmium	0.57		0.12	0.030	mg/Kg	0	03/24/13 07:22	03/26/13 06:02	1
Calcium	43000	B	12	2.2	mg/Kg	0	03/24/13 07:22	03/26/13 06:02	1
Chromium	20		0.61	0.10	mg/Kg	0	03/24/13 07:22	03/26/13 06:02	1
Cobalt	9.9		0.31	0.032	mg/Kg	0	03/24/13 07:22	03/26/13 06:02	1
Copper	23		0.61	0.17	mg/Kg	0	03/24/13 07:22	03/26/13 06:02	1
Iron	23000		12	5.3	mg/Kg	0	03/24/13 07:22	03/26/13 06:02	1
Lead	13		0.31	0.11	mg/Kg	0	03/24/13 07:22	03/26/13 06:02	1
Magnesium	29000	B	6.1	1.2	mg/Kg	0	03/24/13 07:22	03/26/13 06:02	1
Manganese	360		0.61	0.087	mg/Kg	0	03/24/13 07:22	03/26/13 06:02	1
Nickel	25		0.61	0.13	mg/Kg	0	03/24/13 07:22	03/26/13 06:02	1
Potassium	2700		31	3.5	mg/Kg	0	03/24/13 07:22	03/26/13 06:02	1
Selenium	<0.61		0.61	0.18	mg/Kg	0	03/24/13 07:22	03/26/13 06:02	1
Silver	<0.31		0.31	0.037	mg/Kg	0	03/24/13 07:22	03/26/13 06:02	1
Sodium	250	B	61	11	mg/Kg	0	03/24/13 07:22	03/26/13 06:02	1
Thallium	0.61		0.61	0.16	mg/Kg	0	03/24/13 07:22	03/26/13 06:02	1
Vanadium	25		0.31	0.047	mg/Kg	0	03/24/13 07:22	03/26/13 06:02	1
Zinc	53		1.2	0.42	mg/Kg	0	03/24/13 07:22	03/26/13 06:02	1

Method: 7470A - Mercury (CVAA) - TCLP									
Analyte	Result	Qualifier	RL	MDL	Unit	D	Prepared	Analyzed	Dil Fac
Mercury	0.057	J B	0.20	0.020	ug/L	-	04/01/13 16:30	04/02/13 11:41	1

Method: 7470A - Mercury (CVAA) - SPLP East									
Analyte	Result	Qualifier	RL	MDL	Unit	D	Prepared	Analyzed	Dil Fac
Mercury	0.065	J B	0.20	0.020	ug/L	-	04/01/13 16:30	04/02/13 09:51	1

Method: 7471B - Mercury in Solid or Semisolid Waste (Manual Cold Vapor Technique)									
Analyte	Result	Qualifier	RL	MDL	Unit	D	Prepared	Analyzed	Dil Fac
Mercury	49		20	7.6	ug/Kg	0	03/26/13 15:15	03/27/13 10:13	1

General Chemistry									
Analyte	Result	Qualifier	RL	MDL	Unit	D	Prepared	Analyzed	Dil Fac
pH	8.24		0.200	0.200	SU	-		03/30/13 14:27	1

- 1
- 2
- 3
- 4
- 5
- 6
- 7
- 8
- 9
- 10
- 11
- 12
- 13
- 14
- 15

TestAmerica Chicago

Client Sample Results

Client: Weston Solutions, Inc.
 Project/Site: IDOT - IL Rt. 59, West Chicago - 078

TestAmerica Job ID: 500-55430-1

Client Sample ID: SB-1(7-15)-032213

Lab Sample ID: 500-55430-19

Date Collected: 03/22/13 14:05

Matrix: Solid

Date Received: 03/22/13 15:50

Percent Solids: 84.2

Method: 8260B - VOC

Analyte	Result	Qualifier	RL	MDL	Unit	D	Prepared	Analyzed	Dil Fac
Acetone	<5.9		5.9	2.6	ug/Kg	0		04/02/13 00:35	1
Benzene	<5.9		5.9	0.81	ug/Kg	0		04/02/13 00:35	1
Bromodichloromethane	<5.9		5.9	1.0	ug/Kg	0		04/02/13 00:35	1
Bromoform	<5.9		5.9	1.4	ug/Kg	0		04/02/13 00:35	1
Bromomethane	<5.9		5.9	1.8	ug/Kg	0		04/02/13 00:35	1
Carbon disulfide	<5.9		5.9	0.89	ug/Kg	0		04/02/13 00:35	1
Carbon tetrachloride	<5.9		5.9	1.1	ug/Kg	0		04/02/13 00:35	1
Chlorobenzene	<5.9		5.9	0.60	ug/Kg	0		04/02/13 00:35	1
Chloroethane	<5.9		5.9	1.6	ug/Kg	0		04/02/13 00:35	1
Chloroform	<5.9		5.9	0.68	ug/Kg	0		04/02/13 00:35	1
Chloromethane	<5.9		5.9	1.2	ug/Kg	0		04/02/13 00:35	1
cis-1,2-Dichloroethene	<5.9		5.9	0.84	ug/Kg	0		04/02/13 00:35	1
cis-1,3-Dichloropropene	<5.9		5.9	0.78	ug/Kg	0		04/02/13 00:35	1
Dibromochloromethane	<5.9		5.9	1.0	ug/Kg	0		04/02/13 00:35	1
1,1-Dichloroethane	<5.9		5.9	0.94	ug/Kg	0		04/02/13 00:35	1
1,2-Dichloroethane	<5.9		5.9	0.88	ug/Kg	0		04/02/13 00:35	1
1,1-Dichloroethene	<5.9		5.9	0.96	ug/Kg	0		04/02/13 00:35	1
1,2-Dichloropropane	<5.9		5.9	0.90	ug/Kg	0		04/02/13 00:35	1
1,3-Dichloropropene, Total	<5.9		5.9	0.78	ug/Kg	0		04/02/13 00:35	1
Ethylbenzene	<5.9		5.9	1.2	ug/Kg	0		04/02/13 00:35	1
2-Hexanone	<5.9		5.9	1.7	ug/Kg	0		04/02/13 00:35	1
Methylene Chloride	<5.9		5.9	1.6	ug/Kg	0		04/02/13 00:35	1
Methyl Ethyl Ketone	<5.9		5.9	2.1	ug/Kg	0		04/02/13 00:35	1
methyl isobutyl ketone	<5.9		5.9	1.6	ug/Kg	0		04/02/13 00:35	1
Methyl tert-butyl ether	<5.9		5.9	0.98	ug/Kg	0		04/02/13 00:35	1
Styrene	<5.9		5.9	0.78	ug/Kg	0		04/02/13 00:35	1
1,1,2,2-Tetrachloroethane	<5.9		5.9	1.2	ug/Kg	0		04/02/13 00:35	1
Tetrachloroethene	<5.9		5.9	0.91	ug/Kg	0		04/02/13 00:35	1
Toluene	<5.9		5.9	0.83	ug/Kg	0		04/02/13 00:35	1
trans-1,2-Dichloroethene	<5.9		5.9	0.82	ug/Kg	0		04/02/13 00:35	1
trans-1,3-Dichloropropene	<5.9		5.9	1.1	ug/Kg	0		04/02/13 00:35	1
1,1,1-Trichloroethane	<5.9		5.9	0.89	ug/Kg	0		04/02/13 00:35	1
1,1,2-Trichloroethane	<5.9		5.9	0.81	ug/Kg	0		04/02/13 00:35	1
Trichloroethene	<5.9		5.9	0.98	ug/Kg	0		04/02/13 00:35	1
Vinyl chloride	<5.9		5.9	1.2	ug/Kg	0		04/02/13 00:35	1
Xylenes, Total	<12		12	0.54	ug/Kg	0		04/02/13 00:35	1

Surrogate	%Recovery	Qualifier	Limits	Prepared	Analyzed	Dil Fac
4-Bromofluorobenzene (Surr)	103		70 - 122		04/02/13 00:35	1
Dibromofluoromethane	103		75 - 120		04/02/13 00:35	1
1,2-Dichloroethane-d4 (Surr)	102		70 - 134		04/02/13 00:35	1
Toluene-d8 (Surr)	112		75 - 122		04/02/13 00:35	1

Method: 8270D - Semivolatile Organic Compounds (GC/MS)

Analyte	Result	Qualifier	RL	MDL	Unit	D	Prepared	Analyzed	Dil Fac
1,2,4-Trichlorobenzene	<190		190	42	ug/Kg	0	03/26/13 07:35	03/29/13 21:02	1
1,2-Dichlorobenzene	<190		190	41	ug/Kg	0	03/26/13 07:35	03/29/13 21:02	1
1,3-Dichlorobenzene	<190		190	39	ug/Kg	0	03/26/13 07:35	03/29/13 21:02	1
1,4-Dichlorobenzene	<190		190	39	ug/Kg	0	03/26/13 07:35	03/29/13 21:02	1
2,2'-oxybis[1-chloropropane]	<190		190	41	ug/Kg	0	03/26/13 07:35	03/29/13 21:02	1

TestAmerica Chicago

Client Sample Results

Client: Weston Solutions, Inc.
 Project/Site: IDOT - IL Rt. 59, West Chicago - 078

TestAmerica Job ID: 500-55430-1

Client Sample ID: SB-1(7-15)-032213

Lab Sample ID: 500-55430-19

Date Collected: 03/22/13 14:05

Matrix: Solid

Date Received: 03/22/13 15:50

Percent Solids: 84.2

Method: 8270D - Semivolatile Organic Compounds (GC/MS) (Continued)

Analyte	Result	Qualifier	RL	MDL	Unit	D	Prepared	Analyzed	Dil Fac
2,4,5-Trichlorophenol	<370		370	110	ug/Kg	0	03/26/13 07:35	03/29/13 21:02	1
2,4,6-Trichlorophenol	<370		370	47	ug/Kg	0	03/26/13 07:35	03/29/13 21:02	1
2,4-Dichlorophenol	<370		370	110	ug/Kg	0	03/26/13 07:35	03/29/13 21:02	1
2,4-Dimethylphenol	<370		370	120	ug/Kg	0	03/26/13 07:35	03/29/13 21:02	1
2,4-Dinitrophenol	<750		750	190	ug/Kg	0	03/26/13 07:35	03/29/13 21:02	1
2,4-Dinitrotoluene	<190		190	57	ug/Kg	0	03/26/13 07:35	03/29/13 21:02	1
2,6-Dinitrotoluene	<190		190	44	ug/Kg	0	03/26/13 07:35	03/29/13 21:02	1
2-Chloronaphthalene	<190		190	42	ug/Kg	0	03/26/13 07:35	03/29/13 21:02	1
2-Chlorophenol	<190		190	53	ug/Kg	0	03/26/13 07:35	03/29/13 21:02	1
2-Methylnaphthalene	<190		190	48	ug/Kg	0	03/26/13 07:35	03/29/13 21:02	1
2-Methylphenol	<190		190	49	ug/Kg	0	03/26/13 07:35	03/29/13 21:02	1
2-Nitroaniline	<190		190	67	ug/Kg	0	03/26/13 07:35	03/29/13 21:02	1
2-Nitrophenol	<370		370	58	ug/Kg	0	03/26/13 07:35	03/29/13 21:02	1
3 & 4 Methylphenol	<190		190	70	ug/Kg	0	03/26/13 07:35	03/29/13 21:02	1
3,3'-Dichlorobenzidine	<190	*	190	31	ug/Kg	0	03/26/13 07:35	03/29/13 21:02	1
3-Nitroaniline	<370	*	370	72	ug/Kg	0	03/26/13 07:35	03/29/13 21:02	1
4,6-Dinitro-2-methylphenol	<370		370	90	ug/Kg	0	03/26/13 07:35	03/29/13 21:02	1
4-Bromophenyl phenyl ether	<190		190	42	ug/Kg	0	03/26/13 07:35	03/29/13 21:02	1
4-Chloro-3-methylphenol	<370		370	180	ug/Kg	0	03/26/13 07:35	03/29/13 21:02	1
4-Chloroaniline	<750	*	750	110	ug/Kg	0	03/26/13 07:35	03/29/13 21:02	1
4-Chlorophenyl phenyl ether	<190		190	59	ug/Kg	0	03/26/13 07:35	03/29/13 21:02	1
4-Nitroaniline	<370		370	76	ug/Kg	0	03/26/13 07:35	03/29/13 21:02	1
4-Nitrophenol	<750		750	200	ug/Kg	0	03/26/13 07:35	03/29/13 21:02	1
Acenaphthene	<37		37	11	ug/Kg	0	03/26/13 07:35	03/29/13 21:02	1
Acenaphthylene	<37		37	8.5	ug/Kg	0	03/26/13 07:35	03/29/13 21:02	1
Anthracene	<37		37	8.7	ug/Kg	0	03/26/13 07:35	03/29/13 21:02	1
Benzo[a]anthracene	<37		37	7.8	ug/Kg	0	03/26/13 07:35	03/29/13 21:02	1
Benzo[a]pyrene	<37		37	6.8	ug/Kg	0	03/26/13 07:35	03/29/13 21:02	1
Benzo[b]fluoranthene	<37		37	7.2	ug/Kg	0	03/26/13 07:35	03/29/13 21:02	1
Benzo[g,h,i]perylene	<37		37	13	ug/Kg	0	03/26/13 07:35	03/29/13 21:02	1
Benzo[k]fluoranthene	<37		37	8.9	ug/Kg	0	03/26/13 07:35	03/29/13 21:02	1
Bis(2-chloroethoxy)methane	<190		190	41	ug/Kg	0	03/26/13 07:35	03/29/13 21:02	1
Bis(2-chloroethyl)ether	<190		190	55	ug/Kg	0	03/26/13 07:35	03/29/13 21:02	1
Bis(2-ethylhexyl) phthalate	<190		190	49	ug/Kg	0	03/26/13 07:35	03/29/13 21:02	1
Butyl benzyl phthalate	<190		190	47	ug/Kg	0	03/26/13 07:35	03/29/13 21:02	1
Carbazole	<190		190	52	ug/Kg	0	03/26/13 07:35	03/29/13 21:02	1
Chrysene	<37		37	8.4	ug/Kg	0	03/26/13 07:35	03/29/13 21:02	1
Dibenz[a,h]anthracene	<37		37	10	ug/Kg	0	03/26/13 07:35	03/29/13 21:02	1
Dibenzofuran	<190		190	45	ug/Kg	0	03/26/13 07:35	03/29/13 21:02	1
Diethyl phthalate	<190		190	62	ug/Kg	0	03/26/13 07:35	03/29/13 21:02	1
Dimethyl phthalate	<190		190	46	ug/Kg	0	03/26/13 07:35	03/29/13 21:02	1
Di-n-butyl phthalate	<190		190	47	ug/Kg	0	03/26/13 07:35	03/29/13 21:02	1
Di-n-octyl phthalate	<190		190	75	ug/Kg	0	03/26/13 07:35	03/29/13 21:02	1
Fluoranthene	<37		37	15	ug/Kg	0	03/26/13 07:35	03/29/13 21:02	1
Fluorene	<37		37	8.5	ug/Kg	0	03/26/13 07:35	03/29/13 21:02	1
Hexachlorobenzene	<75		75	7.3	ug/Kg	0	03/26/13 07:35	03/29/13 21:02	1
Hexachlorobutadiene	<190		190	49	ug/Kg	0	03/26/13 07:35	03/29/13 21:02	1
Hexachlorocyclopentadiene	<750		750	170	ug/Kg	0	03/26/13 07:35	03/29/13 21:02	1
Hexachloroethane	<190		190	40	ug/Kg	0	03/26/13 07:35	03/29/13 21:02	1

TestAmerica Chicago

Client Sample Results

Client: Weston Solutions, Inc.
 Project/Site: IDOT - IL Rt. 59, West Chicago - 078

TestAmerica Job ID: 500-55430-1

Client Sample ID: SB-1(7-15)-032213

Lab Sample ID: 500-55430-19

Date Collected: 03/22/13 14:05

Matrix: Solid

Date Received: 03/22/13 15:50

Percent Solids: 84.2

Method: 8270D - Semivolatile Organic Compounds (GC/MS) (Continued)

Analyte	Result	Qualifier	RL	MDL	Unit	D	Prepared	Analyzed	Dil Fac
Indeno[1,2,3-cd]pyrene	<37		37	13	ug/Kg	0	03/26/13 07:35	03/29/13 21:02	1
Isophorone	<190		190	41	ug/Kg	0	03/26/13 07:35	03/29/13 21:02	1
Naphthalene	<37		37	7.2	ug/Kg	0	03/26/13 07:35	03/29/13 21:02	1
Nitrobenzene	<37		37	12	ug/Kg	0	03/26/13 07:35	03/29/13 21:02	1
N-Nitrosodi-n-propylamine	<190		190	47	ug/Kg	0	03/26/13 07:35	03/29/13 21:02	1
N-Nitrosodiphenylamine	<190		190	50	ug/Kg	0	03/26/13 07:35	03/29/13 21:02	1
Pentachlorophenol	<750		750	190	ug/Kg	0	03/26/13 07:35	03/29/13 21:02	1
Phenanthrene	<37		37	16	ug/Kg	0	03/26/13 07:35	03/29/13 21:02	1
Phenol	<190		190	59	ug/Kg	0	03/26/13 07:35	03/29/13 21:02	1
Pyrene	<37		37	13	ug/Kg	0	03/26/13 07:35	03/29/13 21:02	1

Surrogate	%Recovery	Qualifier	Limits	Prepared	Analyzed	Dil Fac
2,4,6-Tribromophenol	74		35 - 137	03/26/13 07:35	03/29/13 21:02	1
2-Fluorobiphenyl	78		30 - 119	03/26/13 07:35	03/29/13 21:02	1
2-Fluorophenol	63		30 - 110	03/26/13 07:35	03/29/13 21:02	1
Nitrobenzene-d5	64		30 - 115	03/26/13 07:35	03/29/13 21:02	1
Phenol-d5	69		31 - 110	03/26/13 07:35	03/29/13 21:02	1
Terphenyl-d14	61		36 - 134	03/26/13 07:35	03/29/13 21:02	1

Method: 6010B - Metals (ICP) - TCLP

Analyte	Result	Qualifier	RL	MDL	Unit	D	Prepared	Analyzed	Dil Fac
Barium	0.26	J	0.50	0.010	mg/L		04/01/13 15:00	04/02/13 13:00	1
Beryllium	<0.0040		0.0040	0.0040	mg/L		04/01/13 15:00	04/02/13 13:00	1
Cadmium	<0.0050		0.0050	0.0020	mg/L		04/01/13 15:00	04/02/13 13:00	1
Chromium	<0.025		0.025	0.010	mg/L		04/01/13 15:00	04/02/13 13:00	1
Cobalt	<0.025		0.025	0.0050	mg/L		04/01/13 15:00	04/02/13 13:00	1
Copper	<0.025		0.025	0.010	mg/L		04/01/13 15:00	04/02/13 13:00	1
Iron	<0.20		0.20	0.20	mg/L		04/01/13 15:00	04/02/13 13:00	1
Lead	<0.0075		0.0075	0.0050	mg/L		04/01/13 15:00	04/02/13 13:00	1
Manganese	1.3		0.025	0.010	mg/L		04/01/13 15:00	04/02/13 13:00	1
Nickel	0.013	J	0.025	0.010	mg/L		04/01/13 15:00	04/02/13 13:00	1
Selenium	<0.050		0.050	0.010	mg/L		04/01/13 15:00	04/02/13 13:00	1
Silver	<0.025		0.025	0.0050	mg/L		04/01/13 15:00	04/02/13 13:00	1
Zinc	0.020	J	0.10	0.020	mg/L		04/01/13 15:00	04/02/13 13:00	1

Method: 6010B - Metals (ICP) - SPLP East

Analyte	Result	Qualifier	RL	MDL	Unit	D	Prepared	Analyzed	Dil Fac
Barium	0.094	J	0.50	0.010	mg/L		04/01/13 15:00	04/02/13 12:43	1
Beryllium	<0.0040		0.0040	0.0040	mg/L		04/01/13 15:00	04/02/13 12:43	1
Cadmium	<0.0050		0.0050	0.0020	mg/L		04/01/13 15:00	04/02/13 12:43	1
Chromium	0.013	J	0.025	0.010	mg/L		04/01/13 15:00	04/02/13 12:43	1
Cobalt	<0.025		0.025	0.0050	mg/L		04/01/13 15:00	04/02/13 12:43	1
Copper	0.018	J	0.025	0.010	mg/L		04/01/13 15:00	04/02/13 12:43	1
Iron	9.6		0.20	0.20	mg/L		04/01/13 15:00	04/02/13 12:43	1
Lead	0.0061	J	0.0075	0.0050	mg/L		04/01/13 15:00	04/02/13 12:43	1
Manganese	0.095		0.025	0.010	mg/L		04/01/13 15:00	04/02/13 12:43	1
Nickel	0.013	J	0.025	0.010	mg/L		04/01/13 15:00	04/02/13 12:43	1
Selenium	<0.050		0.050	0.010	mg/L		04/01/13 15:00	04/02/13 12:43	1
Silver	<0.025		0.025	0.0050	mg/L		04/01/13 15:00	04/02/13 12:43	1
Zinc	0.047	J	0.10	0.020	mg/L		04/01/13 15:00	04/02/13 12:43	1

TestAmerica Chicago

Client Sample Results

Client: Weston Solutions, Inc.
 Project/Site: IDOT - IL Rt. 59, West Chicago - 078

TestAmerica Job ID: 500-55430-1

Client Sample ID: SB-1(7-15)-032213

Lab Sample ID: 500-55430-19

Date Collected: 03/22/13 14:05

Matrix: Solid

Date Received: 03/22/13 15:50

Percent Solids: 84.2

Method: 8270D - Semivolatile Organic Compounds (GC/MS) (Continued)

Analyte	Result	Qualifier	RL	MDL	Unit	D	Prepared	Analyzed	Dil Fac
Indeno[1,2,3-cd]pyrene	<37		37	13	ug/Kg	0	03/26/13 07:35	03/29/13 21:02	1
Isophorone	<190		190	41	ug/Kg	0	03/26/13 07:35	03/29/13 21:02	1
Naphthalene	<37		37	7.2	ug/Kg	0	03/26/13 07:35	03/29/13 21:02	1
Nitrobenzene	<37		37	12	ug/Kg	0	03/26/13 07:35	03/29/13 21:02	1
N-Nitrosodi-n-propylamine	<190		190	47	ug/Kg	0	03/26/13 07:35	03/29/13 21:02	1
N-Nitrosodiphenylamine	<190		190	50	ug/Kg	0	03/26/13 07:35	03/29/13 21:02	1
Pentachlorophenol	<750		750	190	ug/Kg	0	03/26/13 07:35	03/29/13 21:02	1
Phenanthrene	<37		37	16	ug/Kg	0	03/26/13 07:35	03/29/13 21:02	1
Phenol	<190		190	59	ug/Kg	0	03/26/13 07:35	03/29/13 21:02	1
Pyrene	<37		37	13	ug/Kg	0	03/26/13 07:35	03/29/13 21:02	1
Surrogates									
	%Recovery	Qualifier	Limits				Prepared	Analyzed	Dil Fac
2,4,6-Tribromophenol	74		35 - 137				03/26/13 07:35	03/29/13 21:02	1
2-Fluorobiphenyl	78		30 - 119				03/26/13 07:35	03/29/13 21:02	1
2-Fluorophenol	63		30 - 110				03/26/13 07:35	03/29/13 21:02	1
Nitrobenzene-d5	64		30 - 115				03/26/13 07:35	03/29/13 21:02	1
Phenol-d5	69		31 - 110				03/26/13 07:35	03/29/13 21:02	1
Terphenyl-d14	61		36 - 134				03/26/13 07:35	03/29/13 21:02	1

Method: 6010B - Metals (ICP) - TCLP

Analyte	Result	Qualifier	RL	MDL	Unit	D	Prepared	Analyzed	Dil Fac
Barium	0.26	J	0.50	0.010	mg/L		04/01/13 15:00	04/02/13 13:00	1
Beryllium	<0.0040		0.0040	0.0040	mg/L		04/01/13 15:00	04/02/13 13:00	1
Cadmium	<0.0050		0.0050	0.0020	mg/L		04/01/13 15:00	04/02/13 13:00	1
Chromium	<0.025		0.025	0.010	mg/L		04/01/13 15:00	04/02/13 13:00	1
Cobalt	<0.025		0.025	0.0050	mg/L		04/01/13 15:00	04/02/13 13:00	1
Copper	<0.025		0.025	0.010	mg/L		04/01/13 15:00	04/02/13 13:00	1
Iron	<0.20		0.20	0.20	mg/L		04/01/13 15:00	04/02/13 13:00	1
Lead	<0.0075		0.0075	0.0050	mg/L		04/01/13 15:00	04/02/13 13:00	1
Manganese	1.3		0.025	0.010	mg/L		04/01/13 15:00	04/02/13 13:00	1
Nickel	0.013	J	0.025	0.010	mg/L		04/01/13 15:00	04/02/13 13:00	1
Selenium	<0.050		0.050	0.010	mg/L		04/01/13 15:00	04/02/13 13:00	1
Silver	<0.025		0.025	0.0050	mg/L		04/01/13 15:00	04/02/13 13:00	1
Zinc	0.020	J	0.10	0.020	mg/L		04/01/13 15:00	04/02/13 13:00	1

Method: 6010B - Metals (ICP) - SPLP East

Analyte	Result	Qualifier	RL	MDL	Unit	D	Prepared	Analyzed	Dil Fac
Barium	0.094	J	0.50	0.010	mg/L		04/01/13 15:00	04/02/13 12:43	1
Beryllium	<0.0040		0.0040	0.0040	mg/L		04/01/13 15:00	04/02/13 12:43	1
Cadmium	<0.0050		0.0050	0.0020	mg/L		04/01/13 15:00	04/02/13 12:43	1
Chromium	0.013	J	0.025	0.010	mg/L		04/01/13 15:00	04/02/13 12:43	1
Cobalt	<0.025		0.025	0.0050	mg/L		04/01/13 15:00	04/02/13 12:43	1
Copper	0.018	J	0.025	0.010	mg/L		04/01/13 15:00	04/02/13 12:43	1
Iron	9.6		0.20	0.20	mg/L		04/01/13 15:00	04/02/13 12:43	1
Lead	0.0061	J	0.0075	0.0050	mg/L		04/01/13 15:00	04/02/13 12:43	1
Manganese	0.095		0.025	0.010	mg/L		04/01/13 15:00	04/02/13 12:43	1
Nickel	0.013	J	0.025	0.010	mg/L		04/01/13 15:00	04/02/13 12:43	1
Selenium	<0.050		0.050	0.010	mg/L		04/01/13 15:00	04/02/13 12:43	1
Silver	<0.025		0.025	0.0050	mg/L		04/01/13 15:00	04/02/13 12:43	1
Zinc	0.047	J	0.10	0.020	mg/L		04/01/13 15:00	04/02/13 12:43	1

TestAmerica Chicago

Client Sample Results

Client: Weston Solutions, Inc.
 Project/Site: IDOT - IL Rt. 59, West Chicago - 078

TestAmerica Job ID: 500-55430-1

Client Sample ID: SB-1(7-15)-032213

Lab Sample ID: 500-55430-19

Date Collected: 03/22/13 14:05

Matrix: Solid

Date Received: 03/22/13 15:50

Percent Solids: 84.2

Method: 6010B - Total Metals										
Analyte	Result	Qualifier	RL	MDL	Unit	D	Prepared	Analyzed	Dil Fac	
Aluminum	9500		12	2.4	mg/Kg	☉	03/24/13 07:22	03/26/13 06:08	1	
Antimony	<1.2		1.2	0.15	mg/Kg	☉	03/24/13 07:22	03/26/13 06:08	1	
Arsenic	7.4		0.58	0.13	mg/Kg	☉	03/24/13 07:22	03/26/13 06:08	1	
Barium	38		0.58	0.069	mg/Kg	☉	03/24/13 07:22	03/26/13 06:08	1	
Beryllium	0.61		0.23	0.017	mg/Kg	☉	03/24/13 07:22	03/26/13 06:08	1	
Cadmium	0.60		0.12	0.028	mg/Kg	☉	03/24/13 07:22	03/26/13 06:08	1	
Calcium	71000	B	120	20	mg/Kg	☉	03/24/13 07:22	03/27/13 20:39	10	
Chromium	15		0.58	0.096	mg/Kg	☉	03/24/13 07:22	03/26/13 06:08	1	
Cobalt	7.6		0.29	0.030	mg/Kg	☉	03/24/13 07:22	03/26/13 06:08	1	
Copper	21		0.58	0.16	mg/Kg	☉	03/24/13 07:22	03/26/13 06:08	1	
Iron	18000		12	5.0	mg/Kg	☉	03/24/13 07:22	03/26/13 06:08	1	
Lead	11		0.29	0.099	mg/Kg	☉	03/24/13 07:22	03/26/13 06:08	1	
Magnesium	33000	B	5.8	1.1	mg/Kg	☉	03/24/13 07:22	03/26/13 06:08	1	
Manganese	340		0.58	0.081	mg/Kg	☉	03/24/13 07:22	03/26/13 06:08	1	
Nickel	20		0.58	0.13	mg/Kg	☉	03/24/13 07:22	03/26/13 06:08	1	
Potassium	2600		29	3.3	mg/Kg	☉	03/24/13 07:22	03/26/13 06:08	1	
Selenium	<0.58		0.58	0.17	mg/Kg	☉	03/24/13 07:22	03/26/13 06:08	1	
Silver	<0.29		0.29	0.035	mg/Kg	☉	03/24/13 07:22	03/26/13 06:08	1	
Sodium	220	B	58	11	mg/Kg	☉	03/24/13 07:22	03/26/13 06:08	1	
Thallium	0.26	J	0.58	0.15	mg/Kg	☉	03/24/13 07:22	03/26/13 06:08	1	
Vanadium	19		0.29	0.044	mg/Kg	☉	03/24/13 07:22	03/26/13 06:08	1	
Zinc	45		1.2	0.39	mg/Kg	☉	03/24/13 07:22	03/26/13 06:08	1	

Method: 7470A - Mercury (CVAA) - TCLP										
Analyte	Result	Qualifier	RL	MDL	Unit	D	Prepared	Analyzed	Dil Fac	
Mercury	0.058	J B	0.20	0.020	ug/L	☉	04/01/13 16:30	04/02/13 11:47	1	

Method: 7470A - Mercury (CVAA) - SPLP East										
Analyte	Result	Qualifier	RL	MDL	Unit	D	Prepared	Analyzed	Dil Fac	
Mercury	0.079	J B	0.20	0.020	ug/L	☉	04/01/13 16:30	04/02/13 09:53	1	

Method: 7471B - Mercury in Solid or Semisolid Waste (Manual Cold Vapor Technique)										
Analyte	Result	Qualifier	RL	MDL	Unit	D	Prepared	Analyzed	Dil Fac	
Mercury	29		19	7.3	ug/Kg	☉	03/26/13 15:15	03/27/13 10:15	1	

General Chemistry										
Analyte	Result	Qualifier	RL	MDL	Unit	D	Prepared	Analyzed	Dil Fac	
pH	8.19		0.200	0.200	SU	☉		03/30/13 14:29	1	

TestAmerica Chicago

Definitions/Glossary

Client: Weston Solutions, Inc.
 Project/Site: IDOT - IL Rt. 59, West Chicago - 078

TestAmerica Job ID: 500-55430-1

Qualifiers

GC/MS Semi VOA

Qualifier	Qualifier Description
-	LCS or LCSD exceeds the control limits
J	Result is less than the RL but greater than or equal to the MDL and the concentration is an approximate value.
F	MS or MSD exceeds the control limits
F	RPD of the MS and MSD exceeds the control limits

Metals

Qualifier	Qualifier Description
J	Result is less than the RL but greater than or equal to the MDL and the concentration is an approximate value.
B	Compound was found in the blank and sample.
F	Duplicate RPD exceeds the control limit
4	MS, MSD: The analyte present in the original sample is 4 times greater than the matrix spike concentration; therefore, control limits are not applicable.
F	MS or MSD exceeds the control limits
F	RPD of the MS and MSD exceeds the control limits

Glossary

Abbreviation	These commonly used abbreviations may or may not be present in this report.
*	Listed under the "D" column to designate that the result is reported on a dry weight basis
%R	Percent Recovery
CNF	Contains no Free Liquid
DER	Duplicate error ratio (normalized absolute difference)
DL, RA, RE, IN	Indicates a Dilution, Re-analysis, Re-extraction, or additional Initial metals/anion analysis of the sample
DLC	Decision level concentration
MDA	Minimum detectable activity
EDL	Estimated Detection Limit
MDC	Minimum detectable concentration
MDL	Method Detection Limit
ML	Minimum Level (Dioxin)
ND	Not detected at the reporting limit (or MDL or EDL if shown)
PQL	Practical Quantitation Limit
QC	Quality Control
RER	Relative error ratio
RL	Reporting Limit or Requested Limit (Radiochemistry)
RPD	Relative Percent Difference, a measure of the relative difference between two points
TEF	Toxicity Equivalent Factor (Dioxin)
TEQ	Toxicity Equivalent Quotient (Dioxin)



Certification Summary

Client: Weston Solutions, Inc.
 Project/Site: IDOT - IL Rt. 59, West Chicago - 078

TestAmerica Job ID: 500-55430-1

Laboratory: TestAmerica Chicago

All certifications held by this laboratory are listed. Not all certifications are applicable to this report.

Authority	Program	EPA Region	Certification ID	Expiration Date
Alabama	State Program	4	40461	04-30-13
California	NELAP	9	01132CA	04-30-13
Georgia	State Program	4	N/A	04-30-13
Georgia	State Program	4	939	04-30-13
Hawaii	State Program	9	N/A	04-30-13
Illinois	NELAP	5	100201	04-30-13
Indiana	State Program	5	C-IL-02	04-30-13
Iowa	State Program	7	82	05-01-14
Kansas	NELAP	7	E-10161	10-31-13
Kentucky	State Program	4	90023	12-31-13
Kentucky (UST)	State Program	4	66	04-11-13
Louisiana	NELAP	6	30720	06-30-13
Massachusetts	State Program	1	M-IL035	06-30-13
Mississippi	State Program	4	N/A	04-30-13
North Carolina DENR	State Program	4	291	12-31-13
North Dakota	State Program	8	R-194	04-30-13
Oklahoma	State Program	6	8908	08-31-13
South Carolina	State Program	4	77001	04-30-13
Texas	NELAP	6	T104704252-09-TX	02-28-14
USDA	Federal		P330-12-00038	02-06-15
Virginia	NELAP	3	460142	06-14-13
Wisconsin	State Program	5	999580010	08-31-13
Wyoming	State Program	8	8TMS-Q	04-30-13

- 1
- 2
- 3
- 4
- 5
- 6
- 7
- 8
- 9
- 10
- 11
- 12
- 13
- 14
- 15

TestAmerica Chicago

TestAmerica



500-55430 Chain of Custody

Report To (optional) S. Behrman-Kanner
 Contact: _____
 Company: Western
 Address: 750 E. Bellvue Ave. Ch. Ste. 500
Norwood Hills, IL 60061
 Phone: 847-918-4018
 Fax: 847-918-4055
 E-Mail: _____

Bill To (optional) _____
 Contact: _____
 Company: _____
 Address: _____
 Phone: Same
 Fax: _____
 POB/Tolerance: _____

Chain of Custody Record

Lab Job #: 500-55430
 Chain of Custody Number: _____
 Page _____ of _____
 Temperature °C of Cooler: 4.2

Lab ID	AS/MSD	Sample ID	Sampling		# of Containers	Matrix	VOCs	SVOCs	TCL Metals	TCL/SLP Metals	PH	Preservative Key	Comments
			Date	Time									
1		VL-1(0-7)-032213	3-22-13	0830	2	S	X	X	X	X	X		
2		VL-1(0-7)-032213D		0830									
3		VL-1(7-15)-032213		0840									
4		CG-1(0-7)-032213		0915									
5		CG-1(7-15)-032213		0925									
6		MG-1(0-7)-032213		1005									
7		MG-1(7-15)-032213		1015									
8		MG-1(15-20)-032213		1025									
9		MD-1(0-7)-032213		1050									
10		MD-1(7-15)-032213	3-22-13	1100	2	S	X	X	X	X	X		

Turnaround Time Requested (Business Days)
 1 Day ___ 2 Days ___ 5 Days ___ 7 Days ___ 10 Days ___ 15 Days ___ Standard Other _____
 Requested Due Date _____

Sample Disposal: Return to Client Disposal by Lab Archive for _____ Months (A fee may be assessed if samples are retained longer than 1 month)

Released By: <u>Jane Williams</u> Company: <u>Western</u> Date: <u>3-22-13</u> Time: <u>1430</u>	Received By: <u>Kyle Williamson</u> Company: <u>T.A.</u> Date: <u>3/22/13</u> Time: <u>1430</u>	Lab Courier: <u>TA</u>
Released By: <u>Kyle Williamson</u> Company: <u>T.A.</u> Date: <u>3/22/13</u> Time: <u>1550</u>	Received By: <u>Shawn Smith</u> Company: <u>TA-CHT</u> Date: <u>3/22/13</u> Time: <u>1550</u>	Shipped: _____
Hand Delivered: _____		

- Matrix Key
- WW - Wastewater
 - W - Water
 - S - Soil
 - SL - Sludge
 - MS - Miscellaneous
 - CL - Oil
 - A - Air
 - GS - Sediment
 - SO - Soil
 - L - Leachate
 - WW - Wipes
 - DW - Drinking Water
 - O - Other

Client Comments: _____

Lab Comments: _____



TestAmerica
 THE LEADER IN ENVIRONMENTAL TESTING
 2417 Bond Street, University Park, IL 60484
 Phone: 708.634.5200 Fax: 708.634.6211

Report To (optional)
 Contact: S. Babusankumar
 Company: Weston
 Address: 750 E. Banker Ct. Ste. 500
 Address: Naxon Hills, IL 60061
 Phone: 847-918-4018
 Fax: 847-918-4055
 E-Mail:

Bill To (optional)
 Contact:
 Company:
 Address:
 Address: same
 Phone:
 Fax:
 POI/Reference#

Chain of Custody Record

Lab Job #: 500-55430
 Chain of Custody Number:
 Page _____ of _____
 Temperature °C of Cooler: 4.2

Lab ID	INVSID	Sample ID	Sampling		# of Containers	Matrix	Parameter						Comments
			Date	Time			VOCs	SVOCs	TCL Metals	TCLP/PLP Metals	P-H		
11		EC-1(0-7)-032213	3-22-13	1200	2	S	X	X	X	X	X		
12		EC-1(7-15)-032213		1210									
13		RI-1(0-7)-032213		1235									
14		RI-1(7-15)-032213		1240									
15		WG-1(0-7)-032213		1315									
16		WG-1(0-7)-0322130		1315									
17		WG-1(7-15)-032213		1325									
18		SB-1(0-7)-032213		1355									
19		SB-1(7-15)-032213	3-22-13	1405	2	S	X	X	X	X	X		

Turnaround Time Required (Business Days)
 Requested Due Date: _____ 1 Day _____ 2 Days _____ 5 Days _____ 7 Days _____ 10 Days _____ 15 Days _____ Standard Other _____
 Sample Disposal: Return to Client Disposal by Lab Archive for _____ Months (A fee may be assessed if samples are retained longer than 1 month)

Relinquished By: <u>Zachary A. Wally</u> Company: <u>Weston</u> Date: <u>3-22-13</u> Time: <u>1430</u>	Received By: <u>Ryan Williamson</u> Company: <u>T.A.</u> Date: <u>3/22/13</u> Time: <u>1430</u>	Lab Courier: <u>TA</u>
Relinquished By: <u>Ryan Williamson</u> Company: <u>T.A.</u> Date: <u>3/22/13</u> Time: <u>1550</u>	Received By: <u>Sherrill Scott</u> Company: <u>TA CPE</u> Date: <u>3/22/13</u> Time: <u>1550</u>	Shipped: _____
Relinquished By: _____	Received By: _____	Hand Delivered: _____

Matrix Key: WW - Wastewater SE - Sediment W - Water SO - Soil S - Soil L - Leachate SL - Sludge W - Wipe MS - Miscellaneous DW - Drinking Water OL - Oil O - Other A - Air

Client Comments: _____
 Lab Comments: _____



Illinois Environmental Protection Agency

Page 1 of 2

Bureau of Land • 1021 North Grand Avenue East • P.O. Box 19276 • Springfield • Illinois • 62794-9276

Uncontaminated Soil Certification
by Licensed Professional Engineer or Licensed Professional Geologist
for Use of Uncontaminated Soil as Fill in a CCDD or Uncontaminated Soil Fill Operation
LPC-663

Revised in accordance with 35 Ill. Adm. Code 1100, as amended by PCB R2012-009 (eff. Aug. 27, 2012)

This certification form is to be used by professional engineers and professional geologists to certify, pursuant to 35 Ill. Adm. Code 1100.205(a)(1)(B), that soil (i) is uncontaminated soil and (ii) is within a pH range of 6.26 to 9.0. If you have questions about this form, please telephone the Bureau of Land Permit Section at 217/524-3300.

This form may be completed online, saved locally, printed and signed, and submitted to prospective clean construction or demolition debris (CCDD) fill operations or uncontaminated soil fill operations.

I. Source Location Information

(Describe the location of the source of the uncontaminated soil)

Project Name: FAP 338: IL Route 59 at Washington St & Main St Office Phone Number, if available: _____

Physical Site Location (address, including number and street):

250 S. Neltnor Boulevard (NW corner of S. Neltnor Blvd and E. Main St)

City: West Chicago State: IL Zip Code: _____

County: DuPage Township: _____

Lat/Long of approximate center of site in decimal degrees (DD.ddddd) to five decimal places (e.g., 40.67890, -90.12345):

Latitude: 41.882190634 Longitude: -88.194750672

(Decimal Degrees) (-Decimal Degrees)

Identify how the lat/long data were determined:

GPS Map Interpolation Photo Interpolation Survey Other

IEPA Site Number(s), if assigned: _____ BÖL: _____ BÖW: _____ BÖA: _____

II. Owner/Operator Information for Source Site

Site Owner		Site Operator	
Name:	<u>Illinois Department of Transportation</u>	Name:	<u>Illinois Department of Transportation</u>
Street Address:	<u>201 West Center Court</u>	Street Address:	<u>201 West Center Court</u>
PO Box:	_____	PO Box:	_____
City:	<u>Schaumburg</u> State: <u>IL</u>	City:	<u>Schaumburg</u> State: <u>IL</u>
Zip Code:	<u>60196-1096</u> Phone: <u>847-705-4101</u>	Zip Code:	<u>60196-1096</u> Phone: <u>847-705-4101</u>
Contact:	<u>Sam Mead</u>	Contact:	<u>Sam Mead</u>
Email, if available:	<u>Sam.Mead@illinois.gov</u>	Email, if available:	<u>Sam.Mead@illinois.gov</u>

This Agency is authorized to require this information under Section 4 and Title X of the Environmental Protection Act (415 ILCS 5/4, 5/35). Failure to disclose this information may result in: a civil penalty of not to exceed \$50,000 for the violation and an additional civil penalty of not to exceed \$10,000 for each day during which the violation continues (415 ILCS 5/42). This form has been approved by the Forms Management Center.

IL 532-2622

LPC 663 Rev. 8/2012

Project Name: FAP 338: IL Route 59 at Washington St & Main St

Latitude: 41.882190634 Longitude: -88.194750672

Uncontaminated Site Certification

III. Basis for Certification and Attachments

For each item listed below, reference the attachments to this form that provide the required information.

- a. A Description of the soil sample points and how they were determined to be sufficient in number and appropriately located [35 Ill. Adm. Code 1100.610(a)]:

LOCATION CG-1 WAS SAMPLED ADJACENT TO ISGS SITE No. 2628-7. SEE FIGURE 3-2 AND TABLE 4-1 OF THE REVISED PRELIMINARY SITE INVESTIGATION REPORT FOR SAMPLING DETAILS.

- b. Analytical soil testing results to show that soil chemical constituents comply with the maximum allowable concentrations established pursuant to 35 Ill. Adm. Code Part 1100, Subpart F and that the soil pH is within the range of 6.25 to 9.0, including the documentation of chain of custody control, a copy of the lab analysis; the accreditation status of the laboratory performing the analysis; and certification by an authorized agent of the laboratory that the analysis has been performed in accordance with the Agency's rules for the accreditation of environmental and the scope of the accreditation [35 Ill. Adm. Code 1100.201(g), 1100.205(a), 1100.610]:

TEST AMERICA ANALYTICAL REPORT - JOB ID: 500-55430-1.

IV. Certification Statement, Signature and Seal of Licensed Professional Engineer or Licensed Professional Geologist

I, Steven Gobelman (name of licensed professional engineer or geologist) certify under penalty of law that the information submitted, including but not limited to, all attachments and other information, is to the best of my knowledge and belief, true, accurate and complete. In accordance with the Environmental Protection Act [415 ILCS 5/22.51 or 22.51a] and 35 Ill. Adm. Code 1100.205(a), I certify that the soil from this site is uncontaminated soil. I also certify that the soil pH is within the range of 6.25 to 9.0. In addition, I certify that the soil has not been removed from the site as part of a cleanup or removal of contaminants. All necessary documentation is attached.

Any person who knowingly makes a false, fictitious, or fraudulent material statement, orally or in writing, to the Illinois EPA commits a Class 4 felony. A second or subsequent offense after conviction is a Class 3 felony. (415 ILCS 5/44(h))

Company Name: Illinois Department of Transportation
Street Address: 2300 South Dirksen Parkway
City: Springfield State: IL Zip Code: 62764
Phone: 217-785-4246

Steven Gobelman
Printed Name:

[Signature]
Licensed Professional Engineer or
Licensed Professional Geologist Signature

4/17/13
Date:



P.E. or L.P.G. Seal.

Summary Table of ISGS Site No. 2628-7
Comparison of Detected Constituents to Applicable Reference Concentrations
Soil Analytical Results
Illinois Department of Transportation
FAP 338: IL Route 59 (Neltnor Blvd.) at Washington Street and Main Street
West Chicago, DuPage County, Illinois

Field Sample ID	CG-1(0-7)-032213	CG-1(7-15)-032213	Soil Reference Concentrations ^A
Sample Date	3/22/2013	3/22/2013	
Location ID	CG-1	CG-1	
Depth	0 - 7	7 - 15	
Parameter			
Laboratory pH (s.u.)	8.28	8.34	<6.25 / >9.0
VOCs	None Detected		
SVOCs	None Detected		
TCL Metals (mg/kg)			
Arsenic, Total	9.3	6.7	11.3 / 13
Barium, Total	47	28	1500
Beryllium, Total	0.65	0.53	22
Cadmium, Total	0.73	0.61	5.2
Calcium, Total	79000 B	110000 B	---
Chromium, Total	18	12	21
Cobalt, Total	11	5.8	20
Copper, Total	24	16	2900
Iron, Total	20000	15000	15000 / 15900
Lead, Total	12	8.3	107
Magnesium, Total	35000 B	54000 B	325000
Manganese, Total	450	330	630 / 636
Mercury, Total	0.028	0.022	0.89
Nickel, Total	25	15	100
Potassium, Total	2800	1500	---
Sodium, Total	700 B	510 B	---
Thallium, Total	0.58	0.28 J	2.8
Vanadium, Total	21	20	550
Zinc, Total	50	32	5100
TCLP Metals (mg/l)			
Barium, TCLP	0.42 J	0.24 J	2
Chromium, TCLP	0.011 J	ND	0.1
Copper, TCLP	0.015 J	ND	0.65
Manganese, TCLP	0.47	0.9	0.15
Nickel, TCLP	ND	0.014 J	0.1
Selenium, TCLP	ND	0.011 J	0.05
Zinc, TCLP	0.044 J	ND	5
SPLP Metals (mg/l)			
Barium, SPLP	0.073 J	0.02 J	2
Iron, SPLP	1.3	ND	5
Manganese, SPLP	0.018 J	ND	0.15

Notes:

- - not applicable or value not available.
- ^A - Soil reference concentrations from MAC Table and from TACO for leachable metals. Background values for Chicago corporate limits and MSA counties for VOCs and SVOCs are included, as applicable. Background values included for total inorganics, as applicable.
- ND - Constituent not detected above the reporting limit.
- B - Constituent detected in the blank and investigative sample.
- J - Estimated concentration.
- Shaded values indicate concentration exceeds Reference Concentration.

Client Sample Results

Client: Weston Solutions, Inc.
 Project/Site: IDOT - IL Rt. 59, West Chicago - 078

TestAmerica Job ID: 500-55430-1

Client Sample ID: CG-1(0-7)-032213

Lab Sample ID: 500-55430-4

Date Collected: 03/22/13 09:15

Matrix: Solid

Date Received: 03/22/13 15:50

Percent Solids: 83.0

Method: 8260B - VOC									
Analyte	Result	Qualifier	RL	MDL	Unit	D	Prepared	Analyzed	Dil Fac
Acetone	<6.0		6.0	2.6	ug/Kg	0		03/28/13 04:40	1
Benzene	<6.0		6.0	0.83	ug/Kg	0		03/28/13 04:40	1
Bromodichloromethane	<6.0		6.0	1.0	ug/Kg	0		03/28/13 04:40	1
Bromoform	<6.0		6.0	1.4	ug/Kg	0		03/28/13 04:40	1
Bromomethane	<6.0		6.0	1.8	ug/Kg	0		03/28/13 04:40	1
Carbon disulfide	<6.0		6.0	0.90	ug/Kg	0		03/28/13 04:40	1
Carbon tetrachloride	<6.0		6.0	1.1	ug/Kg	0		03/28/13 04:40	1
Chlorobenzene	<6.0		6.0	0.61	ug/Kg	0		03/28/13 04:40	1
Chloroethane	<6.0		6.0	1.6	ug/Kg	0		03/28/13 04:40	1
Chloroform	<6.0		6.0	0.69	ug/Kg	0		03/28/13 04:40	1
Chloromethane	<6.0		6.0	1.3	ug/Kg	0		03/28/13 04:40	1
cis-1,2-Dichloroethene	<6.0		6.0	0.85	ug/Kg	0		03/28/13 04:40	1
cis-1,3-Dichloropropene	<6.0		6.0	0.79	ug/Kg	0		03/28/13 04:40	1
Dibromochloromethane	<6.0		6.0	1.0	ug/Kg	0		03/28/13 04:40	1
1,1-Dichloroethane	<6.0		6.0	0.95	ug/Kg	0		03/28/13 04:40	1
1,2-Dichloroethane	<6.0		6.0	0.89	ug/Kg	0		03/28/13 04:40	1
1,1-Dichloroethene	<6.0		6.0	0.97	ug/Kg	0		03/28/13 04:40	1
1,2-Dichloropropane	<6.0		6.0	0.91	ug/Kg	0		03/28/13 04:40	1
1,3-Dichloropropene, Total	<6.0		6.0	0.79	ug/Kg	0		03/28/13 04:40	1
Ethylbenzene	<6.0		6.0	1.2	ug/Kg	0		03/28/13 04:40	1
2-Hexanone	<6.0		6.0	1.7	ug/Kg	0		03/28/13 04:40	1
Methylene Chloride	<6.0		6.0	1.6	ug/Kg	0		03/28/13 04:40	1
Methyl Ethyl Ketone	<6.0		6.0	2.2	ug/Kg	0		03/28/13 04:40	1
methyl isobutyl ketone	<6.0		6.0	1.6	ug/Kg	0		03/28/13 04:40	1
Methyl tert-butyl ether	<6.0		6.0	0.99	ug/Kg	0		03/28/13 04:40	1
Styrene	<6.0		6.0	0.79	ug/Kg	0		03/28/13 04:40	1
1,1,2,2-Tetrachloroethane	<6.0		6.0	1.2	ug/Kg	0		03/28/13 04:40	1
Tetrachloroethene	<6.0		6.0	0.92	ug/Kg	0		03/28/13 04:40	1
Toluene	<6.0		6.0	0.84	ug/Kg	0		03/28/13 04:40	1
trans-1,2-Dichloroethene	<6.0		6.0	0.83	ug/Kg	0		03/28/13 04:40	1
trans-1,3-Dichloropropene	<6.0		6.0	1.1	ug/Kg	0		03/28/13 04:40	1
1,1,1-Trichloroethane	<6.0		6.0	0.90	ug/Kg	0		03/28/13 04:40	1
1,1,2-Trichloroethane	<6.0		6.0	0.82	ug/Kg	0		03/28/13 04:40	1
Trichloroethene	<6.0		6.0	0.99	ug/Kg	0		03/28/13 04:40	1
Vinyl chloride	<6.0		6.0	1.3	ug/Kg	0		03/28/13 04:40	1
Xylenes, Total	<12		12	0.55	ug/Kg	0		03/28/13 04:40	1
Surrogate	%Recovery	Qualifier	Limits				Prepared	Analyzed	Dil Fac
4-Bromofluorobenzene (Surr)	90		70 - 122					03/28/13 04:40	1
Dibromofluoromethane	90		75 - 120					03/28/13 04:40	1
1,2-Dichloroethane-d4 (Surr)	100		70 - 134					03/28/13 04:40	1
Toluene-d8 (Surr)	104		75 - 122					03/28/13 04:40	1

Method: 8270D - Semivolatile Organic Compounds (GC/MS)									
Analyte	Result	Qualifier	RL	MDL	Unit	D	Prepared	Analyzed	Dil Fac
1,2,4-Trichlorobenzene	<200		200	45	ug/Kg	0	03/26/13 07:35	03/29/13 15:38	1
1,2-Dichlorobenzene	<200		200	43	ug/Kg	0	03/26/13 07:35	03/29/13 15:38	1
1,3-Dichlorobenzene	<200		200	41	ug/Kg	0	03/26/13 07:35	03/29/13 15:38	1
1,4-Dichlorobenzene	<200		200	41	ug/Kg	0	03/26/13 07:35	03/29/13 15:38	1
2,2'-oxybis[1-chloropropane]	<200		200	44	ug/Kg	0	03/26/13 07:35	03/29/13 15:38	1

TestAmerica Chicago

Client Sample Results

Client: Weston Solutions, Inc.
 Project/Site: IDOT - IL Rt. 59, West Chicago - 078

TestAmerica Job ID: 500-55430-1

Client Sample ID: CG-1(0-7)-032213

Lab Sample ID: 500-55430-4

Date Collected: 03/22/13 09:15

Matrix: Solid

Date Received: 03/22/13 15:50

Percent Solids: 83.0

Method: 8270D - Semivolatile Organic Compounds (GC/MS) (Continued)										
Analyte	Result	Qualifier	RL	MDL	Unit	D	Prepared	Analyzed	Dil	Fac
2,4,5-Trichlorophenol	<390		390	110	ug/Kg	0	03/26/13 07:35	03/29/13 15:38		1
2,4,6-Trichlorophenol	<390		390	50	ug/Kg	0	03/26/13 07:35	03/29/13 15:38		1
2,4-Dichlorophenol	<390		390	120	ug/Kg	0	03/26/13 07:35	03/29/13 15:38		1
2,4-Dimethylphenol	<390		390	120	ug/Kg	0	03/26/13 07:35	03/29/13 15:38		1
2,4-Dinitrophenol	<800		800	200	ug/Kg	0	03/26/13 07:35	03/29/13 15:38		1
2,4-Dinitrotoluene	<200		200	61	ug/Kg	0	03/26/13 07:35	03/29/13 15:38		1
2,6-Dinitrotoluene	<200		200	47	ug/Kg	0	03/26/13 07:35	03/29/13 15:38		1
2-Chloronaphthalene	<200		200	44	ug/Kg	0	03/26/13 07:35	03/29/13 15:38		1
2-Chlorophenol	<200		200	56	ug/Kg	0	03/26/13 07:35	03/29/13 15:38		1
2-Methylnaphthalene	<200		200	51	ug/Kg	0	03/26/13 07:35	03/29/13 15:38		1
2-Methylphenol	<200		200	52	ug/Kg	0	03/26/13 07:35	03/29/13 15:38		1
2-Nitroaniline	<200		200	71	ug/Kg	0	03/26/13 07:35	03/29/13 15:38		1
2-Nitrophenol	<390		390	62	ug/Kg	0	03/26/13 07:35	03/29/13 15:38		1
3 & 4 Methylphenol	<200		200	75	ug/Kg	0	03/26/13 07:35	03/29/13 15:38		1
3,3'-Dichlorobenzidine	<200		200	33	ug/Kg	0	03/26/13 07:35	03/29/13 15:38		1
3-Nitroaniline	<390		390	76	ug/Kg	0	03/26/13 07:35	03/29/13 15:38		1
4,6-Dinitro-2-methylphenol	<390		390	96	ug/Kg	0	03/26/13 07:35	03/29/13 15:38		1
4-Bromophenyl phenyl ether	<200		200	44	ug/Kg	0	03/26/13 07:35	03/29/13 15:38		1
4-Chloro-3-methylphenol	<390		390	190	ug/Kg	0	03/26/13 07:35	03/29/13 15:38		1
4-Chloroaniline	<800		800	120	ug/Kg	0	03/26/13 07:35	03/29/13 15:38		1
4-Chlorophenyl phenyl ether	<200		200	62	ug/Kg	0	03/26/13 07:35	03/29/13 15:38		1
4-Nitroaniline	<390		390	81	ug/Kg	0	03/26/13 07:35	03/29/13 15:38		1
4-Nitrophenol	<800		800	210	ug/Kg	0	03/26/13 07:35	03/29/13 15:38		1
Acenaphthene	<39		39	12	ug/Kg	0	03/26/13 07:35	03/29/13 15:38		1
Acenaphthylene	<39		39	9.1	ug/Kg	0	03/26/13 07:35	03/29/13 15:38		1
Anthracene	<39		39	9.3	ug/Kg	0	03/26/13 07:35	03/29/13 15:38		1
Benzo[a]anthracene	<39		39	8.3	ug/Kg	0	03/26/13 07:35	03/29/13 15:38		1
Benzo[a]pyrene	<39		39	7.2	ug/Kg	0	03/26/13 07:35	03/29/13 15:38		1
Benzo[b]fluoranthene	<39		39	7.7	ug/Kg	0	03/26/13 07:35	03/29/13 15:38		1
Benzo[g,h,i]perylene	<39		39	13	ug/Kg	0	03/26/13 07:35	03/29/13 15:38		1
Benzo[k]fluoranthene	<39		39	9.4	ug/Kg	0	03/26/13 07:35	03/29/13 15:38		1
Bis(2-chloroethoxy)methane	<200		200	44	ug/Kg	0	03/26/13 07:35	03/29/13 15:38		1
Bis(2-chloroethyl)ether	<200		200	58	ug/Kg	0	03/26/13 07:35	03/29/13 15:38		1
Bis(2-ethylhexyl) phthalate	<200		200	52	ug/Kg	0	03/26/13 07:35	03/29/13 15:38		1
Butyl benzyl phthalate	<200		200	49	ug/Kg	0	03/26/13 07:35	03/29/13 15:38		1
Carbazole	<200		200	56	ug/Kg	0	03/26/13 07:35	03/29/13 15:38		1
Chrysene	<39		39	8.9	ug/Kg	0	03/26/13 07:35	03/29/13 15:38		1
Dibenz[a,h]anthracene	<39		39	11	ug/Kg	0	03/26/13 07:35	03/29/13 15:38		1
Dibenzofuran	<200		200	47	ug/Kg	0	03/26/13 07:35	03/29/13 15:38		1
Diethyl phthalate	<200		200	66	ug/Kg	0	03/26/13 07:35	03/29/13 15:38		1
Dimethyl phthalate	<200		200	49	ug/Kg	0	03/26/13 07:35	03/29/13 15:38		1
DI-n-butyl phthalate	<200		200	50	ug/Kg	0	03/26/13 07:35	03/29/13 15:38		1
DI-n-octyl phthalate	<200		200	80	ug/Kg	0	03/26/13 07:35	03/29/13 15:38		1
Fluoranthene	<39		39	16	ug/Kg	0	03/26/13 07:35	03/29/13 15:38		1
Fluorene	<39		39	9.0	ug/Kg	0	03/26/13 07:35	03/29/13 15:38		1
Hexachlorobenzene	<80		80	7.8	ug/Kg	0	03/26/13 07:35	03/29/13 15:38		1
Hexachlorobutadiene	<200		200	52	ug/Kg	0	03/26/13 07:35	03/29/13 15:38		1
Hexachlorocyclopentadiene	<800		800	180	ug/Kg	0	03/26/13 07:35	03/29/13 15:38		1
Hexachloroethane	<200		200	42	ug/Kg	0	03/26/13 07:35	03/29/13 15:38		1

TestAmerica Chicago

Client Sample Results

Client: Weston Solutions, Inc.
 Project/Site: IDOT - IL Rt. 59, West Chicago - 078

TestAmerica Job ID: 500-55430-1

Client Sample ID: CG-1(0-7)-032213

Lab Sample ID: 500-55430-4

Date Collected: 03/22/13 09:15

Matrix: Solid

Date Received: 03/22/13 15:50

Percent Solids: 83.0

Method: 8270D - Semivolatile Organic Compounds (GC/MS) (Continued)

Analyte	Result	Qualifier	RL	MDL	Unit	D	Prepared	Analyzed	Dil Fac
Indeno[1,2,3-cd]pyrene	<39		39	13	ug/Kg	0	03/26/13 07:35	03/29/13 15:38	1
Isophorone	<200		200	44	ug/Kg	0	03/26/13 07:35	03/29/13 15:38	1
Naphthalene	<39		39	7.6	ug/Kg	0	03/26/13 07:35	03/29/13 15:38	1
Nitrobenzene	<39		39	12	ug/Kg	0	03/26/13 07:35	03/29/13 15:38	1
N-Nitrosodi-n-propylamine	<200		200	50	ug/Kg	0	03/26/13 07:35	03/29/13 15:38	1
N-Nitrosodiphenylamine	<200		200	53	ug/Kg	0	03/26/13 07:35	03/29/13 15:38	1
Pentachlorophenol	<800		800	200	ug/Kg	0	03/26/13 07:35	03/29/13 15:38	1
Phenanthrene	<39		39	17	ug/Kg	0	03/26/13 07:35	03/29/13 15:38	1
Phenol	<200		200	63	ug/Kg	0	03/26/13 07:35	03/29/13 15:38	1
Pyrene	<39		39	14	ug/Kg	0	03/26/13 07:35	03/29/13 15:38	1
Surrogate	%Recovery	Qualifier	Limit				Prepared	Analyzed	Dil Fac
2,4,6-Tribromophenol	70		35 - 137				03/26/13 07:35	03/29/13 15:38	1
2-Fluorobiphenyl	70		30 - 119				03/26/13 07:35	03/29/13 15:38	1
2-Fluorophenol	63		30 - 110				03/26/13 07:35	03/29/13 15:38	1
Nitrobenzene-d5	66		30 - 115				03/26/13 07:35	03/29/13 15:38	1
Phenol-d5	65		31 - 110				03/26/13 07:35	03/29/13 15:38	1
Terphenyl-d14	63		36 - 134				03/26/13 07:35	03/29/13 15:38	1

Method: 6010B - Metals (ICP) - TCLP

Analyte	Result	Qualifier	RL	MDL	Unit	D	Prepared	Analyzed	Dil Fac
Barium	0.42	J	0.50	0.010	mg/L		04/01/13 15:00	04/02/13 10:39	1
Beryllium	<0.0040		0.0040	0.0040	mg/L		04/01/13 15:00	04/02/13 10:39	1
Cadmium	<0.0050		0.0050	0.0020	mg/L		04/01/13 15:00	04/02/13 10:39	1
Chromium	0.011	J	0.025	0.010	mg/L		04/01/13 15:00	04/02/13 10:39	1
Cobalt	<0.025		0.025	0.0050	mg/L		04/01/13 15:00	04/02/13 10:39	1
Copper	0.015	J	0.025	0.010	mg/L		04/01/13 15:00	04/02/13 10:39	1
Iron	<0.20		0.20	0.20	mg/L		04/01/13 15:00	04/02/13 10:39	1
Lead	<0.0075		0.0075	0.0050	mg/L		04/01/13 15:00	04/02/13 10:39	1
Manganese	0.47		0.025	0.010	mg/L		04/01/13 15:00	04/02/13 10:39	1
Nickel	<0.025		0.025	0.010	mg/L		04/01/13 15:00	04/02/13 10:39	1
Selenium	<0.050		0.050	0.010	mg/L		04/01/13 15:00	04/02/13 10:39	1
Silver	<0.025		0.025	0.0050	mg/L		04/01/13 15:00	04/02/13 10:39	1
Zinc	0.044	J	0.10	0.020	mg/L		04/01/13 15:00	04/02/13 10:39	1

Method: 6010B - Metals (ICP) - SPLP East

Analyte	Result	Qualifier	RL	MDL	Unit	D	Prepared	Analyzed	Dil Fac
Barium	0.073	J	0.50	0.010	mg/L		04/01/13 15:00	04/02/13 11:06	1
Beryllium	<0.0040		0.0040	0.0040	mg/L		04/01/13 15:00	04/02/13 11:06	1
Cadmium	<0.0050		0.0050	0.0020	mg/L		04/01/13 15:00	04/02/13 11:06	1
Chromium	<0.025		0.025	0.010	mg/L		04/01/13 15:00	04/02/13 11:06	1
Cobalt	<0.025		0.025	0.0050	mg/L		04/01/13 15:00	04/02/13 11:06	1
Copper	<0.025		0.025	0.010	mg/L		04/01/13 15:00	04/02/13 11:06	1
Iron	1.3		0.20	0.20	mg/L		04/01/13 15:00	04/02/13 11:06	1
Lead	<0.0075		0.0075	0.0050	mg/L		04/01/13 15:00	04/02/13 11:06	1
Manganese	0.018	J	0.025	0.010	mg/L		04/01/13 15:00	04/02/13 11:06	1
Nickel	<0.025		0.025	0.010	mg/L		04/01/13 15:00	04/02/13 11:06	1
Selenium	<0.050		0.050	0.010	mg/L		04/01/13 15:00	04/02/13 11:06	1
Silver	<0.025		0.025	0.0050	mg/L		04/01/13 15:00	04/02/13 11:06	1
Zinc	<0.10		0.10	0.020	mg/L		04/01/13 15:00	04/02/13 11:06	1

TestAmerica Chicago

Client Sample Results

Client: Weston Solutions, Inc.
 Project/Site: IDOT - IL Rt. 59, West Chicago - 078

TestAmerica Job ID: 500-55430-1

Client Sample ID: CG-1(0-7)-032213

Lab Sample ID: 500-55430-4

Date Collected: 03/22/13 09:15

Matrix: Solid

Date Received: 03/22/13 15:50

Percent Solids: 83.0

Method: 6010B - Total Metals									
Analyte	Result	Qualifier	RL	MDL	Unit	D	Prepared	Analyzed	Dil Fac
Aluminum	11000		11	2.3	mg/Kg	⊖	03/24/13 07:22	03/26/13 04:19	1
Antimony	<1.1		1.1	0.15	mg/Kg	⊖	03/24/13 07:22	03/26/13 04:19	1
Arsenic	9.3		0.56	0.12	mg/Kg	⊖	03/24/13 07:22	03/26/13 04:19	1
Barium	47		0.56	0.066	mg/Kg	⊖	03/24/13 07:22	03/26/13 04:19	1
Beryllium	0.65		0.22	0.016	mg/Kg	⊖	03/24/13 07:22	03/26/13 04:19	1
Cadmium	0.73		0.11	0.028	mg/Kg	⊖	03/24/13 07:22	03/26/13 04:19	1
Calcium	79000	B	110	20	mg/Kg	⊖	03/24/13 07:22	03/27/13 19:46	10
Chromium	16		0.56	0.093	mg/Kg	⊖	03/24/13 07:22	03/26/13 04:19	1
Cobalt	11		0.28	0.029	mg/Kg	⊖	03/24/13 07:22	03/26/13 04:19	1
Copper	24		0.56	0.15	mg/Kg	⊖	03/24/13 07:22	03/26/13 04:19	1
Iron	20000		11	4.8	mg/Kg	⊖	03/24/13 07:22	03/26/13 04:19	1
Lead	12		0.28	0.096	mg/Kg	⊖	03/24/13 07:22	03/26/13 04:19	1
Magnesium	35000	B	5.6	1.1	mg/Kg	⊖	03/24/13 07:22	03/26/13 04:19	1
Manganese	450		0.56	0.079	mg/Kg	⊖	03/24/13 07:22	03/26/13 04:19	1
Nickel	25		0.56	0.12	mg/Kg	⊖	03/24/13 07:22	03/26/13 04:19	1
Potassium	2600		28	3.2	mg/Kg	⊖	03/24/13 07:22	03/26/13 04:19	1
Selenium	<0.56		0.56	0.16	mg/Kg	⊖	03/24/13 07:22	03/26/13 04:19	1
Silver	<0.28		0.28	0.033	mg/Kg	⊖	03/24/13 07:22	03/26/13 04:19	1
Sodium	700	B	56	10	mg/Kg	⊖	03/24/13 07:22	03/26/13 04:19	1
Thallium	0.58		0.56	0.14	mg/Kg	⊖	03/24/13 07:22	03/26/13 04:19	1
Vanadium	21		0.28	0.042	mg/Kg	⊖	03/24/13 07:22	03/26/13 04:19	1
Zinc	50		1.1	0.38	mg/Kg	⊖	03/24/13 07:22	03/26/13 04:19	1

Method: 7470A - Mercury (CVAA) - TCLP									
Analyte	Result	Qualifier	RL	MDL	Unit	D	Prepared	Analyzed	Dil Fac
Mercury	0.056	J B	0.20	0.020	ug/L	—	04/01/13 16:30	04/02/13 11:06	1

Method: 7470A - Mercury (CVAA) - SPL East									
Analyte	Result	Qualifier	RL	MDL	Unit	D	Prepared	Analyzed	Dil Fac
Mercury	0.062	J B	0.20	0.020	ug/L	—	04/01/13 16:30	04/02/13 09:16	1

Method: 7471B - Mercury in Solid or Semisolid Waste (Manual Cold Vapor Technique)									
Analyte	Result	Qualifier	RL	MDL	Unit	D	Prepared	Analyzed	Dil Fac
Mercury	28		19	7.4	ug/Kg	⊖	03/26/13 15:15	03/27/13 09:39	1

General Chemistry									
Analyte	Result	Qualifier	RL	MDL	Unit	D	Prepared	Analyzed	Dil Fac
pH	8.26		0.200	0.200	SU	—		03/30/13 13:54	1

TestAmerica Chicago

Client Sample Results

Client: Weston Solutions, Inc.
 Project/Site: IDOT - IL Rt. 59, West Chicago - 078

TestAmerica Job ID: 500-55430-1

Client Sample ID: CG-1(7-15)-032213

Lab Sample ID: 500-55430-5

Date Collected: 03/22/13 09:25

Matrix: Solid

Date Received: 03/22/13 15:50

Percent Solids: 85.6

Method: 8260B - VOC										
Analyte	Result	Qualifier	RL	MDL	Unit	D	Prepared	Analyzed	Dil Fac	
Acetone	<5.8		5.8	2.5	ug/Kg	0		03/28/13 05:03	1	
Benzene	<5.8		5.8	0.80	ug/Kg	0		03/28/13 05:03	1	
Bromodichloromethane	<5.8		5.8	1.0	ug/Kg	0		03/28/13 05:03	1	
Bromoform	<5.8		5.8	1.3	ug/Kg	0		03/28/13 05:03	1	
Bromomethane	<5.8		5.8	1.8	ug/Kg	0		03/28/13 05:03	1	
Carbon disulfide	<5.8		5.8	0.87	ug/Kg	0		03/28/13 05:03	1	
Carbon tetrachloride	<5.8		5.8	1.1	ug/Kg	0		03/28/13 05:03	1	
Chlorobenzene	<5.8		5.8	0.59	ug/Kg	0		03/28/13 05:03	1	
Chloroethane	<5.8		5.8	1.6	ug/Kg	0		03/28/13 05:03	1	
Chloroform	<5.8		5.8	0.67	ug/Kg	0		03/28/13 05:03	1	
Chloromethane	<5.8		5.8	1.2	ug/Kg	0		03/28/13 05:03	1	
cis-1,2-Dichloroethene	<5.8		5.8	0.83	ug/Kg	0		03/28/13 05:03	1	
cis-1,3-Dichloropropene	<5.8		5.8	0.77	ug/Kg	0		03/28/13 05:03	1	
Dibromochloromethane	<5.8		5.8	1.0	ug/Kg	0		03/28/13 05:03	1	
1,1-Dichloroethane	<5.8		5.8	0.92	ug/Kg	0		03/28/13 05:03	1	
1,2-Dichloroethane	<5.8		5.8	0.87	ug/Kg	0		03/28/13 05:03	1	
1,1-Dichloroethene	<5.8		5.8	0.94	ug/Kg	0		03/28/13 05:03	1	
1,2-Dichloropropane	<5.8		5.8	0.89	ug/Kg	0		03/28/13 05:03	1	
1,3-Dichloropropene, Total	<5.8		5.8	0.77	ug/Kg	0		03/28/13 05:03	1	
Ethylbenzene	<5.8		5.8	1.2	ug/Kg	0		03/28/13 05:03	1	
2-Hexanone	<5.8		5.8	1.7	ug/Kg	0		03/28/13 05:03	1	
Methylene Chloride	<5.8		5.8	1.6	ug/Kg	0		03/28/13 05:03	1	
Methyl Ethyl Ketone	<5.8		5.8	2.1	ug/Kg	0		03/28/13 05:03	1	
methyl isobutyl ketone	<5.8		5.8	1.5	ug/Kg	0		03/28/13 05:03	1	
Methyl tert-butyl ether	<5.8		5.8	0.96	ug/Kg	0		03/28/13 05:03	1	
Styrene	<5.8		5.8	0.77	ug/Kg	0		03/28/13 05:03	1	
1,1,2,2-Tetrachloroethane	<5.8		5.8	1.2	ug/Kg	0		03/28/13 05:03	1	
Tetrachloroethene	<5.8		5.8	0.89	ug/Kg	0		03/28/13 05:03	1	
Toluene	<5.8		5.8	0.82	ug/Kg	0		03/28/13 05:03	1	
trans-1,2-Dichloroethene	<5.8		5.8	0.80	ug/Kg	0		03/28/13 05:03	1	
trans-1,3-Dichloropropene	<5.8		5.8	1.0	ug/Kg	0		03/28/13 05:03	1	
1,1,1-Trichloroethane	<5.8		5.8	0.87	ug/Kg	0		03/28/13 05:03	1	
1,1,2-Trichloroethane	<5.8		5.8	0.80	ug/Kg	0		03/28/13 05:03	1	
Trichloroethene	<5.8		5.8	0.96	ug/Kg	0		03/28/13 05:03	1	
Vinyl chloride	<5.8		5.8	1.2	ug/Kg	0		03/28/13 05:03	1	
Xylenes, Total	<12		12	0.53	ug/Kg	0		03/28/13 05:03	1	
Surrogate	%Recovery	Qualifier	Limits			Prepared	Analyzed	Dil Fac		
4-Bromofluorobenzene (Surr)	98		70 - 122				03/28/13 05:03	1		
Dibromofluoromethane	98		75 - 120				03/28/13 05:03	1		
1,2-Dichloroethane-d4 (Surr)	97		70 - 134				03/28/13 05:03	1		
Toluene-d8 (Surr)	108		75 - 122				03/28/13 05:03	1		

Method: 8270D - Semivolatile Organic Compounds (GC/MS)										
Analyte	Result	Qualifier	RL	MDL	Unit	D	Prepared	Analyzed	Dil Fac	
1,2,4-Trichlorobenzene	<190		190	42	ug/Kg	0	03/26/13 07:35	03/29/13 15:59	1	
1,2-Dichlorobenzene	<190		190	41	ug/Kg	0	03/26/13 07:35	03/29/13 15:59	1	
1,3-Dichlorobenzene	<190		190	39	ug/Kg	0	03/26/13 07:35	03/29/13 15:59	1	
1,4-Dichlorobenzene	<190		190	39	ug/Kg	0	03/26/13 07:35	03/29/13 15:59	1	
2,2'-oxybis[1-chloropropane]	<190		190	42	ug/Kg	0	03/26/13 07:35	03/29/13 15:59	1	

TestAmerica Chicago

Client Sample Results

Client: Weston Solutions, Inc.
 Project/Site: IDOT - IL Rt. 59, West Chicago - 078

TestAmerica Job ID: 500-55430-1

Client Sample ID: CG-1(7-15)-032213

Lab Sample ID: 500-55430-5

Date Collected: 03/22/13 09:25

Matrix: Solid

Date Received: 03/22/13 15:50

Percent Solids: 85.6

Method: 8270D - Semivolatile Organic Compounds (GC/MS) (Continued)

Analyte	Result	Qualifier	RL	MDL	Unit	D	Prepared	Analyzed	Dil Fac
2,4,5-Trichlorophenol	<370		370	110	ug/Kg	0	03/26/13 07:35	03/29/13 15:59	1
2,4,6-Trichlorophenol	<370		370	47	ug/Kg	0	03/26/13 07:35	03/29/13 15:59	1
2,4-Dichlorophenol	<370		370	110	ug/Kg	0	03/26/13 07:35	03/29/13 15:59	1
2,4-Dimethylphenol	<370		370	120	ug/Kg	0	03/26/13 07:35	03/29/13 15:59	1
2,4-Dinitrophenol	<760		760	190	ug/Kg	0	03/26/13 07:35	03/29/13 15:59	1
2,4-Dinitrotoluene	<190		190	57	ug/Kg	0	03/26/13 07:35	03/29/13 15:59	1
2,6-Dinitrotoluene	<190		190	45	ug/Kg	0	03/26/13 07:35	03/29/13 15:59	1
2-Chloronaphthalene	<190		190	42	ug/Kg	0	03/26/13 07:35	03/29/13 15:59	1
2-Chlorophenol	<190		190	54	ug/Kg	0	03/26/13 07:35	03/29/13 15:59	1
2-Methylnaphthalene	<190		190	49	ug/Kg	0	03/26/13 07:35	03/29/13 15:59	1
2-Methylphenol	<190		190	50	ug/Kg	0	03/26/13 07:35	03/29/13 15:59	1
2-Nitroaniline	<190		190	67	ug/Kg	0	03/26/13 07:35	03/29/13 15:59	1
2-Nitrophenol	<370		370	59	ug/Kg	0	03/26/13 07:35	03/29/13 15:59	1
3 & 4 Methylphenol	<190		190	71	ug/Kg	0	03/26/13 07:35	03/29/13 15:59	1
3,3'-Dichlorobenzidine	<190	*	190	31	ug/Kg	0	03/26/13 07:35	03/29/13 15:59	1
3-Nitroaniline	<370	*	370	72	ug/Kg	0	03/26/13 07:35	03/29/13 15:59	1
4,6-Dinitro-2-methylphenol	<370		370	91	ug/Kg	0	03/26/13 07:35	03/29/13 15:59	1
4-Bromophenyl phenyl ether	<190		190	42	ug/Kg	0	03/26/13 07:35	03/29/13 15:59	1
4-Chloro-3-methylphenol	<370		370	180	ug/Kg	0	03/26/13 07:35	03/29/13 15:59	1
4-Chloroaniline	<760	*	760	110	ug/Kg	0	03/26/13 07:35	03/29/13 15:59	1
4-Chlorophenyl phenyl ether	<190		190	59	ug/Kg	0	03/26/13 07:35	03/29/13 15:59	1
4-Nitroaniline	<370		370	77	ug/Kg	0	03/26/13 07:35	03/29/13 15:59	1
4-Nitrophenol	<760		760	200	ug/Kg	0	03/26/13 07:35	03/29/13 15:59	1
Acenaphthene	<37		37	11	ug/Kg	0	03/26/13 07:35	03/29/13 15:59	1
Acenaphthylene	<37		37	8.6	ug/Kg	0	03/26/13 07:35	03/29/13 15:59	1
Anthracene	<37		37	8.8	ug/Kg	0	03/26/13 07:35	03/29/13 15:59	1
Benzo[a]anthracene	<37		37	7.9	ug/Kg	0	03/26/13 07:35	03/29/13 15:59	1
Benzo[a]pyrene	<37		37	6.8	ug/Kg	0	03/26/13 07:35	03/29/13 15:59	1
Benzo[b]fluoranthene	<37		37	7.3	ug/Kg	0	03/26/13 07:35	03/29/13 15:59	1
Benzo[g,h,i]perylene	<37		37	13	ug/Kg	0	03/26/13 07:35	03/29/13 15:59	1
Benzo[k]fluoranthene	<37		37	8.9	ug/Kg	0	03/26/13 07:35	03/29/13 15:59	1
Bis(2-chloroethoxy)methane	<190		190	41	ug/Kg	0	03/26/13 07:35	03/29/13 15:59	1
Bis(2-chloroethyl)ether	<190		190	55	ug/Kg	0	03/26/13 07:35	03/29/13 15:59	1
Bis(2-ethylhexyl) phthalate	<190		190	50	ug/Kg	0	03/26/13 07:35	03/29/13 15:59	1
Butyl benzyl phthalate	<190		190	47	ug/Kg	0	03/26/13 07:35	03/29/13 15:59	1
Carbazole	<190		190	53	ug/Kg	0	03/26/13 07:35	03/29/13 15:59	1
Chrysene	<37		37	8.5	ug/Kg	0	03/26/13 07:35	03/29/13 15:59	1
Dibenz[a,h]anthracene	<37		37	10	ug/Kg	0	03/26/13 07:35	03/29/13 15:59	1
Dibenzofuran	<190		190	45	ug/Kg	0	03/26/13 07:35	03/29/13 15:59	1
Diethyl phthalate	<190		190	62	ug/Kg	0	03/26/13 07:35	03/29/13 15:59	1
Dimethyl phthalate	<190		190	47	ug/Kg	0	03/26/13 07:35	03/29/13 15:59	1
Di-n-butyl phthalate	<190		190	47	ug/Kg	0	03/26/13 07:35	03/29/13 15:59	1
Di-n-octyl phthalate	<190		190	76	ug/Kg	0	03/26/13 07:35	03/29/13 15:59	1
Fluoranthene	<37		37	15	ug/Kg	0	03/26/13 07:35	03/29/13 15:59	1
Fluorene	<37		37	8.5	ug/Kg	0	03/26/13 07:35	03/29/13 15:59	1
Hexachlorobenzene	<76		76	7.4	ug/Kg	0	03/26/13 07:35	03/29/13 15:59	1
Hexachlorobutadiene	<190		190	49	ug/Kg	0	03/26/13 07:35	03/29/13 15:59	1
Hexachlorocyclopentadiene	<760		760	170	ug/Kg	0	03/26/13 07:35	03/29/13 15:59	1
Hexachloroethane	<190		190	40	ug/Kg	0	03/26/13 07:35	03/29/13 15:59	1

TestAmerica Chicago

Client Sample Results

Client: Weston Solutions, Inc.
 Project/Site: IDOT - IL Rt. 59, West Chicago - 078

TestAmerica Job ID: 500-55430-1

Client Sample ID: CG-1(7-15)-032213

Lab Sample ID: 500-55430-5

Date Collected: 03/22/13 09:25

Matrix: Solid

Date Received: 03/22/13 15:50

Percent Solids: 85.6

Method: 8270D - Semivolatile Organic Compounds (GC/MS) (Continued)

Analyte	Result	Qualifier	RL	MDL	Unit	D	Prepared	Analyzed	Dil Fac
indeno[1,2,3-cd]pyrene	<37		37	13	ug/Kg	0	03/26/13 07:35	03/29/13 15:59	1
Isophorone	<190		190	42	ug/Kg	0	03/26/13 07:35	03/29/13 15:59	1
Naphthalene	<37		37	7.2	ug/Kg	0	03/26/13 07:35	03/29/13 15:59	1
Nitrobenzene	<37		37	12	ug/Kg	0	03/26/13 07:35	03/29/13 15:59	1
N-Nitrosodi-n-propylamine	<190		190	48	ug/Kg	0	03/26/13 07:35	03/29/13 15:59	1
N-Nitrosodiphenylamine	<190		190	51	ug/Kg	0	03/26/13 07:35	03/29/13 15:59	1
Pentachlorophenol	<760		760	190	ug/Kg	0	03/26/13 07:35	03/29/13 15:59	1
Phenanthrene	<37		37	16	ug/Kg	0	03/26/13 07:35	03/29/13 15:59	1
Phenol	<190		190	59	ug/Kg	0	03/26/13 07:35	03/29/13 15:59	1
Pyrene	<37		37	14	ug/Kg	0	03/26/13 07:35	03/29/13 15:59	1
Surrogate	%Recovery	Qualifier	Limits				Prepared	Analyzed	Dil Fac
2,4,6-Tribromophenol	51		35 - 137				03/26/13 07:35	03/29/13 15:59	1
2-Fluorobiphenyl	76		30 - 110				03/26/13 07:35	03/29/13 15:59	1
2-Fluorophenol	57		30 - 110				03/26/13 07:35	03/29/13 15:59	1
Nitrobenzene-d5	59		30 - 115				03/26/13 07:35	03/29/13 15:59	1
Phenol-d5	64		31 - 110				03/26/13 07:35	03/29/13 15:59	1
Terphenyl-d14	58		36 - 134				03/26/13 07:35	03/29/13 15:59	1

Method: 6010B - Metals (ICP) - TCLP

Analyte	Result	Qualifier	RL	MDL	Unit	D	Prepared	Analyzed	Dil Fac
Barium	0.24	J	0.50	0.010	mg/L		04/01/13 15:00	04/02/13 10:45	1
Beryllium	<0.0040		0.0040	0.0040	mg/L		04/01/13 15:00	04/02/13 10:45	1
Cadmium	<0.0050		0.0050	0.0020	mg/L		04/01/13 15:00	04/02/13 10:45	1
Chromium	<0.025		0.025	0.010	mg/L		04/01/13 15:00	04/02/13 10:45	1
Cobalt	<0.025		0.025	0.0050	mg/L		04/01/13 15:00	04/02/13 10:45	1
Copper	<0.025		0.025	0.010	mg/L		04/01/13 15:00	04/02/13 10:45	1
Iron	<0.20		0.20	0.20	mg/L		04/01/13 15:00	04/02/13 10:45	1
Lead	<0.0075		0.0075	0.0050	mg/L		04/01/13 15:00	04/02/13 10:45	1
Manganese	0.90		0.025	0.010	mg/L		04/01/13 15:00	04/02/13 10:45	1
Nickel	0.014	J	0.025	0.010	mg/L		04/01/13 15:00	04/02/13 10:45	1
Selenium	0.011	J	0.050	0.010	mg/L		04/01/13 15:00	04/02/13 10:45	1
Silver	<0.025		0.025	0.0050	mg/L		04/01/13 15:00	04/02/13 10:45	1
Zinc	<0.10		0.10	0.020	mg/L		04/01/13 15:00	04/02/13 10:45	1

Method: 6010B - Metals (ICP) - SPL East

Analyte	Result	Qualifier	RL	MDL	Unit	D	Prepared	Analyzed	Dil Fac
Barium	0.020	J	0.50	0.010	mg/L		04/01/13 15:00	04/02/13 11:10	1
Beryllium	<0.0040		0.0040	0.0040	mg/L		04/01/13 15:00	04/02/13 11:10	1
Cadmium	<0.0050		0.0050	0.0020	mg/L		04/01/13 15:00	04/02/13 11:10	1
Chromium	<0.025		0.025	0.010	mg/L		04/01/13 15:00	04/02/13 11:10	1
Cobalt	<0.025		0.025	0.0050	mg/L		04/01/13 15:00	04/02/13 11:10	1
Copper	<0.025		0.025	0.010	mg/L		04/01/13 15:00	04/02/13 11:10	1
Iron	<0.20		0.20	0.20	mg/L		04/01/13 15:00	04/02/13 11:10	1
Lead	<0.0075		0.0075	0.0050	mg/L		04/01/13 15:00	04/02/13 11:10	1
Manganese	<0.025		0.025	0.010	mg/L		04/01/13 15:00	04/02/13 11:10	1
Nickel	<0.025		0.025	0.010	mg/L		04/01/13 15:00	04/02/13 11:10	1
Selenium	<0.050		0.050	0.010	mg/L		04/01/13 15:00	04/02/13 11:10	1
Silver	<0.025		0.025	0.0050	mg/L		04/01/13 15:00	04/02/13 11:10	1
Zinc	<0.10		0.10	0.020	mg/L		04/01/13 15:00	04/02/13 11:10	1

TestAmerica Chicago

Client Sample Results

Client: Weston Solutions, Inc.
 Project/Site: IDOT - IL Rt. 59, West Chicago - 078

TestAmerica Job ID: 500-55430-1

Client Sample ID: CG-1(7-15)-032213

Lab Sample ID: 500-55430-5

Date Collected: 03/22/13 09:25

Matrix: Solid

Date Received: 03/22/13 15:50

Percent Solids: 85.6

Method: 6010B - Total Metals

Analyte	Result	Qualifier	RL	MDL	Unit	D	Prepared	Analyzed	Dil Fac
Aluminum	6800		11	2.4	mg/Kg	⊖	03/24/13 07:22	03/26/13 04:26	1
Antimony	<1.1		1.1	0.15	mg/Kg	⊖	03/24/13 07:22	03/26/13 04:26	1
Arsenic	6.7		0.56	0.12	mg/Kg	⊖	03/24/13 07:22	03/26/13 04:26	1
Barium	28		0.56	0.067	mg/Kg	⊖	03/24/13 07:22	03/26/13 04:26	1
Beryllium	0.53		0.22	0.016	mg/Kg	⊖	03/24/13 07:22	03/26/13 04:26	1
Cadmium	0.61		0.11	0.028	mg/Kg	⊖	03/24/13 07:22	03/26/13 04:26	1
Calcium	110000	B	110	20	mg/Kg	⊖	03/24/13 07:22	03/27/13 19:50	10
Chromium	12		0.56	0.094	mg/Kg	⊖	03/24/13 07:22	03/26/13 04:26	1
Cobalt	5.8		0.28	0.029	mg/Kg	⊖	03/24/13 07:22	03/26/13 04:26	1
Copper	16		0.56	0.15	mg/Kg	⊖	03/24/13 07:22	03/26/13 04:26	1
Iron	15000		11	4.9	mg/Kg	⊖	03/24/13 07:22	03/26/13 04:26	1
Lead	8.3		0.28	0.096	mg/Kg	⊖	03/24/13 07:22	03/26/13 04:26	1
Magnesium	54000	B	5.6	1.1	mg/Kg	⊖	03/24/13 07:22	03/26/13 04:26	1
Manganese	330		0.56	0.079	mg/Kg	⊖	03/24/13 07:22	03/26/13 04:26	1
Nickel	15		0.56	0.12	mg/Kg	⊖	03/24/13 07:22	03/26/13 04:26	1
Potassium	1500		28	3.2	mg/Kg	⊖	03/24/13 07:22	03/26/13 04:26	1
Selenium	<0.56		0.56	0.16	mg/Kg	⊖	03/24/13 07:22	03/26/13 04:26	1
Silver	<0.28		0.28	0.034	mg/Kg	⊖	03/24/13 07:22	03/26/13 04:26	1
Sodium	510	B	56	10	mg/Kg	⊖	03/24/13 07:22	03/26/13 04:26	1
Thallium	0.28	J	0.56	0.14	mg/Kg	⊖	03/24/13 07:22	03/26/13 04:26	1
Vanadium	20		0.28	0.043	mg/Kg	⊖	03/24/13 07:22	03/26/13 04:26	1
Zinc	32		1.1	0.38	mg/Kg	⊖	03/24/13 07:22	03/26/13 04:26	1

Method: 7470A - Mercury (CVAA) - TCLP

Analyte	Result	Qualifier	RL	MDL	Unit	D	Prepared	Analyzed	Dil Fac
Mercury	0.057	J B	0.20	0.020	ug/L	⊖	04/01/13 16:30	04/02/13 11:08	1

Method: 7470A - Mercury (CVAA) - SPLP East

Analyte	Result	Qualifier	RL	MDL	Unit	D	Prepared	Analyzed	Dil Fac
Mercury	0.061	J B	0.20	0.020	ug/L	⊖	04/01/13 16:30	04/02/13 09:18	1

Method: 7471B - Mercury in Solid or Semisolid Waste (Manual Cold Vapor Technique)

Analyte	Result	Qualifier	RL	MDL	Unit	D	Prepared	Analyzed	Dil Fac
Mercury	22		17	6.6	ug/Kg	⊖	03/26/13 15:15	03/27/13 09:44	1

General Chemistry

Analyte	Result	Qualifier	RL	MDL	Unit	D	Prepared	Analyzed	Dil Fac
pH	8.34		0.200	0.200	SU	⊖		03/30/13 13:56	1

TestAmerica Chicago

Definitions/Glossary

Client: Weston Solutions, Inc.
 Project/Site: IDOT - IL Rt. 59, West Chicago - 078

TestAmerica Job ID: 500-55430-1

1
2
3
4
5
6
7
8
9
10
11
12
13
14
15

Qualifiers

GC/MS Semi VOA

Qualifier	Qualifier Description
-	LCS or LCSD exceeds the control limits
J	Result is less than the RL but greater than or equal to the MDL and the concentration is an approximate value.
F	MS or MSD exceeds the control limits
F	RPD of the MS and MSD exceeds the control limits

Metals

Qualifier	Qualifier Description
J	Result is less than the RL but greater than or equal to the MDL and the concentration is an approximate value.
B	Compound was found in the blank and sample.
F	Duplicate RPD exceeds the control limit
4	MS, MSD: The analyte present in the original sample is 4 times greater than the matrix spike concentration; therefore, control limits are not applicable.
F	MS or MSD exceeds the control limits
F	RPD of the MS and MSD exceeds the control limits

Glossary

Abbreviation	These commonly used abbreviations may or may not be present in this report.
=	Listed under the "D" column to designate that the result is reported on a dry weight basis
%R	Percent Recovery
CNF	Contains no Free Liquid
DER	Duplicate error ratio (normalized absolute difference)
DL, RA, RE, IN	Indicates a Dilution, Re-analysis, Re-extraction, or additional Initial metals/anion analysis of the sample
DLC	Decision level concentration
MDA	Minimum detectable activity
EDL	Estimated Detection Limit
MDC	Minimum detectable concentration
MDL	Method Detection Limit
ML	Minimum Level (Dioxin)
ND	Not detected at the reporting limit (or MDL or EDL if shown)
PQL	Practical Quantitation Limit
QC	Quality Control
RER	Relative error ratio
RL	Reporting Limit or Requested Limit (Radiochemistry)
RPD	Relative Percent Difference, a measure of the relative difference between two points
TEF	Toxicity Equivalent Factor (Dioxin)
TEQ	Toxicity Equivalent Quotient (Dioxin)

Certification Summary

Client: Weston Solutions, Inc.
 Project/Site: IDOT - IL Rt. 59, West Chicago - 078

TestAmerica Job ID: 500-55430-1

Laboratory: TestAmerica Chicago

All certifications held by this laboratory are listed. Not all certifications are applicable to this report.

Authority	Program	EPA Region	Certification ID	Expiration Date
Alabama	State Program	4	40461	04-30-13
California	NELAP	9	01132CA	04-30-13
Georgia	State Program	4	N/A	04-30-13
Georgia	State Program	4	939	04-30-13
Hawaii	State Program	9	N/A	04-30-13
Illinois	NELAP	5	100201	04-30-13
Indiana	State Program	5	C-IL-02	04-30-13
Iowa	State Program	7	82	05-01-14
Kansas	NELAP	7	E-10161	10-31-13
Kentucky	State Program	4	90023	12-31-13
Kentucky (UST)	State Program	4	66	04-11-13
Louisiana	NELAP	6	30720	06-30-13
Massachusetts	State Program	1	M-IL035	06-30-13
Mississippi	State Program	4	N/A	04-30-13
North Carolina DENR	State Program	4	291	12-31-13
North Dakota	State Program	8	R-194	04-30-13
Oklahoma	State Program	6	8908	08-31-13
South Carolina	State Program	4	77001	04-30-13
Texas	NELAP	6	T104704252-09-TX	02-28-14
USDA	Federal		P330-12-00038	02-06-15
Virginia	NELAP	3	460142	06-14-13
Wisconsin	State Program	5	999580010	08-31-13
Wyoming	State Program	8	8TMS-Q	04-30-13

- 1
- 2
- 3
- 4
- 5
- 6
- 7
- 8
- 9
- 10
- 11
- 12
- 13
- 14
- 15

TestAmerica Chicago

TestAmerica



500-55430 Chain of Custody

Report To (optional)
 Contact: S. Balasa-Kramer
 Company: Weston
 Address: 750 E. Burnham Ct. Ste 500
Norton Hills, IL 60061
 Phone: 847-918-4018
 Fax: 847-918-4055
 E-Mail:

Bill To (optional)
 Contact:
 Company:
 Address: Same
 Phone:
 Fax:
 PO#/Reference#

Chain of Custody Record

Lab Job #: 500-55430
 Chain of Custody Number:
 Page ___ of ___
 Temperature °C of Cooler: 4.2

- 1
- 2
- 3
- 4
- 5
- 6
- 7
- 8
- 9
- 10
- 11
- 12
- 13
- 14
- 15

Lab ID	AS/MS/SC	Sample ID	Sampling		# of Containers	Matrix	Parameters						Comments
			Date	Time			VOCs	SVOCs	TCL Metals	TCU/SLP Metals	PH		
1		VL-1(0-7)-032213	3-22-13	0830	2	S	X	X	X	X	X		
2		VL-1(0-7)-032213D		0830									
3		VL-1(7-15)-032213		0840									
4		CG-1(0-7)-032213		0915									
5		CG-1(7-15)-032213		0925									
6		MG-1(0-7)-032213		1005									
7		MG-1(7-15)-032213		1015									
8		MG-1(15-20)-032213		1025									
9		MD-1(0-7)-032213		1050									
10		MD-1(7-15)-032213	3-22-13	1100	2	S	X	X	X	X	X		

Turnaround Time Required (Business Days)
 1 Day 2 Days 5 Days 7 Days 10 Days 15 Days Standard Other
 Requested Due Date: _____

Sample Disposal
 Return to Client Disposal by Lab Archive for _____ Months (A fee may be assessed if samples are retained longer than 1 month)

Requested by <u>James W. Miller</u>	Company <u>Weston</u>	Date <u>3-22-13</u>	Time <u>1430</u>	Received by <u>Rita Williamson</u>	Company <u>T.A.</u>	Date <u>3/22/13</u>	Time <u>1430</u>	Lab Counter <u>TA</u>
Requested by <u>Rita Williamson</u>	Company <u>T.A.</u>	Date <u>3/22/13</u>	Time <u>1550</u>	Received by <u>Alexandra</u>	Company <u>TA-CHH</u>	Date <u>3/20/13</u>	Time <u>1550</u>	Shipped
Requested by	Company	Date	Time	Received by	Company	Date	Time	Hand Delivered

Matrix Key
 WW - Wastewater SE - Sediment
 W - Water SO - Soil
 S - Soil L - Lachate
 SL - Sludge WL - Wipe
 MS - Miscellaneous DW - Drinking Water
 OL - Oil O - Other
 A - Air

Client Comments: _____
 Lab Comments: _____



Report To (optional): S. Babusankumar
 Contact: Waston
 Company: Waston
 Address: 750 E. Bunker Ct. Ste 500
 Address: Newport Hills, IL 60061
 Phone: 847-918-4018
 Fax: 847-918-4055
 E-Mail: _____

Bill To (optional): _____
 Company: _____
 Address: _____
 Phone: same
 Fax: _____
 POB/Reference: _____

Chain of Custody Record

Lab Job #: 500-55430
 Chain of Custody Number: _____
 Page _____ of _____
 Temperature °C of Cooler: 4.2

- 1
- 2
- 3
- 4
- 5
- 6
- 7
- 8
- 9
- 10
- 11
- 12
- 13
- 14
- 15

Lab ID	MUSNO	Sample ID	Sampling		# of Containers	Matrix	VOCs	SVOCs	TCL Metals	TCL/SLP Metals	PH	Preservative Key
			Date	Time								
11		EC-1(0-7)-032213	3-27-13	1200	2	S	X	X	X	X	X	
12		EC-1(7-15)-032213		1210								
13		RI-1(0-7)-032213		1235								
14		RI-1(7-15)-032213		1240								
15		WE-1(0-7)-032213		1315								
16		WE-1(0-7)-032213		1315								
17		WE-1(7-15)-032213		1325								
18		SB-1(0-7)-032213		1355								
19		SB-1(7-15)-032213	3-22-13	1405	2	S	X	X	X	X	X	

742013 3-22-13

Turnaround Time Required (Business Days): Standard 1 Day ___ 2 Days ___ 5 Days ___ 7 Days ___ 10 Days ___ 15 Days ___
 Requested Date: _____

Sample Disposal: Return to Client Disposed by Lab Archive for ___ Months (A fee may be assessed if samples are retained longer than 1 month)

Relinquished by: <u>Zachary A. Wally</u> Company: <u>Waston</u> Date: <u>3-22-13</u> Time: <u>1430</u>	Received by: <u>Ross Williamson</u> Company: <u>T.A.</u> Date: <u>3/22/13</u> Time: <u>1430</u>	Lab Counter: <u>TA</u>
Relinquished by: <u>Ross Williamson</u> Company: <u>T.A.</u> Date: <u>3/22/13</u> Time: <u>1550</u>	Received by: <u>Sherrill Scott</u> Company: <u>TA-CH</u> Date: <u>3/22/13</u> Time: <u>1550</u>	Shipped: _____
Relinquished by: _____	Received by: _____	Hand Delivered: _____

Matrix Key: W - Wastewater, S - Soil, SL - Sludge, MS - Miscellaneous, OL - Oil, A - Air, SE - Sediment, SD - Soil, L - Leachate, W - Wipe, DW - Drinking Water, O - Other

Client Comments: _____

Lab Comments: _____



Illinois Environmental Protection Agency

Page 1 of 2

Bureau of Land • 1021 North Grand Avenue East • P.O. Box 19276 • Springfield • Illinois • 62794-9276

Uncontaminated Soil Certification
by Licensed Professional Engineer or Licensed Professional Geologist
for Use of Uncontaminated Soil as Fill in a CCDD or Uncontaminated Soil Fill Operation
LPC-663

Revised in accordance with 35 Ill. Adm. Code 1100, as amended by PCB R2012-009 (eff. Aug. 27, 2012)

This certification form is to be used by professional engineers and professional geologists to certify, pursuant to 35 Ill. Adm. Code 1100.205(a)(1)(B), that soil (i) is uncontaminated soil and (ii) is within a pH range of 6.26 to 9.0. If you have questions about this form, please telephone the Bureau of Land Permit Section at 217/524-3300.

This form may be completed online, saved locally, printed and signed, and submitted to prospective clean construction or demolition debris (CCDD) fill operations or uncontaminated soil fill operations.

I. Source Location Information

(Describe the location of the source of the uncontaminated soil)

Project Name: FAP 338: IL Route 59 at Washington St & Main St Office Phone Number, if available: _____

Physical Site Location (address, including number and street):

305 S. Neltnor Blvd (SE corner of S. Neltnor Blvd and E. Main St)

City: West Chicago State: IL Zip Code: _____

County: DuPage Township: _____

Lat/Long of approximate center of site in decimal degrees (DD.ddddd) to five decimal places (e.g., 40.67890, -90.12345):

Latitude: 41.881953822 Longitude: -88.194381877

(Decimal Degrees) (-Decimal Degrees)

Identify how the lat/long data were determined:

GPS Map Interpolation Photo Interpolation Survey Other

IEPA Site Number(s), if assigned: _____ BOL: _____ BOW: _____ BOA: _____

II. Owner/Operator Information for Source Site

Site Owner

Site Operator

Name: Illinois Department of Transportation

Name: Illinois Department of Transportation

Street Address: 201 West Center Court

Street Address: 201 West Center Court

PO Box: _____

PO Box: _____

City: Schaumburg State: IL

City: Schaumburg State: IL

Zip Code: 60196-1096 Phone: 847-705-4101

Zip Code: 60196-1096 Phone: 847-705-4101

Contact: Sam Mead

Contact: Sam Mead

Email, if available: Sam.Mead@illinois.gov

Email, if available: Sam.Mead@illinois.gov

This Agency is authorized to require this information under Section 4 and Title X of the Environmental Protection Act (415 ILCS 5/4, 5/39). Failure to disclose this information may result in: a civil penalty of not to exceed \$50,000 for the violation and an additional civil penalty of not to exceed \$10,000 for each day during which the violation continues (415 ILCS 5/42). This form has been approved by the Forms IL 532-2922 LPC 663 Rev. 8/2012 Management Center.

Project Name: FAP 338: IL Route 59 at Washington St & Main St

Latitude: 41.881953822 Longitude: +88.194381877

Uncontaminated Site Certification

III. Basis for Certification and Attachments

For each item listed below, reference the attachments to this form that provide the required information.

- a. A Description of the soil sample points and how they were determined to be sufficient in number and appropriately located [35 Ill. Adm. Code 1100.610(a)]:

LOCATION MD-1 WAS SAMPLED ADJACENT TO ISGS SITE No. 2628-10. SEE FIGURE 3-2 AND TABLE 4-1 OF THE REVISED PRELIMINARY SITE INVESTIGATION REPORT FOR SAMPLING DETAILS.

- b. Analytical soil testing results to show that soil chemical constituents comply with the maximum allowable concentrations established pursuant to 35 Ill. Adm. Code Part 1100, Subpart F and that the soil pH is within the range of 6.25 to 9.0, including the documentation of chain of custody control, a copy of the lab analysis; the accreditation status of the laboratory performing the analysis; and certification by an authorized agent of the laboratory that the analysis has been performed in accordance with the Agency's rules for the accreditation of environmental and the scope of the accreditation [35 Ill. Adm. Code 1100.201(g), 1100.205(a), 1100.610]:

TEST AMERICA ANALYTICAL REPORT - JOB ID: 500-55430-1.

IV. Certification Statement, Signature and Seal of Licensed Professional Engineer or Licensed Professional Geologist

I, Steven Gobelman (name of licensed professional engineer or geologist) certify under penalty of law that the information submitted, including but not limited to, all attachments and other information, is to the best of my knowledge and belief, true, accurate and complete. In accordance with the Environmental Protection Act [415 ILCS 5/22.51 or 22.51a] and 35 Ill. Adm. Code 1100.205(a), I certify that the soil from this site is uncontaminated soil. I also certify that the soil pH is within the range of 6.25 to 9.0. In addition, I certify that the soil has not been removed from the site as part of a cleanup or removal of contaminants. All necessary documentation is attached.

Any person who knowingly makes a false, fictitious, or fraudulent material statement, orally or in writing, to the Illinois EPA commits a Class 4 felony. A second or subsequent offense after conviction is a Class 3 felony. (415 ILCS 5/44(h))

Company Name: Illinois Department of Transportation

Street Address: 2300 South Dirksen Parkway

City: Springfield State: IL Zip Code: 62764

Phone: 217-785-4246


Steven Gobelman

Printed Name:

[Signature]
Licensed Professional Engineer or
Licensed Professional Geologist Signature:

4/17/12

Date:



P.E. or L.P.G. Seal:

Summary Table of ISGS Site No. 2628-10
Comparison of Detected Constituents to Applicable Reference Concentrations
Soil Analytical Results
 Illinois Department of Transportation
 FAP 338: IL Route 59 (Neltnor Blvd.) at Washington Street and Main Street
 West Chicago, DuPage County, Illinois

Field Sample ID	MD-1(0-7)-032213	MD-1(7-15)-032213	Soil Reference Concentrations ^A
Sample Date	3/22/2013	3/22/2013	
Location ID	MD-1	MD-1	
Depth	0 - 7	7 - 15	
Parameter			
Laboratory pH (s.u.)	8.28	7.92	<6.25 / >9.0
VOCs	None Detected		
SVOCs	None Detected		
TCL Metals (mg/kg)			
Arsenic, Total	8.3	9.2	11.3 / 13
Barium, Total	58	11	1500
Beryllium, Total	0.63	0.19 J	22
Cadmium, Total	0.61	0.43 J	5.2
Calcium, Total	45000 B	140000 B	---
Chromium, Total	14	6.4	21
Cobalt, Total	6.8	4.2	20
Copper, Total	21	12	2900
Iron, Total	18000	15000	15000 / 15000
Lead, Total	9.4	7.9	107
Magnesium, Total	31000 B	86000 B	325000
Manganese, Total	490	430	630 / 636
Mercury, Total	0.026	0.0092 J	0.89
Nickel, Total	18	11	100
Potassium, Total	1500	720	---
Selenium, Total	ND	0.81 J	1.3
Sodium, Total	300 B	ND	---
Thallium, Total	0.64	ND	2.6
Vanadium, Total	26	12	550
Zinc, Total	42	37	5100
TCLP Metals (mg/l)			
Barium, TCLP	0.38 J	0.13 J	2
Cobalt, TCLP	ND	0.0052 J	1
Copper, TCLP	0.011 J	ND	0.65
Manganese, TCLP	0.33	1.2	0.15
Nickel, TCLP	ND	0.018 J	0.1
Zinc, TCLP	0.043 J	0.021 J	5
SPLP Metals (mg/l)			
Barium, SPLP	0.031 J	0.021 J	2
Iron, SPLP	0.69	ND	5
Zinc, SPLP	ND	0.027 J	5

Notes:

- - not applicable or value not available.
- ^A - Soil reference concentrations from MAC Table and from TACO for leachable metals.
- Background values for Chicago corporate limits and MSA counties for VOCs and SVOCs are included, as applicable. Background values included for total inorganics, as applicable.
- ND - Constituent not detected above the reporting limit.
- B - Constituent detected in the blank and investigative sample.
- J - Estimated concentration.
- Shaded values indicate concentration exceeds Reference Concentration.

TestAmerica

THE LEADER IN ENVIRONMENTAL TESTING

ANALYTICAL REPORT

TestAmerica Laboratories, Inc.

TestAmerica Chicago
2417 Bond Street
University Park, IL 60484
Tel: (708)534-5200

TestAmerica Job ID: 500-55430-1

Client Project/Site: IDOT - IL Rt. 59, West Chicago - 078

For:

Weston Solutions, Inc.
750 E. Bunker Court
Suite 500
Vernon Hills, Illinois 60061-1450

Attn: Mr. S. Babusukumar



Authorized for release by:
4/4/2013 3:31:14 PM

Richard Wright
Project Manager II
richard.wright@testamericainc.com



- 1
- 2
- 3
- 4
- 5
- 6
- 7
- 8
- 9
- 10
- 11
- 12
- 13
- 14
- 15

LINKS

Review your project
results through
TotalAccess

Have a Question?



Visit us at:
www.testamericainc.com

The test results in this report meet all 2003 NELAP and 2009 TNI requirements for accredited parameters, exceptions are noted in this report. This report may not be reproduced except in full, and with written approval from the laboratory. For questions please contact the Project Manager at the e-mail address or telephone number listed on this page.

This report has been electronically signed and authorized by the signatory. Electronic signature is intended to be the legally binding equivalent of a traditionally handwritten signature.

Results relate only to the items tested and the sample(s) as received by the laboratory.

Client Sample Results

Client: Weston Solutions, Inc.
 Project/Site: IDOT - IL Rt. 59, West Chicago - 078

TestAmerica Job ID: 500-55430-1

Client Sample ID: MD-1(0-7)-032213

Lab Sample ID: 500-55430-9

Date Collected: 03/22/13 10:50

Matrix: Solid

Date Received: 03/22/13 15:50

Percent Solids: 83.2

Method: 8260B - VOC

Analyte	Result	Qualifier	RL	MDL	Unit	D	Prepared	Analyzed	Dil Fac
Acetone	<6.0		6.0	2.6	ug/Kg	⊖		03/28/13 06:34	1
Benzene	<6.0		6.0	0.82	ug/Kg	⊖		03/28/13 06:34	1
Bromodichloromethane	<6.0		6.0	1.0	ug/Kg	⊖		03/28/13 06:34	1
Bromoform	<6.0		6.0	1.4	ug/Kg	⊖		03/28/13 06:34	1
Bromomethane	<6.0		6.0	1.8	ug/Kg	⊖		03/28/13 06:34	1
Carbon disulfide	<6.0		6.0	0.90	ug/Kg	⊖		03/28/13 06:34	1
Carbon tetrachloride	<6.0		6.0	1.1	ug/Kg	⊖		03/28/13 06:34	1
Chlorobenzene	<6.0		6.0	0.61	ug/Kg	⊖		03/28/13 06:34	1
Chloroethane	<6.0		6.0	1.6	ug/Kg	⊖		03/28/13 06:34	1
Chloroform	<6.0		6.0	0.69	ug/Kg	⊖		03/28/13 06:34	1
Chloromethane	<6.0		6.0	1.3	ug/Kg	⊖		03/28/13 06:34	1
cis-1,2-Dichloroethene	<6.0		6.0	0.85	ug/Kg	⊖		03/28/13 06:34	1
cis-1,3-Dichloropropene	<6.0		6.0	0.79	ug/Kg	⊖		03/28/13 06:34	1
Dibromochloromethane	<6.0		6.0	1.0	ug/Kg	⊖		03/28/13 06:34	1
1,1-Dichloroethane	<6.0		6.0	0.95	ug/Kg	⊖		03/28/13 06:34	1
1,2-Dichloroethane	<6.0		6.0	0.89	ug/Kg	⊖		03/28/13 06:34	1
1,1-Dichloroethene	<6.0		6.0	0.97	ug/Kg	⊖		03/28/13 06:34	1
1,2-Dichloropropane	<6.0		6.0	0.91	ug/Kg	⊖		03/28/13 06:34	1
1,3-Dichloropropene, Total	<6.0		6.0	0.79	ug/Kg	⊖		03/28/13 06:34	1
Ethylbenzene	<6.0		6.0	1.2	ug/Kg	⊖		03/28/13 06:34	1
2-Hexanone	<6.0		6.0	1.7	ug/Kg	⊖		03/28/13 06:34	1
Methylene Chloride	<6.0		6.0	1.6	ug/Kg	⊖		03/28/13 06:34	1
Methyl Ethyl Ketone	<6.0		6.0	2.2	ug/Kg	⊖		03/28/13 06:34	1
methyl isobutyl ketone	<6.0		6.0	1.6	ug/Kg	⊖		03/28/13 06:34	1
Methyl tert-butyl ether	<6.0		6.0	0.99	ug/Kg	⊖		03/28/13 06:34	1
Styrene	<6.0		6.0	0.79	ug/Kg	⊖		03/28/13 06:34	1
1,1,2,2-Tetrachloroethane	<6.0		6.0	1.2	ug/Kg	⊖		03/28/13 06:34	1
Tetrachloroethene	<6.0		6.0	0.92	ug/Kg	⊖		03/28/13 06:34	1
Toluene	<6.0		6.0	0.84	ug/Kg	⊖		03/28/13 06:34	1
trans-1,2-Dichloroethene	<6.0		6.0	0.83	ug/Kg	⊖		03/28/13 06:34	1
trans-1,3-Dichloropropene	<6.0		6.0	1.1	ug/Kg	⊖		03/28/13 06:34	1
1,1,1-Trichloroethane	<6.0		6.0	0.90	ug/Kg	⊖		03/28/13 06:34	1
1,1,2-Trichloroethane	<6.0		6.0	0.82	ug/Kg	⊖		03/28/13 06:34	1
Trichloroethene	<6.0		6.0	0.99	ug/Kg	⊖		03/28/13 06:34	1
Vinyl chloride	<6.0		6.0	1.3	ug/Kg	⊖		03/28/13 06:34	1
Xylenes, Total	<12		12	0.54	ug/Kg	⊖		03/28/13 06:34	1

Surrogate	%Recovery	Qualifier	Limits	Prepared	Analyzed	Dil Fac
4-Bromofluorobenzene (Surr)	98		70 - 122		03/28/13 06:34	1
Dibromofluoromethane	99		75 - 120		03/28/13 06:34	1
1,2-Dichloroethane-d4 (Surr)	101		70 - 134		03/28/13 06:34	1
Toluene-d8 (Surr)	104		75 - 122		03/28/13 06:34	1

Method: 8270D - Semivolatile Organic Compounds (GC/MS)

Analyte	Result	Qualifier	RL	MDL	Unit	D	Prepared	Analyzed	Dil Fac
1,2,4-Trichlorobenzene	<200		200	44	ug/Kg	⊖	03/26/13 07:35	03/29/13 17:26	1
1,2-Dichlorobenzene	<200		200	43	ug/Kg	⊖	03/26/13 07:35	03/29/13 17:26	1
1,3-Dichlorobenzene	<200		200	41	ug/Kg	⊖	03/26/13 07:35	03/29/13 17:26	1
1,4-Dichlorobenzene	<200		200	41	ug/Kg	⊖	03/26/13 07:35	03/29/13 17:26	1
2,2'-oxybis[1-chloropropane]	<200		200	43	ug/Kg	⊖	03/26/13 07:35	03/29/13 17:26	1

TestAmerica Chicago

Client Sample Results

Client: Weston Solutions, Inc.
 Project/Site: IDOT - IL Rt. 59, West Chicago - 078

TestAmerica Job ID: 500-55430-1

Client Sample ID: MD-1(0-7)-032213

Lab Sample ID: 500-55430-9

Date Collected: 03/22/13 10:50

Matrix: Solid

Date Received: 03/22/13 15:50

Percent Solids: 83.2

Method: 8270D - Semivolatile Organic Compounds (GC/MS) (Continued)

Analyte	Result	Qualifier	RL	MDL	Unit	D	Prepared	Analyzed	Dil Fac
2,4,5-Trichlorophenol	<390		390	110	ug/Kg	⊙	03/26/13 07:35	03/29/13 17:26	1
2,4,6-Trichlorophenol	<390		390	49	ug/Kg	⊙	03/26/13 07:35	03/29/13 17:26	1
2,4-Dichlorophenol	<390		390	120	ug/Kg	⊙	03/26/13 07:35	03/29/13 17:26	1
2,4-Dimethylphenol	<390		390	120	ug/Kg	⊙	03/26/13 07:35	03/29/13 17:26	1
2,4-Dinitrophenol	<790		790	200	ug/Kg	⊙	03/26/13 07:35	03/29/13 17:26	1
2,4-Dinitrotoluene	<200		200	60	ug/Kg	⊙	03/26/13 07:35	03/29/13 17:26	1
2,6-Dinitrotoluene	<200		200	47	ug/Kg	⊙	03/26/13 07:35	03/29/13 17:26	1
2-Chloronaphthalene	<200		200	44	ug/Kg	⊙	03/26/13 07:35	03/29/13 17:26	1
2-Chlorophenol	<200		200	56	ug/Kg	⊙	03/26/13 07:35	03/29/13 17:26	1
2-Methylnaphthalene	<200		200	51	ug/Kg	⊙	03/26/13 07:35	03/29/13 17:26	1
2-Methylphenol	<200		200	52	ug/Kg	⊙	03/26/13 07:35	03/29/13 17:26	1
2-Nitroaniline	<200		200	70	ug/Kg	⊙	03/26/13 07:35	03/29/13 17:26	1
2-Nitrophenol	<390		390	61	ug/Kg	⊙	03/26/13 07:35	03/29/13 17:26	1
3 & 4 Methylphenol	<200		200	74	ug/Kg	⊙	03/26/13 07:35	03/29/13 17:26	1
3,3'-Dichlorobenzidine	<200	*	200	33	ug/Kg	⊙	03/26/13 07:35	03/29/13 17:26	1
3-Nitroaniline	<390	*	390	75	ug/Kg	⊙	03/26/13 07:35	03/29/13 17:26	1
4,6-Dinitro-2-methylphenol	<390		390	95	ug/Kg	⊙	03/26/13 07:35	03/29/13 17:26	1
4-Bromophenyl phenyl ether	<200		200	44	ug/Kg	⊙	03/26/13 07:35	03/29/13 17:26	1
4-Chloro-3-methylphenol	<390		390	190	ug/Kg	⊙	03/26/13 07:35	03/29/13 17:26	1
4-Chloroaniline	<790	*	790	120	ug/Kg	⊙	03/26/13 07:35	03/29/13 17:26	1
4-Chlorophenyl phenyl ether	<200		200	62	ug/Kg	⊙	03/26/13 07:35	03/29/13 17:26	1
4-Nitroaniline	<390		390	80	ug/Kg	⊙	03/26/13 07:35	03/29/13 17:26	1
4-Nitrophenol	<790		790	210	ug/Kg	⊙	03/26/13 07:35	03/29/13 17:26	1
Acenaphthene	<39		39	12	ug/Kg	⊙	03/26/13 07:35	03/29/13 17:26	1
Acenaphthylene	<39		39	9.0	ug/Kg	⊙	03/26/13 07:35	03/29/13 17:26	1
Anthracene	<39		39	9.2	ug/Kg	⊙	03/26/13 07:35	03/29/13 17:26	1
Benzo[a]anthracene	<39		39	8.2	ug/Kg	⊙	03/26/13 07:35	03/29/13 17:26	1
Benzo[a]pyrene	<39		39	7.1	ug/Kg	⊙	03/26/13 07:35	03/29/13 17:26	1
Benzo[b]fluoranthene	<39		39	7.6	ug/Kg	⊙	03/26/13 07:35	03/29/13 17:26	1
Benzo[g,h,i]perylene	<39		39	13	ug/Kg	⊙	03/26/13 07:35	03/29/13 17:26	1
Benzo[k]fluoranthene	<39		39	9.3	ug/Kg	⊙	03/26/13 07:35	03/29/13 17:26	1
Bis(2-chloroethoxy)methane	<200		200	43	ug/Kg	⊙	03/26/13 07:35	03/29/13 17:26	1
Bis(2-chloroethyl)ether	<200		200	58	ug/Kg	⊙	03/26/13 07:35	03/29/13 17:26	1
Bis(2-ethylhexyl) phthalate	<200		200	52	ug/Kg	⊙	03/26/13 07:35	03/29/13 17:26	1
Butyl benzyl phthalate	<200		200	49	ug/Kg	⊙	03/26/13 07:35	03/29/13 17:26	1
Carbazole	<200		200	55	ug/Kg	⊙	03/26/13 07:35	03/29/13 17:26	1
Chrysene	<39		39	8.8	ug/Kg	⊙	03/26/13 07:35	03/29/13 17:26	1
Dibenz(a,h)anthracene	<39		39	11	ug/Kg	⊙	03/26/13 07:35	03/29/13 17:26	1
Dibenzofuran	<200		200	47	ug/Kg	⊙	03/26/13 07:35	03/29/13 17:26	1
Diethyl phthalate	<200		200	65	ug/Kg	⊙	03/26/13 07:35	03/29/13 17:26	1
Dimethyl phthalate	<200		200	49	ug/Kg	⊙	03/26/13 07:35	03/29/13 17:26	1
Di-n-butyl phthalate	<200		200	49	ug/Kg	⊙	03/26/13 07:35	03/29/13 17:26	1
Di-n-octyl phthalate	<200		200	79	ug/Kg	⊙	03/26/13 07:35	03/29/13 17:26	1
Fluoranthene	<39		39	16	ug/Kg	⊙	03/26/13 07:35	03/29/13 17:26	1
Fluorene	<39		39	8.9	ug/Kg	⊙	03/26/13 07:35	03/29/13 17:26	1
Hexachlorobenzene	<79		79	7.7	ug/Kg	⊙	03/26/13 07:35	03/29/13 17:26	1
Hexachlorobutadiene	<200		200	51	ug/Kg	⊙	03/26/13 07:35	03/29/13 17:26	1
Hexachlorocyclopentadiene	<790		790	180	ug/Kg	⊙	03/26/13 07:35	03/29/13 17:26	1
Hexachloroethane	<200		200	42	ug/Kg	⊙	03/26/13 07:35	03/29/13 17:26	1

TestAmerica Chicago

Client Sample Results

Client: Weston Solutions, Inc.
 Project/Site: IDOT - IL Rt. 59, West Chicago - 078

TestAmerica Job ID: 500-55430-1

Client Sample ID: MD-1(0-7)-032213

Lab Sample ID: 500-55430-9

Date Collected: 03/22/13 10:50

Matrix: Solid

Date Received: 03/22/13 15:50

Percent Solids: 83.2

Method: 8270D - Semivolatile Organic Compounds (GC/MS) (Continued)

Analyte	Result	Qualifier	RL	MDL	Unit	D	Prepared	Analyzed	Dil Fac
Indeno[1,2,3-cd]pyrene	<39		39	13	ug/Kg	0	03/26/13 07:35	03/29/13 17:26	1
Isophorone	<200		200	44	ug/Kg	0	03/26/13 07:35	03/29/13 17:26	1
Naphthalene	<39		39	7.5	ug/Kg	0	03/26/13 07:35	03/29/13 17:26	1
Nitrobenzene	<39		39	12	ug/Kg	0	03/26/13 07:35	03/29/13 17:26	1
N-Nitrosodi-n-propylamine	<200		200	50	ug/Kg	0	03/26/13 07:35	03/29/13 17:26	1
N-Nitrosodiphenylamine	<200		200	53	ug/Kg	0	03/26/13 07:35	03/29/13 17:26	1
Pentachlorophenol	<790		790	200	ug/Kg	0	03/26/13 07:35	03/29/13 17:26	1
Phenanthrene	<39		39	16	ug/Kg	0	03/26/13 07:35	03/29/13 17:26	1
Phenol	<200		200	62	ug/Kg	0	03/26/13 07:35	03/29/13 17:26	1
Pyrene	<39		39	14	ug/Kg	0	03/26/13 07:35	03/29/13 17:26	1

Surrogate

Surrogate	%Recovery	Qualifier	Limits	Prepared	Analyzed	Dil Fac
2,4,6-Tribromophenol	60		35 - 137	03/26/13 07:35	03/29/13 17:26	1
2-Fluorobiphenyl	62		30 - 110	03/26/13 07:35	03/29/13 17:26	1
2-Fluorophenol	53		30 - 110	03/26/13 07:35	03/29/13 17:26	1
Nitrobenzene-d5	52		30 - 115	03/26/13 07:35	03/29/13 17:26	1
Phenol-d5	50		31 - 110	03/26/13 07:35	03/29/13 17:26	1
Terphenyl-d14	50		36 - 134	03/26/13 07:35	03/29/13 17:26	1

Method: 6010B - Metals (ICP) - TCLP

Analyte	Result	Qualifier	RL	MDL	Unit	D	Prepared	Analyzed	Dil Fac
Barium	0.38	J	0.50	0.010	mg/L		04/01/13 15:00	04/02/13 11:24	1
Beryllium	<0.0040		0.0040	0.0040	mg/L		04/01/13 15:00	04/02/13 11:24	1
Cadmium	<0.0050		0.0050	0.0020	mg/L		04/01/13 15:00	04/02/13 11:24	1
Chromium	<0.025		0.025	0.010	mg/L		04/01/13 15:00	04/02/13 11:24	1
Cobalt	<0.025		0.025	0.0050	mg/L		04/01/13 15:00	04/02/13 11:24	1
Copper	0.011	J	0.025	0.010	mg/L		04/01/13 15:00	04/02/13 11:24	1
Iron	<0.20		0.20	0.20	mg/L		04/01/13 15:00	04/02/13 11:24	1
Lead	<0.0075		0.0075	0.0050	mg/L		04/01/13 15:00	04/02/13 11:24	1
Manganese	0.33		0.025	0.010	mg/L		04/01/13 15:00	04/02/13 11:24	1
Nickel	<0.025		0.025	0.010	mg/L		04/01/13 15:00	04/02/13 11:24	1
Selenium	<0.050		0.050	0.010	mg/L		04/01/13 15:00	04/02/13 11:24	1
Silver	<0.025		0.025	0.0050	mg/L		04/01/13 15:00	04/02/13 11:24	1
Zinc	0.043	J	0.10	0.020	mg/L		04/01/13 15:00	04/02/13 11:24	1

Method: 6010B - Metals (ICP) - SPLP East

Analyte	Result	Qualifier	RL	MDL	Unit	D	Prepared	Analyzed	Dil Fac
Barium	0.031	J	0.50	0.010	mg/L		04/01/13 15:00	04/02/13 11:26	1
Beryllium	<0.0040		0.0040	0.0040	mg/L		04/01/13 15:00	04/02/13 11:26	1
Cadmium	<0.0050		0.0050	0.0020	mg/L		04/01/13 15:00	04/02/13 11:26	1
Chromium	<0.025		0.025	0.010	mg/L		04/01/13 15:00	04/02/13 11:26	1
Cobalt	<0.025		0.025	0.0050	mg/L		04/01/13 15:00	04/02/13 11:26	1
Copper	<0.025		0.025	0.010	mg/L		04/01/13 15:00	04/02/13 11:26	1
Iron	0.69		0.20	0.20	mg/L		04/01/13 15:00	04/02/13 11:26	1
Lead	<0.0075		0.0075	0.0050	mg/L		04/01/13 15:00	04/02/13 11:26	1
Manganese	<0.025		0.025	0.010	mg/L		04/01/13 15:00	04/02/13 11:26	1
Nickel	<0.025		0.025	0.010	mg/L		04/01/13 15:00	04/02/13 11:26	1
Selenium	<0.050		0.050	0.010	mg/L		04/01/13 15:00	04/02/13 11:26	1
Silver	<0.025		0.025	0.0050	mg/L		04/01/13 15:00	04/02/13 11:26	1
Zinc	<0.10		0.10	0.020	mg/L		04/01/13 15:00	04/02/13 11:26	1

TestAmerica Chicago

Client Sample Results

Client: Weston Solutions, Inc.
 Project/Site: IDOT - IL Rt. 59, West Chicago - 078

TestAmerica Job ID: 500-55430-1

Client Sample ID: MD-1(0-7)-032213

Lab Sample ID: 500-55430-9

Date Collected: 03/22/13 10:50

Matrix: Solid

Date Received: 03/22/13 15:50

Percent Solids: 83.2

Method: 6010B - Total Metals

Analyte	Result	Qualifier	RL	MDL	Unit	D	Prepared	Analyzed	Dil Fac
Aluminum	10000		12	2.5	mg/Kg	⊖	03/24/13 07:22	03/26/13 04:51	1
Antimony	<1.2		1.2	0.16	mg/Kg	⊖	03/24/13 07:22	03/26/13 04:51	1
Arsenic	8.3		0.59	0.13	mg/Kg	⊖	03/24/13 07:22	03/26/13 04:51	1
Barium	58		0.59	0.070	mg/Kg	⊖	03/24/13 07:22	03/26/13 04:51	1
Beryllium	0.63		0.23	0.017	mg/Kg	⊖	03/24/13 07:22	03/26/13 04:51	1
Cadmium	0.61		0.12	0.029	mg/Kg	⊖	03/24/13 07:22	03/26/13 04:51	1
Calcium	45000	B	12	2.1	mg/Kg	⊖	03/24/13 07:22	03/26/13 04:51	1
Chromium	14		0.59	0.098	mg/Kg	⊖	03/24/13 07:22	03/26/13 04:51	1
Cobalt	6.8		0.29	0.031	mg/Kg	⊖	03/24/13 07:22	03/26/13 04:51	1
Copper	21		0.59	0.16	mg/Kg	⊖	03/24/13 07:22	03/26/13 04:51	1
Iron	18000		12	5.1	mg/Kg	⊖	03/24/13 07:22	03/26/13 04:51	1
Lead	9.4		0.29	0.10	mg/Kg	⊖	03/24/13 07:22	03/26/13 04:51	1
Magnesium	31000	B	5.9	1.1	mg/Kg	⊖	03/24/13 07:22	03/26/13 04:51	1
Manganese	490		0.59	0.083	mg/Kg	⊖	03/24/13 07:22	03/26/13 04:51	1
Nickel	18		0.59	0.13	mg/Kg	⊖	03/24/13 07:22	03/26/13 04:51	1
Potassium	1500		29	3.3	mg/Kg	⊖	03/24/13 07:22	03/26/13 04:51	1
Selenium	<0.59		0.59	0.17	mg/Kg	⊖	03/24/13 07:22	03/26/13 04:51	1
Silver	<0.29		0.29	0.035	mg/Kg	⊖	03/24/13 07:22	03/26/13 04:51	1
Sodium	300	B	59	11	mg/Kg	⊖	03/24/13 07:22	03/26/13 04:51	1
Thallium	0.64		0.59	0.15	mg/Kg	⊖	03/24/13 07:22	03/26/13 04:51	1
Vanadium	26		0.29	0.045	mg/Kg	⊖	03/24/13 07:22	03/26/13 04:51	1
Zinc	42		1.2	0.40	mg/Kg	⊖	03/24/13 07:22	03/26/13 04:51	1

Method: 7470A - Mercury (CVAA) - TCLP

Analyte	Result	Qualifier	RL	MDL	Unit	D	Prepared	Analyzed	Dil Fac
Mercury	0.054	J B	0.20	0.020	ug/L		04/01/13 16:30	04/02/13 11:24	1

Method: 7470A - Mercury (CVAA) - SPL East

Analyte	Result	Qualifier	RL	MDL	Unit	D	Prepared	Analyzed	Dil Fac
Mercury	0.061	J B	0.20	0.020	ug/L		04/01/13 16:30	04/02/13 09:29	1

Method: 7471B - Mercury in Solid or Semisolid Waste (Manual Cold Vapor Technique)

Analyte	Result	Qualifier	RL	MDL	Unit	D	Prepared	Analyzed	Dil Fac
Mercury	26		17	6.7	ug/Kg	⊖	03/26/13 15:15	03/27/13 09:52	1

General Chemistry

Analyte	Result	Qualifier	RL	MDL	Unit	D	Prepared	Analyzed	Dil Fac
pH	8.28		0.200	0.200	SU			03/30/13 14:06	1

TestAmerica Chicago

Client Sample Results

Client: Weston Solutions, Inc.
 Project/Site: IDOT - IL Rt. 59, West Chicago - 078

TestAmerica Job ID: 500-55430-1

Client Sample ID: MD-1(7-15)-032213

Lab Sample ID: 500-55430-10

Date Collected: 03/22/13 11:00

Matrix: Solid

Date Received: 03/22/13 15:50

Percent Solids: 92.3

Method: 8260B - VOC									
Analyte	Result	Qualifier	RL	MDL	Unit	D	Prepared	Analyzed	Dil Fac
Acetone	<5.4		5.4	2.3	ug/Kg	0		04/01/13 21:52	1
Benzene	<5.4		5.4	0.74	ug/Kg	0		04/01/13 21:52	1
Bromodichloromethane	<5.4		5.4	0.93	ug/Kg	0		04/01/13 21:52	1
Bromoform	<5.4		5.4	1.2	ug/Kg	0		04/01/13 21:52	1
Bromomethane	<5.4		5.4	1.6	ug/Kg	0		04/01/13 21:52	1
Carbon disulfide	<5.4		5.4	0.81	ug/Kg	0		04/01/13 21:52	1
Carbon tetrachloride	<5.4		5.4	0.99	ug/Kg	0		04/01/13 21:52	1
Chlorobenzene	<5.4		5.4	0.55	ug/Kg	0		04/01/13 21:52	1
Chloroethane	<5.4		5.4	1.5	ug/Kg	0		04/01/13 21:52	1
Chloroform	<5.4		5.4	0.62	ug/Kg	0		04/01/13 21:52	1
Chloromethane	<5.4		5.4	1.1	ug/Kg	0		04/01/13 21:52	1
cis-1,2-Dichloroethene	<5.4		5.4	0.77	ug/Kg	0		04/01/13 21:52	1
cis-1,3-Dichloropropene	<5.4		5.4	0.71	ug/Kg	0		04/01/13 21:52	1
Dibromochloromethane	<5.4		5.4	0.94	ug/Kg	0		04/01/13 21:52	1
1,1-Dichloroethane	<5.4		5.4	0.86	ug/Kg	0		04/01/13 21:52	1
1,2-Dichloroethane	<5.4		5.4	0.80	ug/Kg	0		04/01/13 21:52	1
1,1-Dichloroethene	<5.4		5.4	0.88	ug/Kg	0		04/01/13 21:52	1
1,2-Dichloropropane	<5.4		5.4	0.82	ug/Kg	0		04/01/13 21:52	1
1,3-Dichloropropene, Total	<5.4		5.4	0.71	ug/Kg	0		04/01/13 21:52	1
Ethylbenzene	<5.4		5.4	1.1	ug/Kg	0		04/01/13 21:52	1
2-Hexanone	<5.4		5.4	1.6	ug/Kg	0		04/01/13 21:52	1
Methylene Chloride	<5.4		5.4	1.5	ug/Kg	0		04/01/13 21:52	1
Methyl Ethyl Ketone	<5.4		5.4	2.0	ug/Kg	0		04/01/13 21:52	1
methyl isobutyl ketone	<5.4		5.4	1.4	ug/Kg	0		04/01/13 21:52	1
Methyl tert-butyl ether	<5.4		5.4	0.90	ug/Kg	0		04/01/13 21:52	1
Styrene	<5.4		5.4	0.71	ug/Kg	0		04/01/13 21:52	1
1,1,2,2-Tetrachloroethane	<5.4		5.4	1.1	ug/Kg	0		04/01/13 21:52	1
Tetrachloroethene	<5.4		5.4	0.83	ug/Kg	0		04/01/13 21:52	1
Toluene	<5.4		5.4	0.76	ug/Kg	0		04/01/13 21:52	1
trans-1,2-Dichloroethene	<5.4		5.4	0.75	ug/Kg	0		04/01/13 21:52	1
trans-1,3-Dichloropropene	<5.4		5.4	0.97	ug/Kg	0		04/01/13 21:52	1
1,1,1-Trichloroethane	<5.4		5.4	0.81	ug/Kg	0		04/01/13 21:52	1
1,1,2-Trichloroethane	<5.4		5.4	0.74	ug/Kg	0		04/01/13 21:52	1
Trichloroethene	<5.4		5.4	0.89	ug/Kg	0		04/01/13 21:52	1
Vinyl chloride	<5.4		5.4	1.1	ug/Kg	0		04/01/13 21:52	1
Xylenes, Total	<11		11	0.49	ug/Kg	0		04/01/13 21:52	1
Surrogate	%Recovery	Qualifier	Limits				Prepared	Analyzed	Dil Fac
4-Bromofluorobenzene (Surr)	103		70 - 122					04/01/13 21:52	1
Dibromofluoromethane	102		75 - 120					04/01/13 21:52	1
1,2-Dichloroethane-d4 (Surr)	102		70 - 134					04/01/13 21:52	1
Toluene-d8 (Surr)	108		75 - 122					04/01/13 21:52	1

Method: 8270D - Semivolatile Organic Compounds (GC/MS)									
Analyte	Result	Qualifier	RL	MDL	Unit	D	Prepared	Analyzed	Dil Fac
1,2,4-Trichlorobenzene	<180		180	41	ug/Kg	0	03/26/13 07:35	03/29/13 17:47	1
1,2-Dichlorobenzene	<180		180	39	ug/Kg	0	03/26/13 07:35	03/29/13 17:47	1
1,3-Dichlorobenzene	<180		180	38	ug/Kg	0	03/26/13 07:35	03/29/13 17:47	1
1,4-Dichlorobenzene	<180		180	38	ug/Kg	0	03/26/13 07:35	03/29/13 17:47	1
2,2'-oxybis[1-chloropropane]	<180		180	40	ug/Kg	0	03/26/13 07:35	03/29/13 17:47	1

TestAmerica Chicago

Client Sample Results

Client: Weston Solutions, Inc.
 Project/Site: IDOT - IL Rt. 59, West Chicago - 078

TestAmerica Job ID: 500-55430-1

Client Sample ID: MD-1(7-15)-032213

Lab Sample ID: 500-55430-10

Date Collected: 03/22/13 11:00

Matrix: Solid

Date Received: 03/22/13 15:50

Percent Solids: 92.3

Method: 8270D - Semivolatile Organic Compounds (GC/MS) (Continued)

Analyte	Result	Qualifier	RL	MDL	Unit	D	Prepared	Analyzed	Dil Fac
2,4,5-Trichlorophenol	<360		360	100	ug/Kg	0	03/26/13 07:35	03/29/13 17:47	1
2,4,6-Trichlorophenol	<360		360	45	ug/Kg	0	03/26/13 07:35	03/29/13 17:47	1
2,4-Dichlorophenol	<360		360	110	ug/Kg	0	03/26/13 07:35	03/29/13 17:47	1
2,4-Dimethylphenol	<360		360	110	ug/Kg	0	03/26/13 07:35	03/29/13 17:47	1
2,4-Dinitrophenol	<730		730	180	ug/Kg	0	03/26/13 07:35	03/29/13 17:47	1
2,4-Dinitrotoluene	<180		180	55	ug/Kg	0	03/26/13 07:35	03/29/13 17:47	1
2,6-Dinitrotoluene	<180		180	43	ug/Kg	0	03/26/13 07:35	03/29/13 17:47	1
2-Chloronaphthalene	<180		180	41	ug/Kg	0	03/26/13 07:35	03/29/13 17:47	1
2-Chlorophenol	<180		180	51	ug/Kg	0	03/26/13 07:35	03/29/13 17:47	1
2-Methylnaphthalene	<180		180	47	ug/Kg	0	03/26/13 07:35	03/29/13 17:47	1
2-Methylphenol	<180		180	48	ug/Kg	0	03/26/13 07:35	03/29/13 17:47	1
2-Nitroaniline	<180		180	65	ug/Kg	0	03/26/13 07:35	03/29/13 17:47	1
2-Nitrophenol	<360		360	56	ug/Kg	0	03/26/13 07:35	03/29/13 17:47	1
3 & 4 Methylphenol	<180		180	68	ug/Kg	0	03/26/13 07:35	03/29/13 17:47	1
3,3'-Dichlorobenzidine	<180	*	180	30	ug/Kg	0	03/26/13 07:35	03/29/13 17:47	1
3-Nitroaniline	<360	*	360	69	ug/Kg	0	03/26/13 07:35	03/29/13 17:47	1
4,6-Dinitro-2-methylphenol	<360		360	87	ug/Kg	0	03/26/13 07:35	03/29/13 17:47	1
4-Bromophenyl phenyl ether	<180		180	40	ug/Kg	0	03/26/13 07:35	03/29/13 17:47	1
4-Chloro-3-methylphenol	<360		360	170	ug/Kg	0	03/26/13 07:35	03/29/13 17:47	1
4-Chloroaniline	<730	*	730	110	ug/Kg	0	03/26/13 07:35	03/29/13 17:47	1
4-Chlorophenyl phenyl ether	<180		180	57	ug/Kg	0	03/26/13 07:35	03/29/13 17:47	1
4-Nitroaniline	<360		360	74	ug/Kg	0	03/26/13 07:35	03/29/13 17:47	1
4-Nitrophenol	<730		730	190	ug/Kg	0	03/26/13 07:35	03/29/13 17:47	1
Acenaphthene	<36		36	11	ug/Kg	0	03/26/13 07:35	03/29/13 17:47	1
Acenaphthylene	<36		36	8.3	ug/Kg	0	03/26/13 07:35	03/29/13 17:47	1
Anthracene	<36		36	8.5	ug/Kg	0	03/26/13 07:35	03/29/13 17:47	1
Benzo[a]anthracene	<36		36	7.5	ug/Kg	0	03/26/13 07:35	03/29/13 17:47	1
Benzo[a]pyrene	<36		36	6.6	ug/Kg	0	03/26/13 07:35	03/29/13 17:47	1
Benzo[b]fluoranthene	<36		36	7.0	ug/Kg	0	03/26/13 07:35	03/29/13 17:47	1
Benzo[g,h,i]perylene	<36		36	12	ug/Kg	0	03/26/13 07:35	03/29/13 17:47	1
Benzo[k]fluoranthene	<36		36	8.6	ug/Kg	0	03/26/13 07:35	03/29/13 17:47	1
Bis(2-chloroethoxy)methane	<180		180	40	ug/Kg	0	03/26/13 07:35	03/29/13 17:47	1
Bis(2-chloroethyl)ether	<180		180	53	ug/Kg	0	03/26/13 07:35	03/29/13 17:47	1
Bis(2-ethoxyethyl) phthalate	<180		180	48	ug/Kg	0	03/26/13 07:35	03/29/13 17:47	1
Butyl benzyl phthalate	<180		180	45	ug/Kg	0	03/26/13 07:35	03/29/13 17:47	1
Carbazole	<180		180	51	ug/Kg	0	03/26/13 07:35	03/29/13 17:47	1
Chrysene	<36		36	8.1	ug/Kg	0	03/26/13 07:35	03/29/13 17:47	1
Dibenz[a,h]anthracene	<36		36	10	ug/Kg	0	03/26/13 07:35	03/29/13 17:47	1
Dibenzofuran	<180		180	43	ug/Kg	0	03/26/13 07:35	03/29/13 17:47	1
Diethyl phthalate	<180		180	60	ug/Kg	0	03/26/13 07:35	03/29/13 17:47	1
Dimethyl phthalate	<180		180	45	ug/Kg	0	03/26/13 07:35	03/29/13 17:47	1
Di-n-butyl phthalate	<180		180	45	ug/Kg	0	03/26/13 07:35	03/29/13 17:47	1
Di-n-octyl phthalate	<180		180	73	ug/Kg	0	03/26/13 07:35	03/29/13 17:47	1
Fluoranthene	<36		36	15	ug/Kg	0	03/26/13 07:35	03/29/13 17:47	1
Fluorene	<36		36	8.2	ug/Kg	0	03/26/13 07:35	03/29/13 17:47	1
Hexachlorobenzene	<73		73	7.1	ug/Kg	0	03/26/13 07:35	03/29/13 17:47	1
Hexachlorobutadiene	<180		180	47	ug/Kg	0	03/26/13 07:35	03/29/13 17:47	1
Hexachlorocyclopentadiene	<730		730	170	ug/Kg	0	03/26/13 07:35	03/29/13 17:47	1
Hexachloroethane	<180		180	38	ug/Kg	0	03/26/13 07:35	03/29/13 17:47	1

TestAmerica Chicago

Client Sample Results

Client: Weston Solutions, Inc.
 Project/Site: IDOT - IL Rt. 59, West Chicago - 078

TestAmerica Job ID: 500-55430-1

Client Sample ID: MD-1(7-15)-032213

Lab Sample ID: 500-55430-10

Date Collected: 03/22/13 11:00

Matrix: Solid

Date Received: 03/22/13 15:50

Percent Solids: 92.3

Method: 8270D - Semivolatile Organic Compounds (GC/MS) (Continued)

Analyte	Result	Qualifier	RL	MDL	Unit	D	Prepared	Analyzed	Dil Fac
Indeno[1,2,3-cd]pyrene	<36		36	12	ug/Kg	0	03/26/13 07:35	03/29/13 17:47	1
Isophorone	<180		180	40	ug/Kg	0	03/26/13 07:35	03/29/13 17:47	1
Naphthalene	<36		36	6.9	ug/Kg	0	03/26/13 07:35	03/29/13 17:47	1
Nitrobenzene	<36		36	11	ug/Kg	0	03/26/13 07:35	03/29/13 17:47	1
N-Nitrosodi-n-propylamine	<180		180	46	ug/Kg	0	03/26/13 07:35	03/29/13 17:47	1
N-Nitrosodiphenylamine	<180		180	49	ug/Kg	0	03/26/13 07:35	03/29/13 17:47	1
Pentachlorophenol	<730		730	100	ug/Kg	0	03/26/13 07:35	03/29/13 17:47	1
Phenanthrene	<36		36	15	ug/Kg	0	03/26/13 07:35	03/29/13 17:47	1
Phenol	<180		180	57	ug/Kg	0	03/26/13 07:35	03/29/13 17:47	1
Pyrene	<36		36	13	ug/Kg	0	03/26/13 07:35	03/29/13 17:47	1

Surrogate	%Recovery	Qualifier	Limits	Prepared	Analyzed	Dil Fac
2,4,6-Tribromophenol	75		35 - 137	03/26/13 07:35	03/29/13 17:47	1
2-Fluorobiphenyl	81		30 - 119	03/26/13 07:35	03/29/13 17:47	1
2-Fluorophenol	85		30 - 110	03/26/13 07:35	03/29/13 17:47	1
Nitrobenzene-d5	72		30 - 115	03/26/13 07:35	03/29/13 17:47	1
Phenol-d5	89		31 - 110	03/26/13 07:35	03/29/13 17:47	1
Terphenyl-d14	84		36 - 134	03/26/13 07:35	03/29/13 17:47	1

Method: 6010B - Metals (ICP) - TCLP

Analyte	Result	Qualifier	RL	MDL	Unit	D	Prepared	Analyzed	Dil Fac
Barium	0.13	J	0.50	0.010	mg/L		04/01/13 15:00	04/02/13 11:30	1
Beryllium	<0.0040		0.0040	0.0040	mg/L		04/01/13 15:00	04/02/13 11:30	1
Cadmium	<0.0050		0.0050	0.0020	mg/L		04/01/13 15:00	04/02/13 11:30	1
Chromium	<0.025		0.025	0.010	mg/L		04/01/13 15:00	04/02/13 11:30	1
Cobalt	0.0052	J	0.025	0.0050	mg/L		04/01/13 15:00	04/02/13 11:30	1
Copper	<0.025		0.025	0.010	mg/L		04/01/13 15:00	04/02/13 11:30	1
Iron	<0.20		0.20	0.20	mg/L		04/01/13 15:00	04/02/13 11:30	1
Lead	<0.0075		0.0075	0.0050	mg/L		04/01/13 15:00	04/02/13 11:30	1
Manganese	1.2		0.025	0.010	mg/L		04/01/13 15:00	04/02/13 11:30	1
Nickel	0.018	J	0.025	0.010	mg/L		04/01/13 15:00	04/02/13 11:30	1
Selenium	<0.050		0.050	0.010	mg/L		04/01/13 15:00	04/02/13 11:30	1
Silver	<0.025		0.025	0.0050	mg/L		04/01/13 15:00	04/02/13 11:30	1
Zinc	0.021	J	0.10	0.020	mg/L		04/01/13 15:00	04/02/13 11:30	1

Method: 6010B - Metals (ICP) - SPL East

Analyte	Result	Qualifier	RL	MDL	Unit	D	Prepared	Analyzed	Dil Fac
Barium	0.021	J	0.50	0.010	mg/L		04/01/13 15:00	04/02/13 11:59	1
Beryllium	<0.0040		0.0040	0.0040	mg/L		04/01/13 15:00	04/02/13 11:59	1
Cadmium	<0.0050		0.0050	0.0020	mg/L		04/01/13 15:00	04/02/13 11:59	1
Chromium	<0.025		0.025	0.010	mg/L		04/01/13 15:00	04/02/13 11:59	1
Cobalt	<0.025		0.025	0.0050	mg/L		04/01/13 15:00	04/02/13 11:59	1
Copper	<0.025		0.025	0.010	mg/L		04/01/13 15:00	04/02/13 11:59	1
Iron	<0.20		0.20	0.20	mg/L		04/01/13 15:00	04/02/13 11:59	1
Lead	<0.0075		0.0075	0.0050	mg/L		04/01/13 15:00	04/02/13 11:59	1
Manganese	<0.025		0.025	0.010	mg/L		04/01/13 15:00	04/02/13 11:59	1
Nickel	<0.025		0.025	0.010	mg/L		04/01/13 15:00	04/02/13 11:59	1
Selenium	<0.050		0.050	0.010	mg/L		04/01/13 15:00	04/02/13 11:59	1
Silver	<0.025		0.025	0.0050	mg/L		04/01/13 15:00	04/02/13 11:59	1
Zinc	0.027	J	0.10	0.020	mg/L		04/01/13 15:00	04/02/13 11:59	1

TestAmerica Chicago

Client Sample Results

Client: Weston Solutions, Inc.
 Project/Site: IDOT - IL Rt. 59, West Chicago - 078

TestAmerica Job ID: 500-55430-1

Client Sample ID: MD-1(7-15)-032213

Lab Sample ID: 500-55430-10

Date Collected: 03/22/13 11:00

Matrix: Solid

Date Received: 03/22/13 15:50

Percent Solids: 92.3

Method: 6010B - Total Metals									
Analyte	Result	Qualifier	RL	MDL	Unit	D	Prepared	Analyzed	Dil Fac
Aluminum	2100		50	11	mg/Kg	⊖	03/24/13 07:22	03/27/13 20:14	5
Antimony	1.3	J	5.0	0.66	mg/Kg	⊖	03/24/13 07:22	03/27/13 20:14	5
Arsenic	9.2		2.5	0.55	mg/Kg	⊖	03/24/13 07:22	03/27/13 20:14	5
Barium	11		2.5	0.30	mg/Kg	⊖	03/24/13 07:22	03/27/13 20:14	5
Beryllium	0.19	J	1.0	0.073	mg/Kg	⊖	03/24/13 07:22	03/27/13 20:14	5
Cadmium	0.43	J	0.50	0.12	mg/Kg	⊖	03/24/13 07:22	03/27/13 20:14	5
Calcium	140000	B	50	8.8	mg/Kg	⊖	03/24/13 07:22	03/27/13 20:14	5
Chromium	6.4		2.5	0.42	mg/Kg	⊖	03/24/13 07:22	03/27/13 20:14	5
Cobalt	4.2		1.3	0.13	mg/Kg	⊖	03/24/13 07:22	03/27/13 20:14	5
Copper	12		2.5	0.68	mg/Kg	⊖	03/24/13 07:22	03/27/13 20:14	5
Iron	15000		50	22	mg/Kg	⊖	03/24/13 07:22	03/27/13 20:14	5
Lead	7.9		1.3	0.43	mg/Kg	⊖	03/24/13 07:22	03/27/13 20:14	5
Magnesium	86000	B	25	4.9	mg/Kg	⊖	03/24/13 07:22	03/27/13 20:14	5
Manganese	430		2.5	0.35	mg/Kg	⊖	03/24/13 07:22	03/27/13 20:14	5
Nickel	11		2.5	0.55	mg/Kg	⊖	03/24/13 07:22	03/27/13 20:14	5
Potassium	720		130	14	mg/Kg	⊖	03/24/13 07:22	03/27/13 20:14	5
Selenium	0.81	J	2.5	0.72	mg/Kg	⊖	03/24/13 07:22	03/27/13 20:14	5
Silver	<1.3		1.3	0.15	mg/Kg	⊖	03/24/13 07:22	03/27/13 20:14	5
Sodium	190	J B	250	46	mg/Kg	⊖	03/24/13 07:22	03/27/13 20:14	5
Thallium	<2.5		2.5	0.64	mg/Kg	⊖	03/24/13 07:22	03/27/13 20:14	5
Vanadium	12		1.3	0.19	mg/Kg	⊖	03/24/13 07:22	03/27/13 20:14	5
Zinc	37		5.0	1.7	mg/Kg	⊖	03/24/13 07:22	03/27/13 20:14	5

Method: 7470A - Mercury (CVAA) - TCLP									
Analyte	Result	Qualifier	RL	MDL	Unit	D	Prepared	Analyzed	Dil Fac
Mercury	0.058	J B	0.20	0.020	ug/L	⊖	04/01/13 16:30	04/02/13 11:26	1

Method: 7470A - Mercury (CVAA) - SPLP East									
Analyte	Result	Qualifier	RL	MDL	Unit	D	Prepared	Analyzed	Dil Fac
Mercury	0.062	J B	0.20	0.020	ug/L	⊖	04/01/13 16:30	04/02/13 09:31	1

Method: 7471B - Mercury in Solid or Semisolid Waste (Manual Cold Vapor Technique)									
Analyte	Result	Qualifier	RL	MDL	Unit	D	Prepared	Analyzed	Dil Fac
Mercury	9.2	J	17	6.5	ug/Kg	⊖	03/26/13 15:15	03/27/13 09:54	1

General Chemistry									
Analyte	Result	Qualifier	RL	MDL	Unit	D	Prepared	Analyzed	Dil Fac
pH	7.92		0.200	0.200	SU	⊖		03/30/13 14:08	1

TestAmerica Chicago

Definitions/Glossary

Client: Weston Solutions, Inc.
 Project/Site: IDOT - IL Rt. 59, West Chicago - 078

TestAmerica Job ID: 500-55430-1

- 1
- 2
- 3
- 4
- 5
- 6
- 7
- 8
- 9
- 10
- 11
- 12
- 13
- 14
- 15

Qualifiers

GC/MS Semi VOA

Qualifier	Qualifier Description
-	LCS or LCSD exceeds the control limits
J	Result is less than the RL but greater than or equal to the MDL and the concentration is an approximate value.
F	MS or MSD exceeds the control limits
F	RPD of the MS and MSD exceeds the control limits

Metals

Qualifier	Qualifier Description
J	Result is less than the RL but greater than or equal to the MDL and the concentration is an approximate value.
B	Compound was found in the blank and sample.
F	Duplicate RPD exceeds the control limit
4	MS, MSD: The analyte present in the original sample is 4 times greater than the matrix spike concentration; therefore, control limits are not applicable.
F	MS or MSD exceeds the control limits
F	RPD of the MS and MSD exceeds the control limits

Glossary

Abbreviation	These commonly used abbreviations may or may not be present in this report.
=	Listed under the "D" column to designate that the result is reported on a dry weight basis
%R	Percent Recovery
CNF	Contains no Free Liquid
DER	Duplicate error ratio (normalized absolute difference)
DL, RA, RE, IN	Indicates a Dilution, Re-analysis, Re-extraction, or additional Initial metals/anion analysis of the sample
DLC	Decision level concentration
MDA	Minimum detectable activity
EDL	Estimated Detection Limit
MDC	Minimum detectable concentration
MDL	Method Detection Limit
ML	Minimum Level (Dioxin)
ND	Not detected at the reporting limit (or MDL or EDL if shown)
PQL	Practical Quantitation Limit
QC	Quality Control
RER	Relative error ratio
RL	Reporting Limit or Requested Limit (Radiochemistry)
RPD	Relative Percent Difference, a measure of the relative difference between two points
TEF	Toxicity Equivalent Factor (Dioxin)
TEQ	Toxicity Equivalent Quotient (Dioxin)

TestAmerica Chicago

Certification Summary

Client: Weston Solutions, Inc.
 Project/Site: IDOT - IL Rt. 59, West Chicago - 078

TestAmerica Job ID: 500-55430-1

Laboratory: TestAmerica Chicago

All certifications held by this laboratory are listed. Not all certifications are applicable to this report.

Authority	Program	EPA Region	Certification ID	Expiration Date
Alabama	State Program	4	40461	04-30-13
California	NELAP	9	01132CA	04-30-13
Georgia	State Program	4	N/A	04-30-13
Georgia	State Program	4	939	04-30-13
Hawaii	State Program	9	N/A	04-30-13
Illinois	NELAP	5	100201	04-30-13
Indiana	State Program	5	C-IL-02	04-30-13
Iowa	State Program	7	82	05-01-14
Kansas	NELAP	7	E-10161	10-31-13
Kentucky	State Program	4	90023	12-31-13
Kentucky (UST)	State Program	4	66	04-11-13
Louisiana	NELAP	6	30720	06-30-13
Massachusetts	State Program	1	M-IL035	06-30-13
Mississippi	State Program	4	N/A	04-30-13
North Carolina DENR	State Program	4	291	12-31-13
North Dakota	State Program	8	R-194	04-30-13
Oklahoma	State Program	6	8908	08-31-13
South Carolina	State Program	4	77001	04-30-13
Texas	NELAP	6	T104704252-09-TX	02-28-14
USDA	Federal		P330-12-00038	02-06-15
Virginia	NELAP	3	460142	06-14-13
Wisconsin	State Program	5	999580010	08-31-13
Wyoming	State Program	8	8TMS-Q	04-30-13

- 1
- 2
- 3
- 4
- 5
- 6
- 7
- 8
- 9
- 10
- 11
- 12
- 13
- 14
- 15

TestAmerica Chicago

TestAmerica



500-55430 Chain of Custody

Report To (optional)
 Contact: S. Wilson/Kutner
 Company: Weston
 Address: 750 E. Burnham Ct. Ste 500
 Address: Harmon Hills, IL 60061
 Phone: 847-918-4018
 Fax: 847-918-4055
 E-Mail:

Bill To (optional)
 Contact:
 Company:
 Address:
 Address: Same
 Phone:
 Fax:
 PO#/Reference#

Chain of Custody Record

Lab Job #: 500-55430
 Chain of Custody Number:
 Page _____ of _____
 Temperature °C of Cooler: 4.2

- 1
- 2
- 3
- 4
- 5
- 6
- 7
- 8
- 9
- 10
- 11
- 12
- 13
- 14
- 15

Lab ID	MVA/MSD	Sample ID	Sampling		# of Containers	Matrix	Parameter						Preservative Key
			Date	Time			VOCs	SVOCs	TCL Metals	TCL/SLP Metals	PH	Comments	
1		VL-1(0-7)-032213	3-22-13	0830	2	S	X	X	X	X	X		1. HCL, Cool to 4° 2. H2SO4, Cool to 4° 3. HNO3, Cool to 4° 4. NaOH, Cool to 4° 5. NaOH/Zn, Cool to 4° 6. NaHSO4 7. Cool to 4° 8. None 9. Other
2		VL-1(0-7)-032213D		0830									
3		VL-1(7-15)-032213		0840									
4		CG-1(0-7)-032213		0915									
5		CG-1(7-15)-032213		0925									
6		MG-1(0-7)-032213		1005									
7		MG-1(7-15)-032213		1015									
8		MG-1(15-20)-032213		1025									
9		MD-1(0-7)-032213		1050									
10		MD-1(7-15)-032213	3-22-13	1100	2	S	X	X	X	X	X		

Turnaround Time Required (Business Days)
 1 Day ___ 2 Days ___ 5 Days ___ 7 Days ___ 10 Days ___ 15 Days ___ Standard ___ Other ___
 Requested Due Date: _____

Sample Disposal
 Return to Client Disposal by Lab Archive for _____ Months (A fee may be assessed if samples are retained longer than 1 month)

Requested by <u>James G. Hill</u>	Company <u>Weston</u>	Date <u>3-22-13</u>	Time <u>1430</u>	Received by <u>Roger Williamson</u>	Company <u>T.A.</u>	Date <u>3/22/13</u>	Time <u>1430</u>	Lab Counter <u>TA</u>
Requested by <u>Roger Williamson</u>	Company <u>T.A.</u>	Date <u>3/22/13</u>	Time <u>1550</u>	Received by <u>Shawn Smith</u>	Company <u>TA-CHT</u>	Date <u>3/22/13</u>	Time <u>1550</u>	Shipped
Requested by	Company	Date	Time	Received by	Company	Date	Time	Hand Delivered

Matrix Key
 WW - Wastewater SE - Sediment
 W - Water SO - Soil
 S - Soil L - Leachate
 SL - Sludge WI - Wipe
 MS - Miscellaneous DW - Drinking Water
 OL - Oil O - Other
 A - Air

Client Comments

Lab Comments

CONSTRUCTION AIR QUALITY – DIESEL RETROFIT (BDE)

Effective: June 1, 2010

The reduction of emissions of particulate matter (PM) for off-road equipment shall be accomplished by installing retrofit emission control devices. The term “equipment” refers to diesel fuel powered devices rated at 50 hp and above, to be used on the jobsite in excess of seven calendar days over the course of the construction period on the jobsite (including rental equipment).

Contractor and subcontractor diesel powered off-road equipment assigned to the contract shall be retrofitted using the phased in approach shown below. Equipment that is of a model year older than the year given for that equipment’s respective horsepower range shall be retrofitted:

Effective Dates	Horsepower Range	Model Year
June 1, 2010 ^{1/}	600-749	2002
	750 and up	2006
June 1, 2011 ^{2/}	100-299	2003
	300-599	2001
	600-749	2002
	750 and up	2006
June 1, 2012 ^{2/}	50-99	2004
	100-299	2003
	300-599	2001
	600-749	2002
	750 and up	2006

1/ Effective dates apply to Contractor diesel powered off-road equipment assigned to the contract.

2/ Effective dates apply to Contractor and subcontractor diesel powered off-road equipment assigned to the contract.

The retrofit emission control devices shall achieve a minimum PM emission reduction of 50 percent and shall be:

- a) Included on the U.S. Environmental Protection Agency (USEPA) *Verified Retrofit Technology List* (<http://www.epa.gov/otaq/retrofit/verif-list.htm>), or verified by the California Air Resources Board (CARB) (<http://www.arb.ca.gov/diesel/verde/verdev.htm>); or

- b) Retrofitted with a non-verified diesel retrofit emission control device if verified retrofit emission control devices are not available for equipment proposed to be used on the project, and if the Contractor has obtained a performance certification from the retrofit device manufacturer that the emission control device provides a minimum PM emission reduction of 50 percent.

Note: Large cranes (Crawler mounted cranes) which are responsible for critical lift operations are exempt from installing retrofit emission control devices if such devices adversely affect equipment operation.

Diesel powered off-road equipment with engine ratings of 50 hp and above, which are unable to be retrofitted with verified emission control devices or if performance certifications are not available which will achieve a minimum 50 percent PM reduction, may be granted a waiver by the Department if documentation is provided showing good faith efforts were made by the Contractor to retrofit the equipment.

Construction shall not proceed until the Contractor submits a certified list of the diesel powered off-road equipment that will be used, and as necessary, retrofitted with emission control devices. The list(s) shall include (1) the equipment number, type, make, Contractor/rental company name; and (2) the emission control devices make, model, USEPA or CARB verification number, or performance certification from the retrofit device manufacturer. Equipment reported as fitted with emissions control devices shall be made available to the Engineer for visual inspection of the device installation, prior to being used on the jobsite.

The Contractor shall submit an updated list of retrofitted off-road construction equipment as retrofitted equipment changes or comes on to the jobsite. The addition or deletion of any diesel powered equipment shall be included on the updated list.

If any diesel powered off-road equipment is found to be in non-compliance with any portion of this special provision, the Engineer will issue the Contractor a diesel retrofit deficiency deduction.

Any costs associated with retrofitting any diesel powered off-road equipment with emission control devices shall be considered as included in the contract unit prices bid for the various items of work involved and no additional compensation will be allowed. The Contractor's compliance with this notice and any associated regulations shall not be grounds for a claim.

Diesel Retrofit Deficiency Deduction

When the Engineer determines that a diesel retrofit deficiency exists, a daily monetary deduction will be imposed for each calendar day or fraction thereof the deficiency continues to exist. The calendar day(s) will begin when the time period for correction is exceeded and end with the Engineer's written acceptance of the correction. The daily monetary deduction will be \$1,000.00 for each deficiency identified.

The deficiency will be based on lack of diesel retrofit emissions control.

If a Contractor accumulates three diesel retrofit deficiency deductions for the same piece of equipment in a contract period, the Contractor will be shutdown until the deficiency is corrected. Such a shutdown will not be grounds for any extension of the contract time, waiver of penalties, or be grounds for any claim.

DISADVANTAGED BUSINESS ENTERPRISE PARTICIPATION (BDE)

Effective: September 1, 2000

Revised: August 2, 2011

FEDERAL OBLIGATION. The Department of Transportation, as a recipient of federal financial assistance, is required to take all necessary and reasonable steps to ensure nondiscrimination in the award and administration of contracts. Consequently, the federal regulatory provisions of 49 CFR Part 26 apply to this contract concerning the utilization of disadvantaged business enterprises. For the purposes of this Special Provision, a disadvantaged business enterprise (DBE) means a business certified by the Department in accordance with the requirements of 49 CFR Part 26 and listed in the Illinois Unified Certification Program (IL UCP) DBE Directory.

STATE OBLIGATION. This Special Provision will also be used by the Department to satisfy the requirements of the Business Enterprise for Minorities, Females, and Persons with Disabilities Act, 30 ILCS 575. When this Special Provision is used to satisfy state law requirements on 100 percent state-funded contracts, the federal government has no involvement in such contracts (not a federal-aid contract) and no responsibility to oversee the implementation of this Special Provision by the Department on those contracts. DBE participation on 100 percent state-funded contracts will not be credited toward fulfilling the Department's annual overall DBE goal required by the US Department of Transportation to comply with the federal DBE program requirements.

CONTRACTOR ASSURANCE. The Contractor makes the following assurance and agrees to include the assurance in each subcontract that the Contractor signs with a subcontractor.

The Contractor, subrecipient, or subcontractor shall not discriminate on the basis of race, color, national origin, or sex in the performance of this contract. The Contractor shall carry out applicable requirements of 49 CFR Part 26 in the award and administration of contracts funded in whole or in part with federal or state funds. Failure by the Contractor to carry out these requirements is a material breach of this contract, which may result in the termination of this contract or such other remedy as the recipient deems appropriate.

OVERALL GOAL SET FOR THE DEPARTMENT. As a requirement of compliance with 49 CFR Part 26, the Department has set an overall goal for DBE participation in its federally assisted contracts. That goal applies to all federal-aid funds the Department will expend in its federally assisted contracts for the subject reporting fiscal year. The Department is required to make a good faith effort to achieve the overall goal. The dollar amount paid to all approved DBE companies performing work called for in this contract is eligible to be credited toward fulfillment of the Department's overall goal.

CONTRACT GOAL TO BE ACHIEVED BY THE CONTRACTOR. This contract includes a specific DBE utilization goal established by the Department. The goal has been included because the Department has determined that the work of this contract has subcontracting opportunities that may be suitable for performance by DBE companies. The determination is based on an assessment of the type of work, the location of the work, and the availability of DBE companies to do a part of the work. The assessment indicates that, in the absence of unlawful discrimination, and in an arena of fair and open competition, DBE companies can be expected to perform 10.00% of the work. This percentage is set as the DBE participation goal for this contract. Consequently, in addition to the other award criteria established for this contract, the Department will only award this contract to a bidder who makes a good faith effort to meet this goal of DBE participation in the performance of the work. A bidder makes a good faith effort for award consideration if either of the following is done in accordance with the procedures set for in this Special Provision:

- (a) The bidder documents that enough DBE participation has been obtained to meet the goal: or
- (b) The bidder documents that a good faith effort has been made to meet the goal, even though the effort did not succeed in obtaining enough DBE participation to meet the goal.

DBE LOCATOR REFERENCES. Bidders shall consult the IL UCP DBE Directory as a reference source for DBE-certified companies. In addition, the Department maintains a letting and item specific DBE locator information system whereby DBE companies can register their interest in providing quotes on particular bid items advertised for letting. Information concerning DBE companies willing to quote work for particular contracts may be obtained by contacting the Department's Bureau of Small Business Enterprises at telephone number (217)785-4611, or by visiting the Department's website at www.dot.il.gov.

BIDDING PROCEDURES. Compliance with this Special Provision is a material bidding requirement. The failure of the bidder to comply will render the bid not responsive.

- (a) The bidder shall submit a Disadvantaged Business Utilization Plan on Department forms SBE 2025 and 2026 with the bid.
- (b) The Utilization Plan shall indicate that the bidder either has obtained sufficient DBE participation commitments to meet the contract goal or has not obtained enough DBE participation commitments in spite of a good faith effort to meet the goal. The Utilization Plan shall further provide the name, telephone number, and telefax number of a responsible official of the bidder designated for purposes of notification of plan approval or disapproval under the procedures of this Special Provision.
- (c) The Utilization Plan shall include a DBE Participation Commitment Statement, Department form SBE 2025, for each DBE proposed for the performance of work to achieve the contract goal. For bidding purposes, submission of the completed SBE 2025 forms, signed by the DBEs and faxed to the bidder will be acceptable as long as the original is available and provided upon request. All elements of information indicated on the said form shall be provided, including but not limited to the following:

- (1) The names and addresses of DBE firms that will participate in the contract;
- (2) A description, including pay item numbers, of the work each DBE will perform;
- (3) The dollar amount of the participation of each DBE firm participating. The dollar amount of participation for identified work shall specifically state the quantity, unit price, and total subcontract price for the work to be completed by the DBE. If partial pay items are to be performed by the DBE, indicate the portion of each item, a unit price where appropriate and the subcontract price amount;
- (4) DBE Participation Commitment Statements, form SBE 2025, signed by the bidder and each participating DBE firm documenting the commitment to use the DBE subcontractors whose participation is submitted to meet the contract goal;
- (5) if the bidder is a joint venture comprised of DBE companies and non-DBE companies, the plan must also include a clear identification of the portion of the work to be performed by the DBE partner(s); and,
- (6) If the contract goal is not met, evidence of good faith efforts.

GOOD FAITH EFFORT PROCEDURES. The contract will not be awarded until the Utilization Plan submitted by the apparent successful bidder is approved. All information submitted by the bidder must be complete, accurate and adequately document that enough DBE participation has been obtained or document that good faith efforts of the bidder, in the event enough DBE participation has not been obtained, before the Department will commit to the performance of the contract by the bidder. The Utilization Plan will be approved by the Department if the Utilization Plan documents sufficient commercially useful DBE work performance to meet the contract goal or the bidder submits sufficient documentation of a good faith effort to meet the contract goal pursuant to 49 CFR Part 26, Appendix A. The Utilization Plan will not be approved by the Department if the Utilization Plan does not document sufficient DBE participation to meet the contract goal unless the apparent successful bidder documented in the Utilization Plan that it made a good faith effort to meet the goal. This means that the bidder must show that all necessary and reasonable steps were taken to achieve the contract goal. Necessary and reasonable steps are those which, by their scope, intensity and appropriateness to the objective, could reasonably be expected to obtain sufficient DBE participation, even if they were not successful. The Department will consider the quality, quantity, and intensity of the kinds of efforts that the bidder has made. Mere *pro forma* efforts, in other words, efforts done as a matter of form, are not good faith efforts; rather, the bidder is expected to have taken genuine efforts that would be reasonably expected of a bidder actively and aggressively trying to obtain DBE participation sufficient to meet the contract goal.

- (a) The following is a list of types of action that the Department will consider as part of the evaluation of the bidder's good faith efforts to obtain participation. These listed factors are not intended to be a mandatory checklist and are not intended to be exhaustive. Other factors or efforts brought to the attention of the Department may be relevant in appropriate cases, and will be considered by the Department.

- (1) Soliciting through all reasonable and available means (e.g. attendance at pre-bid meetings, advertising and/or written notices) the interest of all certified DBE companies that have the capability to perform the work of the contract. The bidder must solicit this interest within sufficient time to allow the DBE companies to respond to the solicitation. The bidder must determine with certainty if the DBE companies are interested by taking appropriate steps to follow up initial solicitations.
- (2) Selecting portions of the work to be performed by DBE companies in order to increase the likelihood that the DBE goals will be achieved. This includes, where appropriate, breaking out contract work items into economically feasible units to facilitate DBE participation, even when the prime Contractor might otherwise prefer to perform these work items with its own forces.
- (3) Providing interested DBE companies with adequate information about the plans, specifications, and requirements of the contract in a timely manner to assist them in responding to a solicitation.
- (4) a. Negotiating in good faith with interested DBE companies. It is the bidder's responsibility to make a portion of the work available to DBE subcontractors and suppliers and to select those portions of the work or material needs consistent with the available DBE subcontractors and suppliers, so as to facilitate DBE participation. Evidence of such negotiation includes the names, addresses, and telephone numbers of DBE companies that were considered; a description of the information provided regarding the plans and specifications for the work selected for subcontracting; and evidence as to why additional agreements could not be reached for DBE companies to perform the work.

b. A bidder using good business judgment would consider a number of factors in negotiating with subcontractors, including DBE subcontractors, and would take a firm's price and capabilities as well as contract goals into consideration. However, the fact that there may be some additional costs involved in finding and using DBE companies is not in itself sufficient reason for a bidder's failure to meet the contract DBE goal, as long as such costs are reasonable. Also the ability or desire of a bidder to perform the work of a contract with its own organization does not relieve the bidder of the responsibility to make good faith efforts. Bidders are not, however, required to accept higher quotes from DBE companies if the price difference is excessive or unreasonable.
- (5) Not rejecting DBE companies as being unqualified without sound reasons based on a thorough investigation of their capabilities. The bidder's standing within its industry, membership in specific groups, organizations, or associations and political or social affiliations (for example union vs. non-union employee status) are not legitimate causes for the rejection or non-solicitation of bids in the bidder's efforts to meet the project goal.
- (6) Making efforts to assist interested DBE companies in obtaining bonding, lines of credit, or insurance as required by the recipient or Contractor.

- (7) Making efforts to assist interested DBE companies in obtaining necessary equipment, supplies, materials, or related assistance or services.
 - (8) Effectively using the services of available minority/women community organizations; minority/women contractors' groups; local, state, and federal minority/women business assistance offices; and other organizations as allowed on a case-by-case basis to provide assistance in the recruitment and placement of DBE companies.
- (b) If the Department determines that the apparent successful bidder has made a good faith effort to secure the work commitment of DBE companies to meet the contract goal, the Department will award the contract provided that it is otherwise eligible for award. If the Department determines that the bidder has failed to meet the requirements of this Special Provision or that a good faith effort has not been made, the Department will notify the responsible company official designated in the Utilization Plan that the bid is not responsive. The notification shall include a statement of reasons for the determination.
- (c) The bidder may request administrative reconsideration of a determination adverse to the bidder within the five working days after the receipt of the notification date of the determination by delivering the request to the Department of Transportation, Bureau of Small Business Enterprises, Contract Compliance Section, 2300 South Dirksen Parkway, Room 319, Springfield, Illinois 62764 (Telefax: (217)785-1524). Deposit of the request in the United States mail on or before the fifth business day shall not be deemed delivery. The determination shall become final if a request is not made and delivered. A request may provide additional written documentation and/or argument concerning the issues raised in the determination statement of reasons, provided the documentation and arguments address efforts made prior to submitting the bid. The request will be forwarded to the Department's Reconsideration Officer. The Reconsideration Officer will extend an opportunity to the bidder to meet in person in order to consider all issues of documentation and whether the bidder made a good faith effort to meet the goal. After the review by the Reconsideration Officer, the bidder will be sent a written decision within ten working days after receipt of the request for consideration, explaining the basis for finding that the bidder did or did not meet the goal or make adequate good faith efforts to do so. A final decision by the Reconsideration Officer that a good faith effort was made shall approve the Utilization Plan submitted by the bidder and shall clear the contract for award. A final decision that a good faith effort was not made shall render the bid not responsive.

CALCULATING DBE PARTICIPATION. The Utilization Plan values represent work anticipated to be performed and paid for upon satisfactory completion. The Department is only able to count toward the achievement of the overall goal and the contract goal the value of payments made for the work actually performed by DBE companies. In addition, a DBE must perform a commercially useful function on the contract to be counted. A commercially useful function is generally performed when the DBE is responsible for the work and is carrying out its responsibilities by actually performing, managing, and supervising the work involved. The Department and Contractor are governed by the provisions of 49 CFR Part 26.55(c) on questions of commercially useful functions as it affects the work. Specific counting guidelines are provided in 49 CFR Part 26.55, the provisions of which govern over the summary contained herein.

- (a) DBE as the Contractor: 100 percent goal credit for that portion of the work performed by the DBE's own forces, including the cost of materials and supplies. Work that a DBE subcontracts to a non-DBE does not count toward the DBE goals.
- (b) DBE as a joint venture Contractor: 100 percent goal credit for that portion of the total dollar value of the contract equal to the distinct, clearly defined portion of the work performed by the DBE's own forces.
- (c) DBE as a subcontractor: 100 percent goal credit for the work of the subcontract performed by the DBE's own forces, including the cost of materials and supplies, excluding the purchase of materials and supplies or the lease of equipment by the DBE subcontractor from the prime Contractor or its affiliates. Work that a DBE subcontractor in turn subcontracts to a non-DBE does not count toward the DBE goal.
- (d) DBE as a trucker: 100 percent goal credit for trucking participation provided the DBE is responsible for the management and supervision of the entire trucking operation for which it is responsible. At least one truck owned, operated, licensed, and insured by the DBE must be used on the contract. Credit will be given for the following:
 - (1) The DBE may lease trucks from another DBE firm, including an owner-operator who is certified as a DBE. The DBE who leases trucks from another DBE receives credit for the total value of the transportation services the lessee DBE provides on the contract.
 - (2) The DBE may also lease trucks from a non-DBE firm, including from an owner-operator. The DBE who leases trucks from a non-DBE is entitled to credit only for the fee or commission it receives as a result of the lease arrangement.
- (e) DBE as a material supplier:
 - (1) 60 percent goal credit for the cost of the materials or supplies purchased from a DBE regular dealer.
 - (2) 100 percent goal credit for the cost of materials or supplies obtained from a DBE manufacturer.

- (3) 100 percent credit for the value of reasonable fees and commissions for the procurement of materials and supplies if not a regular dealer or manufacturer.

CONTRACT COMPLIANCE. Compliance with this Special Provision is an essential part of the contract. The Department is prohibited by federal regulations from crediting the participation of a DBE included in the Utilization Plan toward either the contract goal or the Department's overall goal until the amount to be applied toward the goals has been paid to the DBE. The following administrative procedures and remedies govern the compliance by the Contractor with the contractual obligations established by the Utilization Plan. After approval of the Utilization Plan and award of the contract, the Utilization Plan and individual DBE Participation Statements become part of the contract. If the Contractor did not succeed in obtaining enough DBE participation to achieve the advertised contract goal, and the Utilization Plan was approved and contract awarded based upon a determination of good faith, the total dollar value of DBE work calculated in the approved Utilization Plan as a percentage of the awarded contract value shall become the amended contract goal. All work indicated for performance by an approved DBE shall be performed, managed, and supervised by the DBE executing the Participation Statement.

- (a) NO AMENDMENT. No amendment to the Utilization Plan may be made without prior written approval from the Department's Bureau of Small Business Enterprises. All requests for amendment to the Utilization Plan shall be submitted to the Department of Transportation, Bureau of Small Business Enterprises, Contract Compliance Section, 2300 South Dirksen Parkway, Room 319, Springfield, Illinois 62764. Telephone number (217)785-4611. Telefax number (217)785-1524.
- (b) TERMINATION OR REPLACEMENT. The Contractor shall not terminate or replace a DBE listed on the approved Utilization Plan, or perform with other forces work designated for a listed DBE except as provided in the Special Provision.
- (c) CHANGES TO WORK. Any deviation from the DBE condition-of-award or contract plans, specifications, or special provisions must be approved, in writing, by the Department as provided elsewhere in the Contract. The Contractor shall notify affected DBEs in writing of any changes in the scope of work which result in a reduction in the dollar amount condition-of-award to the contract. Where the revision includes work committed to a new DBE subcontractor, not previously involved in the project, then a Request for Approval of Subcontractor, Department form BC 260A, must be signed and submitted. If the commitment of work is in the form of additional tasks assigned to an existing subcontract, then a new Request for Approval of Subcontractor shall not be required. However, the Contractor must document efforts to assure that the existing DBE subcontractor is capable of performing the additional work and has agreed in writing to the change.

(d) ALTERNATIVE WORK METHODS. In addition to the above requirements for reductions in the condition of award, additional requirements apply to the two cases of Contractor-initiated work substitution proposals. Where the contract allows alternate work methods which serve to delete or create underruns in condition of award DBE work, and the Contractor selects that alternate method or, where the Contractor proposes a substitute work method or material that serves to diminish or delete work committed to a DBE and replace it with other work, then the Contractor must demonstrate one of the following:

- (1) That the replacement work will be performed by the same DBE (as long as the DBE is certified in the respective item of work) in a modification of the condition of award;
or
- (2) That the DBE is aware that its work will be deleted or will experience underruns and has agreed in writing to the change. If this occurs, the Contractor shall substitute other work of equivalent value to a certified DBE or provide documentation of good faith efforts to do so; or
- (3) That the DBE is not capable of performing the replacement work or has declined to perform the work at a reasonable competitive price. If this occurs, the Contractor shall substitute other work of equivalent value to a certified DBE or provide documentation of good faith efforts to do so.

(e) TERMINATION AND REPLACEMENT PROCEDURES. The Contractor shall not terminate or replace a DBE subcontractor listed in the approved Utilization Plan without prior written consent. This includes, but is not limited to, instances in which the Contractor seeks to perform work originally designated for a DBE subcontractor with its own forces or those of an affiliate, a non-DBE firm, or with another DBE firm. Written consent will be granted only if the Bureau of Small Business Enterprises agrees, for reasons stated in its concurrence document, that the Contractor has good cause to terminate or replace the DBE firm. Before transmitting to the Bureau of Small Business Enterprises any request to terminate and/or substitute a DBE subcontractor, the Contractor shall give notice in writing to the DBE subcontractor, with a copy to the Bureau, of its intent to request to terminate and/or substitute, and the reason for the request. The Contractor shall give the DBE five days to respond to the Contractor's notice. The DBE so notified shall advise the Bureau and the Contractor of the reasons, if any, why it objects to the proposed termination of its subcontract and why the Bureau should not approve the Contractor's action. If required in a particular case as a matter of public necessity, the Bureau may provide a response period shorter than five days.

For purposes of this paragraph, good cause includes the following circumstances:

- (1) The listed DBE subcontractor fails or refuses to execute a written contract;

- (2) The listed DBE subcontractor fails or refuses to perform the work of its subcontract in a way consistent with normal industry standards. Provided, however, that good cause does not exist if the failure or refusal of the DBE subcontractor to perform its work on the subcontract results from the bad faith or discriminatory action of the prime contractor;
- (3) The listed DBE subcontractor fails or refuses to meet the prime Contractor's reasonable, nondiscriminatory bond requirements;
- (4) The listed DBE subcontractor becomes bankrupt, insolvent, or exhibits credit unworthiness;
- (5) The listed DBE subcontractor is ineligible to work on public works projects because of suspension and debarment proceedings pursuant 2 CFR Parts 180, 215 and 1,200 or applicable state law.
- (6) You have determined that the listed DBE subcontractor is not a responsible contractor;
- (7) The listed DBE subcontractor voluntarily withdraws from the projects and provides to you written notice of its withdrawal;
- (8) The listed DBE is ineligible to receive DBE credit for the type of work required;
- (9) A DBE owner dies or becomes disabled with the result that the listed DBE contractor is unable to complete its work on the contract;
- (10) Other documented good cause that compels the termination of the DBE subcontractor. Provided, that good cause does not exist if the prime Contractor seeks to terminate a DBE it relied upon to obtain the contract so that the prime Contractor can self-perform the work for which the DBE contractor was engaged or so that the prime Contractor can substitute another DBE or non-DBE contractor after contract award.

When a DBE is terminated, or fails to complete its work on the Contract for any reason the Contractor shall make a good faith effort to find another DBE to substitute for the original DBE to perform at least the same amount of work under the contract as the terminated DBE to the extent needed to meet the established Contract goal.

- (f) PAYMENT RECORDS. The Contractor shall maintain a record of payments for work performed to the DBE participants. The records shall be made available to the Department for inspection upon request. After the performance of the final item of work or delivery of material by a DBE and final payment therefore to the DBE by the Contractor, but not later than thirty calendar days after payment has been made by the Department to the Contractor for such work or material, the Contractor shall submit a DBE Payment Agreement on Department form SBE 2115 to the Regional Engineer. If full and final payment has not been made to the DBE, the DBE Payment Agreement shall indicate whether a disagreement as to the payment required exists between the Contractor and the DBE or if the Contractor believes that the work has not been satisfactorily completed. If the Contractor does not have the full amount of work indicated in the Utilization Plan performed by the BDE companies indicated in the Utilization Plan and after good faith efforts are reviewed, the Department may deduct from contract payments to the Contractor the amount of the goal not achieved as liquidated and ascertained damages. The Contractor may request an administrative reconsideration of any amount deducted as damages pursuant to subsection (h) of this part.
- (g) ENFORCEMENT. The Department reserves the right to withhold payment to the Contractor to enforce the provisions of this Special Provision. Final payment shall not be made on the contract until such time as the Contractor submits sufficient documentation demonstrating achievement of the goal in accordance with this Special Provision or after liquidated damages have been determined and collected.
- (h) RECONSIDERATION. Notwithstanding any other provision of the contract, including but not limited to Article 109.09 of the Standard Specifications, the Contractor may request administrative reconsideration of a decision to deduct the amount of the goal not achieved as liquidated damages. A request to reconsider shall be delivered to the Contract Compliance Section and shall be handled and considered in the same manner as set forth in paragraph (c) of "Good Faith Effort Procedures" of this Special Provision, except a final decision that a good faith effort was not made during contract performance to achieve the goal agreed to in the Utilization Plan shall be the final administrative decision of the Department.

LIQUIDATED DAMAGES (BDE)

Effective: April 1, 2013

Revise the table in Article 108.09 of the Standard Specifications to read:

"Schedule of Deductions for Each Day of Overrun in Contract Time			
Original Contract Amount		Daily Charges	
From More Than	To and Including	Calendar Day	Work Day
\$ 0	\$ 100,000	\$ 475	\$ 675
100,000	500,000	750	1,050
500,000	1,000,000	1,025	1,425
1,000,000	3,000,000	1,275	1,725
3,000,000	6,000,000	1,425	2,000
6,000,000	12,000,000	2,300	3,450
12,000,000	And over	6,775	9,525"

PAVEMENT MARKING REMOVAL (BDE)

Effective: April 1, 2009

Add the following to the end of the first paragraph of Article 783.03(a) of the Standard Specifications:

"The use of grinders will not be allowed on new surface courses."

PAYMENTS TO SUBCONTRACTORS (BDE)

Effective: June 1, 2000

Revised: January 1, 2006

Federal regulations found at 49 CFR §26.29 mandate the Department to establish a contract clause to require Contractors to pay subcontractors for satisfactory performance of their subcontracts and to set the time for such payments.

State law also addresses the timing of payments to be made to subcontractors and material suppliers. Section 7 of the Prompt Payment Act, 30 ILCS 540/7, requires that when a Contractor receives any payment from the Department, the Contractor shall make corresponding, proportional payments to each subcontractor and material supplier performing work or supplying material within 15 calendar days after receipt of the Department payment. Section 7 of the Act further provides that interest in the amount of two percent per month, in addition to the payment due, shall be paid to any subcontractor or material supplier by the Contractor if the payment required by the Act is withheld or delayed without reasonable cause. The Act also provides that the time for payment required and the calculation of any interest due applies to transactions between subcontractors and lower-tier subcontractors and material suppliers throughout the contracting chain.

This Special Provision establishes the required federal contract clause, and adopts the 15 calendar day requirement of the State Prompt Payment Act for purposes of compliance with the federal regulation regarding payments to subcontractors. This contract is subject to the following payment obligations.

When progress payments are made to the Contractor according to Article 109.07 of the Standard Specifications, the Contractor shall make a corresponding payment to each subcontractor and material supplier in proportion to the work satisfactorily completed by each subcontractor and for the material supplied to perform any work of the contract. The proportionate amount of partial payment due to each subcontractor and material supplier throughout the contracting chain shall be determined by the quantities measured or otherwise determined as eligible for payment by the Department and included in the progress payment to the Contractor. Subcontractors and material suppliers shall be paid by the Contractor within 15 calendar days after the receipt of payment from the Department. The Contractor shall not hold retainage from the subcontractors. These obligations shall also apply to any payments made by subcontractors and material suppliers to their subcontractors and material suppliers; and to all payments made to lower tier subcontractors and material suppliers throughout the contracting chain. Any payment or portion of a payment subject to this provision may only be withheld from the subcontractor or material supplier to whom it is due for reasonable cause.

This Special Provision does not create any rights in favor of any subcontractor or material supplier against the State or authorize any cause of action against the State on account of any payment, nonpayment, delayed payment, or interest claimed by application of the State Prompt Payment Act. The Department will not approve any delay or postponement of the 15 day requirement except for reasonable cause shown after notice and hearing pursuant to Section 7(b) of the State Prompt Payment Act. State law creates other and additional remedies available to any subcontractor or material supplier, regardless of tier, who has not been paid for work properly performed or material furnished. These remedies are a lien against public funds set forth in Section 23(c) of the Mechanics Lien Act, 770 ILCS 60/23(c), and a recovery on the Contractor's payment bond according to the Public Construction Bond Act, 30 ILCS 550.

PLACING AND CONSOLIDATING CONCRETE (BDE)

Effective: January 1, 2013

Revise the first paragraph of Article 503.06 of the Standard Specifications to read:

“503.06 Forms. Forms shall be set and maintained to the lines and grades shown on the plans, and shall be tight to prevent concrete leakage.”

Revise Article 503.07 of the Standard Specifications to read:

“503.07 Placing and Consolidating. No concrete shall be placed on ice, snow, or frozen foundation material.

The method and manner of placing concrete shall be such as to avoid segregation or separation of the aggregates or the displacement of the reinforcement. The external surface of all concrete shall be thoroughly worked during the operations of placing in such a manner as to work the mortar against the forms to produce a smooth finish free of honeycomb and with a minimum of water and air pockets.

Open troughs and chutes shall extend as nearly as practicable to the point of deposit. Dropping the concrete a distance of more than 5 ft (1.5 m) or depositing a large quantity at any point and running or working it along the forms will not be permitted. The concrete for walls with an average thickness of 12 in. (300 mm) or less shall be placed with tubes so that the drop is not greater than 5 ft (1.5 m).

For self-consolidating concrete, the maximum distance of horizontal flow from the point of deposit shall be 15 ft (4.6 m). The distance may be increased if the dynamic segregation index (DSI) at the maximum flow distance is 10.0 percent or less according to Illinois Test Procedure SCC-8 (Option C). The maximum distance using the DSI shall be 25 ft (7.6 m). In addition, this specified horizontal flow distance shall apply to precast products. In the case of precast prestressed concrete products, refer to the Department's "Manual of Fabrication for Precast Prestressed Concrete Products" for the specified horizontal flow distance requirements.

When the form height for placing the self-consolidating concrete is greater than 10 ft (3.0 m), direct monitoring of form pressure shall be performed by the Contractor according to Illinois Test Procedure SCC-10. The monitoring requirement is a minimum, and the Contractor shall remain responsible for adequate design of the falsework and forms. The Contractor shall record the formwork pressure during concrete placement. This information shall be used by the Contractor to prevent the placement rate from exceeding the maximum formwork pressure allowed, to monitor the thixotropic change in the concrete during the pour, and to make appropriate adjustments to the mix design. This information shall be provided to the Engineer during the pour.

When concrete is pumped, the equipment shall be suitable in kind and adequate in capacity for the work and arranged so that vibrations will not damage freshly placed concrete. Aluminum pipe or conduit will not be permitted in pumping or placing concrete. Mixed concrete shall be supplied to maintain continuous operation of the pumping equipment.

When air entrained concrete is pumped, an accessory or accessories shall be incorporated in the discharge components to minimize air loss. The maximum allowable air loss caused by the pumping operation shall be 3.0 percent with the minimum air content at the point of discharge meeting the requirements of Article 1020.04.

Placing of concrete shall be regulated so that the pressures caused by the wet concrete will not exceed those used in the design of the forms. Special care shall be taken to fill each part of the forms by depositing the concrete as near its final position as possible, to work the coarser aggregates back from the face, and to force the concrete under and around the reinforcement bars without displacing them. Leakage through forms onto beams or girders shall not be allowed to harden and shall be removed while in a plastic state.

The concrete shall be consolidated by internal vibration unless self-consolidating concrete is used. Self-consolidating concrete may be used for inaccessible locations where consolidation by internal vibration is not practicable. The self consolidating concrete shall be rodded with a piece of lumber, conduit, or vibrator if the material has lost its fluidity prior to placement of additional concrete. The vibrator may only be permitted if it can be used in a manner that does not cause segregation as determined by the Engineer. Any other method for restoring the fluidity of the concrete shall be approved by the Engineer.

The Contractor shall provide and use a sufficient number of vibrators to ensure that consolidation can be started immediately after the concrete has been deposited in the forms.

The vibrators shall be inserted into the concrete immediately after it is deposited and shall be moved throughout the mass so as to thoroughly work the concrete around the reinforcement, embedded fixtures, and into the corners and angles of the forms. Vibrators shall not be attached to the forms, reinforcement bars, or the surface of the concrete.

Application of vibrators shall be at points uniformly spaced and not farther apart than twice the radius over which the vibration is visibly effective. The duration of the vibration at the points of insertion shall be sufficient to thoroughly consolidate the concrete into place but shall not be continued so as to cause segregation. When consolidating concrete in bridge decks, the vibrator shall be vertically inserted into the concrete for 3 - 5 seconds or for a period of time determined by the Engineer. Vibration shall be supplemented by spading when required by the Engineer. In addition to the internal vibration required herein, formed surfaces which will be exposed to view after completion of the work shall be spaded with a spading tool approved by the Engineer.

Concrete shall be placed in continuous horizontal layers. When it is necessary by reason of an emergency to place less than a complete horizontal layer in one operation, such layer shall terminate in a vertical bulkhead. Separate batches shall follow each other closely and in no case shall the interval of time between the placing of successive batches be greater than 20 minutes.

If mix foaming or detrimental material is observed during placement or at the completion of a pour, the material shall be removed while the concrete is still plastic

After the concrete has taken its initial set, care shall be exercised to avoid jarring the forms or placing any strain on the ends of projecting reinforcement.”

Revise Article 516.12(a) of the Standard Specifications to read:

“(a) Free Fall Placement. The free fall placement shall only be permitted in shafts that can be dewatered to ensure less than 3 in. (75 mm) of standing water exist at the time of placement without causing side wall instability. The height of free fall placement shall be a maximum of 60 ft (18.3 m) as measured from the discharge end, but it shall be reduced to a maximum of 30 ft (9.1 m) when self-consolidating concrete is used. The Contractor shall obtain approval from the Engineer to place self-consolidating concrete by free fall.

Concrete placed by free fall shall fall directly to the base without contacting either the rebar cage or shaft sidewall. Drop chutes may be used to direct concrete to the base during free fall placement.

Drop chutes used to direct placement of free fall concrete shall consist of a smooth tube of either one continuous section or multiple pieces that can be added and removed. Concrete may be placed through either a hopper at the top of the tube or side openings as the drop chute is retrieved during concrete placement. The drop chute shall be supported so that free fall does not exceed the specified maximum 60 ft (18.3 m) or 30 ft (9.1 m) at all times from the discharge end, and to ensure the concrete does not strike the rebar cage. If placement cannot be satisfactorily accomplished by free fall in the opinion of the Engineer, either a tremie or pump shall be used to accomplish the pour.”

PORTLAND CEMENT CONCRETE (BDE)

Effective: January 1, 2012

Revised: January 1, 2013

Revise Notes 1 and 2 of Article 312.24 of the Standard Specifications to read:

“Note 1. Coarse aggregate shall be gradation CA 6, CA 7, CA 9, CA 10, or CA 11, Class D quality or better. Article 1020.05(d) shall apply.

Note 2. Fine aggregate shall be FA 1 or FA 2. Article 1020.05(d) shall apply.”

Revise the first paragraph of Article 312.26 of the Standard Specifications to read:

“312.26 Proportioning and Mix Design. At least 60 days prior to start of placing CAM II, the Contractor shall submit samples of materials for proportioning and testing. The mixture shall contain a minimum of 200 lb (90 kg) of cement per cubic yard (cubic meter). Portland cement may be replaced with fly ash according to Article 1020.05(c)(1), however the minimum portland cement content in the mixture shall be 170 lbs/cu yd (101 kg/cu m). Blends of coarse and fine aggregates will be permitted, provided the volume of fine aggregate does not exceed the volume of coarse aggregate. The Engineer will determine the proportions of materials for the mixture. However, the Contractor may substitute their own mix design. Article 1020.05(a) shall apply and a Level III PCC Technician shall develop the mix design.”

Revise the second paragraph of Article 503.22 of the Standard Specifications to read:

Other cast-in-place concrete for structures will be paid for at the contract unit price per cubic yard (cubic meter) for CONCRETE HANDRAIL, CONCRETE ENCASUREMENT, and SEAL COAT CONCRETE.”

Add the following to Article 1003.02 of the Standard Specifications:

(e) Alkali Reaction.

(1) ASTM C 1260. Each fine aggregate will be tested by the Department for alkali reaction according to ASTM C 1260. The test will be performed with Type I or II portland cement having a total equivalent alkali content ($\text{Na}_2\text{O} + 0.658\text{K}_2\text{O}$) of 0.90 percent or greater. The Engineer will determine the assigned expansion value for each aggregate, and these values will be made available on the Department's Alkali-Silica Potential Reactivity Rating List. The Engineer may differentiate aggregate based on ledge, production method, gradation number, or other factors. An expansion value of 0.03 percent will be assigned to limestone or dolomite fine aggregates (manufactured stone sand). However, the Department reserves the right to perform the ASTM C 1260 test.

- (2) ASTM C 1293 by Department. In some instances, such as chert natural sand or other fine aggregates, testing according to ASTM C 1260 may not provide accurate test results. In this case, the Department may only test according to ASTM C 1293.
- (3) ASTM C 1293 by Contractor. If an individual aggregate has an ASTM C 1260 expansion value that is unacceptable to the Contractor, an ASTM C 1293 test may be performed by the Contractor to evaluate the Department's ASTM C 1260 test result. The laboratory performing the ASTM C 1293 test shall be approved by the Department according to the current Bureau of Materials and Physical Research Policy Memorandum "Minimum Laboratory Requirements for Alkali-Silica Reactivity (ASR) Testing".

The ASTM C 1293 test shall be performed with Type I or II portland cement having a total equivalent alkali content ($\text{Na}_2\text{O} + 0.658\text{K}_2\text{O}$) of 0.80 percent or greater. The interior vertical wall of the ASTM C 1293 recommended container (pail) shall be half covered with a wick of absorbent material consisting of blotting paper. If the testing laboratory desires to use an alternate container, wick of absorbent material, or amount of coverage inside the container with blotting paper, ASTM C 1293 test results with an alkali-reactive aggregate of known expansion characteristics shall be provided to the Engineer for review and approval. If the expansion is less than 0.040 percent after one year, the aggregate will be assigned an ASTM C 1260 expansion value of 0.08 percent that will be valid for two years, unless the Engineer determines the aggregate has changed significantly. If the aggregate is manufactured into multiple gradation numbers, and the other gradation numbers have the same or lower ASTM C 1260 value, the ASTM C 1293 test result may apply to multiple gradation numbers.

The Engineer reserves the right to verify a Contractor's ASTM C 1293 test result. When the Contractor performs the test, a split sample shall be provided to the Engineer. The Engineer may also independently obtain a sample at any time. The aggregate will be considered reactive if the Contractor or Engineer obtains an expansion value of 0.040 percent or greater.

Revise the first paragraph of Article 1004.01(e)(5) of the Standard Specifications to read:

"Crushed concrete, crushed slag, or lightweight aggregate for portland cement concrete shall be stockpiled in a moist condition (saturated surface dry or greater) and the moisture content shall be maintained uniformly throughout the stockpile by periodic sprinkling."

Revise Article 1004.02(d) of the Standard Specifications to read:

"(d)Combining Sizes. Each size shall be stored separately and care shall be taken to prevent them from being mixed until they are ready to be proportioned. Separate compartments shall be provided to proportion each size.

- (1) When Class BS concrete is to be pumped, the coarse aggregate gradation shall have a minimum of 45 percent passing the 1/2 in. (12.5 mm) sieve. The Contractor may combine two or more coarse aggregate sizes, consisting of CA 7, CA 11, CA 13, CA 14, and CA 16, provided a CA 7 or CA 11 is included in the blend.
- (2) If the coarse aggregate is furnished in separate sizes, they shall be combined in proportions to provide a uniformly graded coarse aggregate grading within the following limits.

Class of Concrete ^{1/}	Combined Sizes	Sieve Size and Percent Passing						
		2 1/2 in.	2 in.	1 3/4 in.	1 1/2 in.	1 in.	1/2 in.	No. 4
PV ^{2/}	CA 5 & CA 7	---	---	100	98±2	72±2	22±1	3±3
	CA 5 & CA 11	---	---	100	98±2	72±2	22±1	3±3
SI and SC ^{2/}	CA 3 & CA 7	100	95±5	---	---	55±2	20±1	3±3
	CA 3 & CA 11	100	95±5	---	---	55±2	20±1	3±3
	CA 5 & CA 7	---	---	100	98±2	72±2	22±1	3±3
	CA 5 & CA 11	---	---	100	98±2	72±2	22±1	3±3

Class of Concrete ^{1/}	Combined Sizes	Sieve Size (metric) and Percent Passing						
		63 mm	50 mm	45 mm	37.5 mm	25 mm	12.5 mm	4.75 mm
PV ^{2/}	CA 5 & CA 7	---	---	100	98±2	72±2	22±1	3±3
	CA 5 & CA 11	---	---	100	98±2	72±2	22±1	3±3
SI and SC ^{2/}	CA 3 & CA 7	100	95±5	---	---	55±2	20±1	3±3
	CA 3 & CA 11	100	95±5	---	---	55±2	20±1	3±3
	CA 5 & CA 7	---	---	100	98±2	72±2	22±1	3±3
	CA 5 & CA 11	---	---	100	98±2	72±2	22±1	3±3

1/ See Table 1 of Article 1020.04.

2/ Any of the listed combination of sizes may be used.”

Add the following to Article 1004.02 of the Standard Specifications:

(g) Alkali Reaction.

- (1) ASTM C 1260. Each coarse aggregate will be tested by the Department for alkali reaction according to ASTM C 1260. The test will be performed with Type I or II portland cement having a total equivalent alkali content ($\text{Na}_2\text{O} + 0.658\text{K}_2\text{O}$) of 0.90 percent or greater. The Engineer will determine the assigned expansion value for each aggregate, and these values will be made available on the Department’s Alkali-Silica Potential Reactivity Rating List. The Engineer may differentiate aggregate based on ledge, production method, gradation number, or other factors. An expansion value of 0.05 percent will be assigned to limestone or dolomite coarse aggregates. However, the Department reserves the right to perform the ASTM C 1260 test.
- (2) ASTM C 1293 by Department. In some instances testing a coarse aggregate according to ASTM C 1260 may not provide accurate test results. In this case, the Department may only test according to ASTM C 1293.
- (3) ASTM C 1293 by Contractor. If an individual aggregate has an ASTM C 1260 expansion value that is unacceptable to the Contractor, an ASTM C 1293 test may be performed by the Contractor according to Article 1003.02(e)(3).

Revise the first paragraph of Article 1019.06 of the Standard Specifications to read:

“1019.06 Contractor Mix Design. A Contractor may submit their own mix design and may propose alternate fine aggregate materials, fine aggregate gradations, or material proportions. Article 1020.05(a) shall apply and a Level III PCC Technician shall develop the mix design.”

Revise Section 1020 of the Standard Specifications to read:

“SECTION 1020. PORTLAND CEMENT CONCRETE

1020.01 Description. This item shall consist of the materials, mix design, production, testing, curing, low air temperature protection, and temperature control of concrete.

1020.02 Materials. Materials shall be according to the following.

Item	Article/Section
(a) Cement	1001
(b) Water	1002
(c) Fine Aggregate	1003
(d) Coarse Aggregate	1004
(e) Concrete Admixtures	1021
(f) Finely Divided Minerals	1010
(g) Concrete Curing Materials	1022
(h) Straw	1081.06(a)(1)
(i) Calcium Chloride	1013.01

1020.03 Equipment. Equipment shall be according to the following.

Item	Article/Section
(a) Concrete Mixers and Trucks	1103.01
(b) Batching and Weighing Equipment	1103.02
(c) Automatic and Semi-Automatic Batching Equipment	1103.03
(d) Water Supply Equipment	1103.11
(e) Membrane Curing Equipment	1101.09
(f) Mobile Portland Cement Concrete Plants	1103.04

1020.04 Concrete Classes and General Mix Design Criteria. The classes of concrete shown in Table 1 identify the various mixtures by the general uses and mix design criteria. If the class of concrete for a specific item of construction is not specified, Class SI concrete shall be used.

For the minimum cement factor in Table 1, it shall apply to portland cement, portland-pozzolan cement, and portland blast-furnace slag except when a particular cement is specified in the Table.

The Contractor shall not assume that the minimum cement factor indicated in Table 1 will produce a mixture that will meet the specified strength. In addition, the Contractor shall not assume that the maximum finely divided mineral allowed in a mix design according to Article 1020.05(c) will produce a mixture that will meet the specified strength. The Contractor shall select a cement factor within the allowable range that will obtain the specified strength. The Contractor shall take into consideration materials selected, seasonal temperatures, and other factors which may require the Contractor to submit multiple mix designs.

For a portland-pozzolan cement, portland blast-furnace slag cement, or when replacing portland cement with finely divided minerals per Articles 1020.05(c) and 1020.05(d), the portland cement content in the mixture shall be a minimum of 375 lbs/cu yd (222 kg/cu m). When the total of organic processing additions, inorganic processing additions, and limestone exceed 5.0 percent in the cement, the minimum portland cement content in the mixture shall be 400 lbs/cu yd (237 kg/cu m). When calculating the portland cement portion in the portland-pozzolan or portland blast-furnace slag cement, the AASHTO M 240 tolerance may be ignored.

Special classifications may be made for the purpose of including the concrete for a particular use or location as a separate pay item in the contract. The concrete used in such cases shall conform to this section.

TABLE 1. CLASSES OF CONCRETE AND MIX DESIGN CRITERIA											
Class of Conc.	Use	Specification Section Reference	Cement Factor		Water / Cement Ratio lb/lb	Slump in. (4)	Mix Design Compressive Strength (Flexural Strength)			Air Content %	Coarse Aggregate Gradations (14)
			cwt/cu yd (3)				psi, minimum				
			Min.	Max			Days				
							3	14	28		
PV	Pavement Base Course	420 or 421 353	5.65 (1)	7.05	0.32 - 0.42	2 - 4 (5)	Ty III 3500 (650)	3500 (650)		5.0 - 8.0 (5)	CA 5 & CA 7, CA 5 & CA 11, CA 7, CA 11, or CA 14
	Base Course Widening	354									
	Driveway Pavement	423									
	Shoulders	483									
	Shoulder Curb	662									
PP	Pavement Patching Bridge Deck Patching (10)	442						3200 (600) Article 701.17(e)(3)b.			CA 7, CA 11, CA 13, CA 14, or CA 16
	PP-1		6.50 6.20 (Ty III)	7.50 7.20 (Ty III)	0.32 - 0.44	2 - 4	at 48 hours	4.0 - 7.0			
	PP-2		7.35	8.20	0.32 - 0.38	2 - 6	at 24 hours	4.0 - 6.0			
	PP-3		7.35 (Ty III) (8)	7.35 (Ty III) (8)	0.32 - 0.35	2 - 4	at 16 hours	4.0 - 6.0			
	PP-4		6.00 (9)	6.25 (9)	0.32 - 0.50	2 - 6	at 8 hours	4.0 - 6.0			
	PP-5		6.75 (9)	6.75 (9)	0.32 - 0.40	2 - 8	at 4 hours	4.0 - 6.0			
RR	Railroad Crossing	422	6.50 6.20 (Ty III)	7.50 7.20 (Ty III)	0.32 - 0.44	2 - 4	3500 (650) at 48 hours		4.0 - 7.0	CA 7, CA 11, or CA 14	
BS	Bridge Superstructure Bridge Approach Slab	503	6.05	7.05	0.32 - 0.44	2 - 4 (5)	4000 (675)		5.0 - 8.0 (5)	CA 7, CA 11, or CA 14 (7)	
PC	Various Precast Concrete Items	1042	5.65	7.05	0.32 - 0.44 0.25 - 0.40	1 - 4	See Section 1042		5.0 - 8.0 N/A	CA7, CA11, CA 13, CA 14, CA 16, or CA 7 & CA 16	
	Wet Cast Dry Cast		5.65 (TY III)	7.05 (TY III)		0 - 1					
PS	Precast Prestressed Members	504	5.65 5.65 (TY III)	7.05 7.05 (TY III)	0.32 - 0.44	1 - 4			Plans	5.0 - 8.0	CA 11 (11), CA 13, CA 14 (11), or CA 16
	Precast Prestressed Piles and Extensions	512							5000		
	Precast Prestressed Sight Screen	639							3500		

TABLE 1. CLASSES OF CONCRETE AND MIX DESIGN CRITERIA											
Class of Concrete	Use	Specification Section Reference	Cement Factor		Water / Cement Ratio lb/lb	Slump in. (4)	Mix Design Compressive Strength (Flexural Strength)			Air Content %	Coarse Aggregate Gradations (14)
			cwt/cu yd (3)				psi, minimum				
			Min.	Max.			Days				
						3	14	28			
DS	Drilled Shaft (12) Metal Shell Piles (12) Sign Structures Drilled Shaft (12) Light Tower Foundation (12)	516 512 734 837	6.65	7.05	0.32 - 0.44	6 - 8 (6)		4000 (675)		5.0 - 8.0	CA 13, CA 14, CA 16, or a blend of these gradations.
SC	Seal Coat	503	5.65 (1) 6.05 (2)	7.05	0.32 - 0.44	3 - 5		3500 (650)		Optional 6.0 max.	CA 3 & CA 7, CA 3 & CA 11, CA 5 & CA 7, CA 5 & CA 11, CA 7, or CA 11
SI	Structures (except Superstructure) Sidewalk Slope Wall Encasement Box Culverts End Section and Collar Curb, Gutter, Curb & Gutter, Median, and Paved Ditch Concrete Barrier Sign Structures Spread Footing Concrete Foundation Pole Foundation (12) Traffic Signal Foundation Drilled Shaft (12) Square or Rectangular	503 424 511 512 540 542 606 637 734 836 878	5.65 (1) 6.05 (2)	7.05	0.32 - 0.44	2 - 4 (5)		3500 (650)		5.0 - 8.0 (5)	CA 3 & CA 7, CA 3 & CA 11, CA 5 & CA 7, CA 5 & CA 11, CA 7, CA 11, CA 13, CA 14, or CA 16 (13)

- Notes:
- (1) Central-mixed.
 - (2) Truck-mixed or shrink-mixed.
 - (3) For Class SC concrete and for any other class of concrete that is to be placed underwater, except Class DS concrete, the cement factor shall be increased by ten percent.
 - (4) The maximum slump may be increased to 7 in. when a high range water-reducing admixture is used for all classes of concrete, except Class PV, SC, and PP. For Class SC, the maximum slump may be increased to 8 in. For Class PP-1, the maximum slump may be increased to 6 in. For Class PS, the 7 in. maximum slump may be increased to 8 1/2 in. if the high range water-reducing admixture is the polycarboxylate type.
 - (5) The slump range for slipform construction shall be 1/2 to 2 1/2 in. and the air content range shall be 5.5 to 8.0 percent.
 - (6) If concrete is placed to displace drilling fluid, or against temporary casing, the slump shall be 8 - 10 in. at the point of placement. If a water-reducing admixture is used in lieu of a high range water-reducing admixture according to Article 1020.05(b)(7), the slump shall be 2 - 4 in.
 - (7) For Class BS concrete used in bridge deck patching, the coarse aggregate gradation shall be CA 13, CA 14, or CA 16, except CA 11 may be used for full-depth patching.
 - (8) In addition to the Type III portland cement, 100 lb/cu yd of ground granulated blast-furnace slag and 50 lb/cu yd of microsilica (silica fume) shall be used. For an air temperature greater than 85 °F, the Type III portland cement may be replaced with Type I or II portland cement.
 - (9) The cement shall be a rapid hardening cement from the Department's "Approved List of Packaged, Dry, Rapid Hardening Cementitious Materials for Concrete Repairs" for PP-4 and calcium aluminate cement for PP-5.
 - (10) For Class PP concrete used in bridge deck patching, the coarse aggregate gradation shall be CA 13, CA 14, or CA 16, except CA 11 may be used for full-depth patching. In addition, the mix design shall have 72 hours to obtain a 4,000 psi compressive or 675 psi flexural strength for all PP mix designs.
 - (11) The nominal maximum size permitted is 3/4 in. Nominal maximum size is defined as the largest sieve which retains any of the aggregate sample particles.
 - (12) The concrete mix shall be designed to remain fluid throughout the anticipated duration of the pour plus one hour. At the Engineer's discretion, the Contractor may be required to conduct a minimum 2 cu yd trial batch to verify the mix design.
 - (13) CA 3 or CA 5 may be used when the nominal maximum size does not exceed two-thirds the clear distance between parallel reinforcement bars, or between the reinforcement bar and the form. Nominal maximum size is defined in Note 11.
 - (14) Alternate combinations of gradation sizes may be used with the approval of the Engineer. Refer also to Article 1004.02(d) for additional information on combining sizes.

TABLE 1. CLASSES OF CONCRETE AND MIX DESIGN CRITERIA (metric)												
Class of Concrete	Use	Specification Section Reference	Cement Factor		Water / Cement Ratio kg/kg	Slump mm (4)	Mix Design Compressive Strength (Flexural Strength)			Air Content %	Coarse Aggregate Gradations (14)	
			kg/cu m (3)				kPa, minimum					
			Min.	Max			Days					
							3	14	28			
PV	Pavement Base Course	420 or 421 353										CA 5 & CA 7, CA 5 & CA 11, CA 7, CA 11, or CA 14
	Base Course Widening	354	335 (1)	418	0.32 -	50 -	Ty III	24,000		5.0 -		
	Driveway Pavement	423	360 (2)		0.42	100	0	(4500)		8.0		
	Shoulders Shoulder Curb	483 662				(5)	(4500)			(5)		
PP	Pavement Patching Bridge Deck Patching (10)	442						22,100 (4150) Article 701.17(e)(3)b.				CA 7, CA 11, CA 13, CA 14, or CA 16
	PP-1		385 365 (Ty III)	445 425 (Ty III)	0.32 - 0.44	50 - 100		at 48 hours	4.0 - 7.0			
	PP-2		435	485	0.32 - 0.38	50 - 150		at 24 hours	4.0 - 6.0			
	PP-3		435 (Ty III) (8)	435 (Ty III) (8)	0.32 - 0.35	50 - 100		at 16 hours	4.0 - 6.0			
	PP-4		355 (9)	370 (9)	0.32 - 0.50	50 - 150		at 8 hours	4.0 - 6.0			
	PP-5		400 (9)	400 (9)	0.32 - 0.40	50 - 200		at 4 hours	4.0 - 6.0			
RR	Railroad Crossing	422	385 365 (Ty III)	445 425 (Ty III)	0.32 - 0.44	50 - 100		24,000 (4500) at 48 hours	4.0 - 7.0		CA 7, CA 11, or CA 14	
BS	Bridge Superstructure Bridge Approach Slab	503	360	418	0.32 - 0.44	50 - 100 (5)		27,500 (4650)	5.0 - 8.0 (5)		CA 7, CA 11, or CA 14 (7)	
PC	Various Precast Concrete Items Wet Cast Dry Cast	1042	335 335 (TY III)	418 418 (TY III)	0.32 - 0.44 0.25 - 0.40	25 - 100 0 - 25		See Section 1042	5.0 - 8.0 N/A		CA7, CA11, CA13, CA 14, CA 16, or CA 7 & CA 16	
PS	Precast Prestressed Members	504	335 335 (TY III)	418 418 (TY III)	0.32 - 0.44	25 - 100			Plans	5.0 - 8.0	CA 11 (11), CA 13, CA 14 (11), or CA 16	
	Precast Prestressed Piles and Extensions	512							34,500			
	Precast Prestressed Sight Screen	639							24,000			

TABLE 1. CLASSES OF CONCRETE AND MIX DESIGN CRITERIA (metric)											
Class of Concrete	Use	Specification Section Reference	Cement Factor		Water / Cement Ratio kg/kg	Slump mm (4)	Mix Design Compressive Strength (Flexural Strength)			Air Content %	Coarse Aggregate Gradations (14)
			kg/cu m (3)				kPa, minimum				
			Min.	Max			Days				
							3	14	28		
DS	Drilled Shaft (12) Metal Shell Piles (12) Sign Structures Drilled Shaft (12) Light Tower Foundation (12)	516 512 734 837	395	418	0.32 - 0.44	150 - 200 (6)		27,500 (4650)		5.0 - 8.0	CA 13, CA 14, CA 16, or a blend of these gradations.
SC	Seal Coat	503	335 (1) 360 (2)	418	0.32 - 0.44	75 - 125		24,000 (4500)		Optional 6.0 max.	CA 3 & CA 7, CA 3 & CA 11, CA 5 & CA 7, CA 5 & CA 11, CA 7, or CA 11
SI	Structures (except Superstructure) Sidewalk Slope Wall Encasement Box Culverts End Section and Collar Curb, Gutter, Curb & Gutter, Median, and Paved Ditch Concrete Barrier Sign Structures Spread Footing Concrete Foundation Pole Foundation (12) Traffic Signal Foundation Drilled Shaft (12) Square or Rectangular	503 424 511 512 540 542 606 637 734 836 878	335 (1) 360 (2)	418	0.32 - 0.44	50 - 100 (5)		24,000 (4500)		5.0 - 8.0 (5)	CA 3 & CA 7, CA 3 & CA 11, CA 5 & CA 7, CA 5 & CA 11, CA 7, CA 11, CA 13, CA 14, or CA 16 (13)

- Notes:
- (1) Central-mixed.
 - (2) Truck-mixed or shrink-mixed.
 - (3) For Class SC concrete and for any other class of concrete that is to be placed underwater, except Class DS concrete, the cement factor shall be increased by ten percent.
 - (4) The maximum slump may be increased to 175 mm when a high range water-reducing admixture is used for all classes of concrete except Class PV, SC, and PP. For Class SC, the maximum slump may be increased to 200 mm. For Class PP-1, the maximum slump may be increased to 150 mm. For Class PS, the 175 mm maximum slump may be increased to 215 mm if the high range water-reducing admixture is the polycarboxylate type.
 - (5) The slump range for slipform construction shall be 13 to 64 mm and the air content range shall be 5.5 to 8.0 percent.
 - (6) If concrete is placed to displace drilling fluid, or against temporary casing, the slump shall be 200 - 250 mm at the point of placement. If a water-reducing admixture is used in lieu of a high range water-reducing admixture according to Article 1020.05(b)(7), the slump shall be 50 – 100 mm.
 - (7) For Class BS concrete used in bridge deck patching, the coarse aggregate gradation shall be CA 13, CA 14, or CA 16, except CA 11 may be used for full-depth patching.
 - (8) In addition to the Type III portland cement, 60 kg/cu m of ground granulated blast-furnace slag and 30 kg/cu m of microsilica (silica fume) shall be used. For an air temperature greater than 30 °C, the Type III portland cement may be replaced with Type I or II portland cement.
 - (9) The cement shall be a rapid hardening cement from the Department's "Approved List of Packaged, Dry, Rapid Hardening Cementitious Materials for Concrete Repairs" for PP-4 and calcium aluminate cement for PP-5.
 - (10) For Class PP concrete used in bridge deck patching, the coarse aggregate gradation shall be CA 13, CA 14, or CA 16, except CA 11 may be used for full-depth patching. In addition, the mix design shall have 72 hours to obtain a 27,500 kPa compressive or 4,650 kPa flexural.
 - (11) The nominal maximum size permitted is 19 mm. Nominal maximum size is defined as the largest sieve which retains any of the aggregate sample particles.
 - (12) The concrete mix shall be designed to remain fluid throughout the anticipated duration of the pour plus one hour. At the Engineer's discretion, the Contractor may be required to conduct a minimum 1.5 cu m trial batch to verify the mix design.
 - (13) CA 3 or CA 5 may be used when the nominal maximum size does not exceed two-thirds the clear distance between parallel reinforcement bars, or between the reinforcement bar and the form. Nominal maximum size is defined in Note 11.
 - (14) Alternate combinations of gradation sizes may be used with the approval of the Engineer. Refer also to Article 1004.02(d) for additional information on combining sizes.

Self-consolidating concrete is a flowable mixture that does not require mechanical vibration for consolidation. Self-consolidating concrete mix designs may be developed for Class BS, PC, PS, DS, and SI concrete. Self-consolidating concrete mix designs may also be developed for precast concrete products that are not subjected to Class PC concrete requirements according to Section 1042. The mix design criteria for the concrete mixture shall be according to Article 1020.04 with the following exceptions.

- (a) The slump requirements shall not apply.
- (b) The concrete mixture should be uniformly graded, and information in the "Portland Cement Concrete Level III Technician Course – Manual of Instructions for Design of Concrete Mixtures" may be used to develop the uniformly graded mix design. The coarse aggregate gradations shall be CA 11, CA 13, CA 14, CA 16, or a blend of these gradations. However, the final gradation when using a single coarse aggregate or combination of coarse aggregates shall have 100 percent pass the 1 in. (25 mm) sieve, and minimum 95 percent pass the 3/4 in. (19 mm) sieve. The fine aggregate proportion shall be a maximum 50 percent by weight (mass) of the total aggregate used.
- (c) The slump flow range shall be 22 in. (560 mm) minimum to 28 in. (710 mm) maximum and tested according to Illinois Test Procedure SCC-2.
- (d) The visual stability index shall be a maximum of 1 and tested according to Illinois Test Procedure SCC-2.
- (e) The J-Ring value shall be a maximum of 2 in. (50 mm) and tested according to Illinois Test Procedure SCC-3. The L-Box blocking ratio shall be a minimum of 80 percent and tested according to Illinois Test Procedure SCC-3. The Contractor has the option to select either test.
- (f) The hardened visual stability index shall be a maximum of 1 and tested according to Illinois Test Procedure SCC-6.
- (g) If Class PC concrete requirements do not apply to the precast concrete product according to Section 1042, the maximum cement factor shall be 7.05 cwt/cu yd (418 kg/cu m) and the maximum allowable water/cement ratio shall be 0.44.
- (h) If the measured slump flow, visual stability index, J-Ring value, or L-Box blocking ratio fall outside the limits specified, a check test will be made. In the event of a second failure, the Engineer may refuse to permit the use of the batch of concrete represented.

The Contractor may use water or self-consolidating admixtures at the jobsite to obtain the specified slump flow, visual stability index, J-ring value, or L-box blocking ratio. The maximum design water/cement ratio shall not be exceeded.

1020.05 Other Concrete Criteria. The concrete shall be according to the following.

- (a) Proportioning and Mix Design. For all Classes of concrete, it shall be the Contractor's responsibility to determine mix design material proportions and to proportion each batch of concrete. A Level III PCC Technician shall develop the mix design for all Classes of concrete, except Classes PC and PS. The mix design, submittal information, trial batch, and Engineer verification shall be according to the "Portland Cement Concrete Level III Technician" course material.

The Contractor shall provide the mix designs a minimum of 45 calendar days prior to production. More than one mix design may be submitted for each class of concrete.

The Engineer will verify the mix design submitted by the Contractor. Verification of a mix design shall in no manner be construed as acceptance of any mixture produced. Once a mix design has been verified, the Engineer shall be notified of any proposed changes.

Tests performed at the jobsite will determine if a mix design can meet specifications. If the tests indicate it cannot, the Contractor shall make adjustments to a mix design, or submit a new mix design if necessary, to comply with the specifications.

- (b) Admixtures. The Contractor shall be responsible for using admixtures and determining dosages for all Classes of concrete, cement aggregate mixture II, and controlled low-strength material that will produce a mixture with suitable workability, consistency, and plasticity. In addition, admixture dosages shall result in the mixture meeting the specified plastic and hardened properties. The Contractor shall obtain approval from the Engineer to use an accelerator when the concrete temperature is greater than 60 °F (16 °C). However, this accelerator approval by the Engineer will not be required for Class PP, RR, PC, and PS concrete. The accelerator shall be the non-chloride type unless otherwise specified in the contract plans.

The Department will maintain an Approved List of Corrosion Inhibitors. Corrosion inhibitor dosage rates shall be according to Article 1020.05(b)(10). For information on approved controlled low-strength material air-entraining admixtures, refer to Article 1019.02. The Department will also maintain an Approved List of Concrete Admixtures, and an admixture technical representative shall be consulted by the Contractor prior to the pour when determining an admixture dosage from this list or when making minor admixture dosage adjustments at the jobsite. The dosage shall be within the range indicated on the approved list unless the influence by other admixtures, jobsite conditions (such as a very short haul time), or other circumstances warrant a dosage outside the range. The Engineer shall be notified when a dosage is proposed outside the range. To determine an admixture dosage, air temperature, concrete temperature, cement source and quantity, finely divided mineral sources and quantity, influence of other admixtures, haul time, placement conditions, and other factors as appropriate shall be considered. The Engineer may request the Contractor to have a batch of concrete mixed in the lab or field to verify the admixture dosage is correct. An admixture dosage or combination of admixture dosages shall not delay the initial set of concrete by more than one hour. When a retarding admixture is required or appropriate for a bridge deck or bridge deck overlay pour, the initial set time shall be delayed until the deflections due to the concrete dead load are no longer a concern for inducing cracks in the completed work. However, a retarding admixture shall not be used to further extend the pour time and justify the alteration of a bridge deck pour sequence.

When determining water in admixtures for water/cement ratio, the Contractor shall calculate 70 percent of the admixture dosage as water, except a value of 50 percent shall be used for a latex admixture used in bridge deck latex concrete overlays.

The sequence, method, and equipment for adding the admixtures shall be approved by the Engineer. Admixtures shall be added to the concrete separately. An accelerator shall always be added prior to a high range water-reducing admixture, if both are used.

Admixture use shall be according to the following.

- (1) When the atmosphere or concrete temperature is 65 °F (18 °C) or higher, a retarding admixture shall be used in the Class BS concrete and concrete bridge deck overlays. The proportions of the ingredients of the concrete shall be the same as without the retarding admixture, except that the amount of mixing water shall be reduced, as may be necessary, in order to maintain the consistency of the concrete as required. In addition, a high range water-reducing admixture shall be used in bridge deck concrete. At the option of the Contractor, a water-reducing admixture may be used with the high range water-reducing admixture in Class BS concrete.
- (2) At the Contractor's option, admixtures in addition to an air-entraining admixture may be used for Class PP-1 or RR concrete. When the air temperature is less than 55 °F (13 °C) and an accelerator is used, the non-chloride accelerator shall be calcium nitrite.

- (3) When Class C fly ash or ground granulated blast-furnace slag is used in Class PP-1 or RR concrete, a water-reducing or high range water-reducing admixture shall be used.
- (4) For Class PP-2 or PP-3 concrete, a non-chloride accelerator followed by a high range water-reducing admixture shall be used, in addition to the air-entraining admixture. The Contractor has the option to use a water-reducing admixture with the high range water-reducing admixture. For Class PP-3 concrete, the non-chloride accelerator shall be calcium nitrite. For Class PP-2 concrete, the non-chloride accelerator shall be calcium nitrite when the air temperature is less than 55 °F (13 °C).
- (5) For Class PP-4 concrete, a high range water-reducing admixture shall be used in addition to the air-entraining admixture. The Contractor has the option to use a water-reducing admixture with the high range water-reducing admixture. An accelerator shall not be used. For stationary or truck-mixed concrete, a retarding admixture shall be used to allow for haul time. The Contractor has the option to use a mobile portland cement concrete plant, but a retarding admixture shall not be used unless approved by the Engineer.

For PP-5 concrete, a non-chloride accelerator, high range water-reducing admixture, and air-entraining admixture shall be used. The accelerator, high range water-reducing admixture, and air-entraining admixture shall be per the Contractor's recommendation and dosage. The approved list of concrete admixtures shall not apply. A mobile portland cement concrete plant shall be used to produce the patching mixture.

- (6) When a calcium chloride accelerator is specified in the contract, the maximum chloride dosage shall be 1.0 quart (1.0 L) of solution per 100 lb (45 kg) of cement. The dosage may be increased to a maximum 2.0 quarts (2.0 L) per 100 lb (45 kg) of cement if approved by the Engineer. When a calcium chloride accelerator for Class PP-2 concrete is specified in the contract, the maximum chloride dosage shall be 1.3 quarts (1.3 L) of solution per 100 lb (45 kg) of cement. The dosage may be increased to a maximum 2.6 quarts (2.6 L) per 100 lb (45 kg) of cement if approved by the Engineer.
- (7) For Class DS concrete a retarding admixture and a high range water-reducing admixture shall be used. For dry excavations that are 10 ft (3 m) or less, the high range water-reducing admixture may be replaced with a water-reducing admixture if the concrete is vibrated. The use of admixtures shall take into consideration the slump loss limits specified in Article 516.12 and the fluidity requirement in Article 1020.04 (Note 12).

- (8) At the Contractor's option, when a water-reducing admixture or a high range water-reducing admixture is used for Class PV, PP-1, RR, SC, and SI concrete, the cement factor may be reduced a maximum 0.30 hundredweight/cu yd (18 kg/cu m). However, a cement factor reduction will not be allowed for concrete placed underwater.
- (9) When Type F or Type G high range water-reducing admixtures are used, the initial slump shall be a minimum of 1 1/2 in. (40 mm) prior to addition of the Type F or Type G admixture, except as approved by the Engineer.
- (10) When specified, a corrosion inhibitor shall be added to the concrete mixture utilized in the manufacture of precast, prestressed concrete members and/or other applications. It shall be added, at the same rate, to all grout around post-tensioning steel when specified.

When calcium nitrite is used, it shall be added at the rate of 4 gal/cu yd (20 L/cu m), and shall be added to the mix immediately after all compatible admixtures have been introduced to the batch.

When Rheocrete 222+ is used, it shall be added at the rate of 1.0 gal/cu yd (5.0 L/cu m), and the batching sequence shall be according to the manufacturer's instructions.

- (c) Finely Divided Minerals. Use of finely divided minerals shall be according to the following.

- (1) Fly Ash. At the Contractor's option, fly ash from approved sources may partially replace portland cement in cement aggregate mixture II, Class PV, PP-1, PP-2, RR, BS, PC, PS, DS, SC, and SI concrete.

The use of fly ash shall be according to the following.

- a. Measurements of fly ash and portland cement shall be rounded up to the nearest 5 lb (2.5 kg).
- b. When Class F fly ash is used in cement aggregate mixture II, Class PV, BS, PC, PS, DS, SC, and SI concrete, the amount of portland cement replaced shall not exceed 25 percent by weight (mass).
- c. When Class C fly ash is used in cement aggregate mixture II, Class PV, PP-1, PP-2, RR, BS, PC, PS, DS, SC, and SI concrete, the amount of portland cement replaced shall not exceed 30 percent by weight (mass).
- d. Fly ash may be used in concrete mixtures when the air temperature is below 40 °F (4 °C), but the Engineer may request a trial batch of the concrete mixture to show the mix design strength requirement will be met.

- (2) Ground Granulated Blast-Furnace (GGBF) Slag. At the Contractor's option, GGBF slag may partially replace portland cement in Class PV, PP-1, PP-2, RR, BS, PC, PS, DS, SC, and SI concrete. For Class PP-3 concrete, GGBF slag shall be used according to Article 1020.04.

The use of GGBF slag shall be according to the following.

- a. Measurements of GGBF slag and portland cement shall be rounded up to the nearest 5 lb (2.5 kg).
 - b. When GGBF slag is used in Class PV, PP-1, PP-2, RR, BS, PC, PS, DS, SC and SI concrete, the amount of portland cement replaced shall not exceed 35 percent by weight (mass).
 - c. GGBF slag may be used in concrete mixtures when the air temperature is below 40 °F (4 °C), but the Engineer may request a trial batch of the concrete mixture to show the mix design strength requirement will be met.
- (3) Microsilica. At the Contractor's option, microsilica may be added at a maximum of 5.0 percent by weight (mass) of the cement and finely divided minerals summed together.

Microsilica shall be used in Class PP-3 concrete according to Article 1020.04.

- (4) High Reactivity Metakaolin (HRM). At the Contractor's option, HRM may be added at a maximum of 5.0 percent by weight (mass) of the cement and finely divided minerals summed together.
- (5) Mixtures with Multiple Finely Divided Minerals. Except as specified for Class PP-3 concrete, the Contractor has the option to use more than one finely divided mineral in Class PV, PP-1, PP-2, RR, BS, PC, PS, DS, SC, and SI concrete as follows.
- a. The mixture shall contain a maximum of two finely divided minerals. The finely divided mineral in portland-pozzolan cement or portland blast-furnace slag cement shall count toward the total number of finely divided minerals allowed. The finely divided minerals shall constitute a maximum of 35.0 percent of the total cement plus finely divided minerals. The fly ash portion shall not exceed 30.0 percent for Class C fly ash or 25.0 percent for Class F fly ash. The Class C and F fly ash combination shall not exceed 30.0 percent. The ground granulated blast-furnace slag portion shall not exceed 35.0 percent. The microsilica or high-reactivity metakaolin portion used together or separately shall not exceed ten percent. The finely divided mineral in the portland-pozzolan cement or portland blast-furnace slag blended cement shall apply to the maximum 35.0 percent.

- b. Central Mixed. For Class PV, SC, and SI concrete, the mixture shall contain a minimum of 565 lbs/cu yd (335 kg/cu m) of cement and finely divided minerals summed together. If a water-reducing or high-range water-reducing admixture is used, the Contractor has the option to use a minimum of 535 lbs/cu yd (320 kg/cu m).
- c. Truck-Mixed or Shrink-Mixed. For Class PV, SC, and SI concrete, the mixture shall contain a minimum of 605 lbs/cu yd (360 kg/cu m) of cement and finely divided minerals summed together. If a water-reducing or high-range water-reducing admixture is used, the Contractor has the option to use a minimum of 575 lbs/cu yd (345 kg/cu m).
- d. Central-Mixed, Truck-Mixed or Shrink-Mixed. For Class PP-1 and RR concrete, the mixture shall contain a minimum of 650 lbs/cu yd (385 kg/cu m) of cement and finely divided minerals summed together. For Class PP-1 and RR concrete using Type III portland cement, the mixture shall contain a minimum of 620 lbs/cu yd (365 kg/cu m).

For Class PP-2 concrete, the mixture shall contain a minimum of 735 lbs/cu yd (435 kg/cu m) of cement and finely divided minerals summed together. For Class BS concrete, the mixture shall contain a minimum of 605 lbs/cu yd (360 kg/cu m). For Class DS concrete, the mixture shall contain a minimum of 665 lbs/cu yd (395 kg/cu m).

If a water-reducing or high range water-reducing admixture is used in Class PP-1 and RR concrete, the Contractor has the option to use a minimum of 620 lbs/cu yd (365 kg/cu m) of cement and finely divided minerals summed together. If a water-reducing or high-range water-reducing admixture is used with Type III portland cement in Class PP-1 and RR concrete, the Contractor has the option to use a minimum of 590 lbs/cu yd (350 kg/cu m).

- e. Central-Mixed or Truck-Mixed. For Class PC and PS concrete, the mixture shall contain a minimum of 565 lbs/cu yd (335 kg/cu m) of cement and finely divided minerals summed together.
- f. The mixture shall contain a maximum of 705 lbs/cu yd (418 kg/cu m) of cement and finely divided mineral(s) summed together for Class PV, BS, PC, PS, DS, SC, and SI concrete. For Class PP-1 and RR concrete, the mixture shall contain a maximum of 750 lbs/cu yd (445 kg/cu m). For Class PP-1 and RR concrete using Type III portland cement, the mixture shall contain a maximum of 720 lbs/cu yd (425 kg/cu m). For Class PP-2 concrete, the mixture shall contain a maximum of 820 lbs/cu yd (485 kg/cu m).
- g. For Class SC concrete and for any other class of concrete that is to be placed underwater, except Class DS concrete, the allowable cement and finely divided minerals summed together shall be increased by ten percent.

h. The combination of cement and finely divided minerals shall comply with Article 1020.05(d).

(d) Alkali-Silica Reaction. For cast-in-place (includes cement aggregate mixture II and latex mixtures), precast, and precast prestressed concrete, one of the mixture options provided in Article 1020.05(d)(2) shall be used to reduce the risk of a deleterious alkali-silica reaction in concrete exposed to humid or wet conditions. The mixture options are not intended or adequate for concrete exposed to potassium acetate, potassium formate, sodium acetate, or sodium formate. The mixture options will not be required for the dry environment (humidity less than 60 percent) found inside buildings for residential or commercial occupancy.

The mixture options shall not apply to concrete revetment mats, insertion lining of pipe culverts, portland cement mortar fairing course, controlled low-strength material, miscellaneous grouts that are not prepackaged, Class PP-3 concrete, Class PP-4 concrete, and Class PP-5 concrete.

(1) Aggregate Groups. Each combination of aggregates used in a mixture will be assigned to an aggregate group. The point at which the coarse aggregate and fine aggregate expansion values intersect in the following table will determine the group.

Aggregate Groups			
Coarse Aggregate or Coarse Aggregate Blend	Fine Aggregate Or Fine Aggregate Blend		
	ASTM C 1260 Expansion		
ASTM C 1260 Expansion	≤0.16%	>0.16% - 0.27%	>0.27%
≤0.16%	Group I	Group II	Group III
>0.16% - 0.27%	Group II	Group II	Group III
>0.27%	Group III	Group III	Group IV

(2) Mixture Options. Based upon the aggregate group, the following mixture options shall be used. However, the Department may prohibit a mixture option if field performance shows a deleterious alkali-silica reaction or Department testing indicates the mixture may experience a deleterious alkali-silica reaction.

Reduction of Risk for Deleterious Alkali-Silica Reaction					
Aggregate Groups	Mixture Options				
	Option 1	Option 2	Option 3	Option 4	Option 5
Group I	Mixture options are not applicable. Use any cement or finely divided mineral.				
Group II	X	X	X	X	X
Group III	X	Combine Option 2 with Option 3	Combine Option 2 with Option 3	X	X
Group IV	X	Combine Option 2 with Option 4	Invalid Option	Combine Option 2 with Option 4	X

“X” denotes valid mixture option for aggregate group.

- a. Mixture Option 1. The coarse or fine aggregates shall be blended to place the material in a group that will allow the selected cement or finely divided mineral to be used. Coarse aggregate may only be blended with another coarse aggregate. Fine aggregate may only be blended with another fine aggregate. Blending of coarse with fine aggregate to place the material in another group will not be permitted.

When a coarse or fine aggregate is blended, the weighted expansion value shall be calculated separately for the coarse and fine aggregate as follows:

$$\text{Weighted Expansion Value} = (a/100 \times A) + (b/100 \times B) + (c/100 \times C) + \dots$$

Where: a, b, c... = percentage of aggregate in the blend;
 A, B, C... = expansion value for that aggregate.

- b. Mixture Option 2. A finely divided mineral shall be used as described in 1), 2), 3), or 4) that follow. In addition, a blended cement with a finely divided mineral may be added to a separate finely divided mineral to meet the following requirements, provided the finely divided minerals are the same material. However, adding together two different finely divided minerals to obtain the specified minimum percentage of one material will not be permitted for 1), 2), 3), and 4). Refer to Mixture Option 5 to address this situation.

1. Class F Fly Ash. For cement aggregate mixture II, Class PV, BS, PC, PS, MS, DS, SC and SI concrete, the Class F fly ash shall be a minimum 25.0 percent by weight (mass) of the cement and finely divided minerals summed together.

If the maximum total equivalent available alkali content ($\text{Na}_2\text{O} + 0.658\text{K}_2\text{O}$) exceeds 4.50 percent for the Class F fly ash, it may be used only if it complies with Mixture Option 5.

2. Class C Fly Ash. For cement aggregate mixture II, Class PV, PP-1, PP-2, RR, BS, PC, PS, DS, SC, and SI concrete, Class C fly ash shall be a minimum of 25.0 percent by weight (mass) of the cement and finely divided minerals summed together.

If the maximum total equivalent available alkali content ($\text{Na}_2\text{O} + 0.658\text{K}_2\text{O}$) exceeds 4.50 percent or the calcium oxide exceeds 26.50 percent for the Class C fly ash, it may be used only per Mixture Option 5.

3. Ground Granulated Blast-Furnace Slag. For Class PV, PP-1, PP-2, RR, BS, PC, PS, DS, SC, and SI concrete, ground granulated blast-furnace slag shall be a minimum of 25.0 percent by weight (mass) of the cement and finely divided minerals summed together.

If the maximum total equivalent available alkali content ($\text{Na}_2\text{O} + 0.658\text{K}_2\text{O}$) exceeds 1.00 percent for the ground granulated blast-furnace slag, it may be used only per Mixture Option 5.

4. Microsilica or High Reactivity Metakaolin, Microsilica solids or high reactivity metakaolin shall be a minimum 5.0 percent by weight (mass) of the cement and finely divided minerals summed together.

If the maximum total equivalent available alkali content ($\text{Na}_2\text{O} + 0.658\text{K}_2\text{O}$) exceeds 1.00 percent for the Microsilica or High Reactivity Metakaolin, it may be used only if it complies with Mixture Option 5.

- c. Mixture Option 3. The cement used shall have a maximum total equivalent alkali content ($\text{Na}_2\text{O} + 0.658\text{K}_2\text{O}$) of 0.60 percent. When aggregate in Group II is involved and the Contractor desires to use a finely divided mineral, any finely divided mineral may be used with the cement unless the maximum total equivalent available alkali content ($\text{Na}_2\text{O} + 0.658\text{K}_2\text{O}$) exceeds 4.50 percent for the fly ash; or 1.00 percent for the ground granulated blast-furnace slag, microsilica or high reactivity metakaolin. If the alkali content is exceeded, the finely divided mineral may be used only per Mixture Option 5.

- d. Mixture Option 4. The cement used shall have a maximum total equivalent alkali content ($\text{Na}_2\text{O} + 0.658\text{K}_2\text{O}$) of 0.45 percent. When aggregate in Group II or III is involved and the Contractor desires to use a finely divided mineral, any finely divided mineral may be used with the cement unless the maximum total equivalent available alkali content ($\text{Na}_2\text{O} + 0.658\text{K}_2\text{O}$) exceeds 4.50 percent for the fly ash; or 1.00 percent for the ground granulated blast-furnace slag, microsilica, or high reactivity metakaolin. If the alkali content is exceeded, the finely divided mineral may be used only per Mixture Option 5.
- e. Mixture Option 5. The proposed cement or finely divided mineral may be used if the ASTM C 1567 expansion value is ≤ 0.16 percent when performed on the aggregate in the concrete mixture with the highest ASTM C 1260 test result. The laboratory performing the ASTM C 1567 test shall be approved by the Department according to the current Bureau of Materials and Physical Research Policy Memorandum "Minimum Laboratory Requirements for Alkali-Silica Reactivity (ASR) Testing". The ASTM C 1567 test will be valid for two years, unless the Engineer determines the materials have changed significantly.

For latex concrete, the ASTM C 1567 test shall be performed without the latex.

The 0.20 percent autoclave expansion limit in ASTM C 1567 shall not apply.

If during the two year time period the Contractor needs to replace the cement, and the replacement cement has an equal or lower total equivalent alkali content ($\text{Na}_2\text{O} + 0.658\text{K}_2\text{O}$), a new ASTM C 1567 test will not be required.

The Engineer reserved the right to verify a Contractor's ASTM C 1567 test result. When the Contractor performs the test, a split sample may be requested by the Engineer. The Engineer may also independently obtain a sample at any time. The proposed cement or finely divided mineral will not be allowed for use if the Contractor or Engineer obtains an expansion value greater than 0.16 percent.

1020.06 Water/Cement Ratio. The water/cement ratio shall be determined on a weight (mass) basis. When a maximum water/cement ratio is specified, the water shall include mixing water, water in admixtures, free moisture on the aggregates, and water added at the jobsite. The quantity of water may be adjusted within the limit specified to meet slump requirements.

When fly ash, ground granulated blast-furnace slag, high-reactivity metakaolin, or microsilica (silica fume) are used in a concrete mix, the water/cement ratio will be based on the total cement and finely divided minerals contained in the mixture.

1020.07 Slump. The slump shall be determined according to Illinois Modified AASHTO T 119.

If the measured slump falls outside the limits specified, a check test will be made. In the event of a second failure, the Engineer may refuse to permit the use of the batch of concrete represented.

If the Contractor is unable to add water to prepare concrete of the specified slump without exceeding the maximum design water/cement ratio, a water-reducing admixture shall be added.

1020.08 Air Content. The air content shall be determined according to Illinois Modified AASHTO T 152 or Illinois Modified AASHTO T 196. The air-entrainment shall be obtained by the use of cement with an approved air-entraining admixture added during the mixing of the concrete or the use of air-entraining cement.

If the air-entraining cement furnished is found to produce concrete having air content outside the limits specified, its use shall be discontinued immediately and the Contractor shall provide other air-entraining cement which will produce air contents within the specified limits.

If the air content obtained is above the specified maximum limit at the jobsite, the Contractor may have the concrete further mixed, within the limits of time and revolutions specified, to reduce the air content. If the air content obtained is below the specified minimum limit, the Contractor may add to the concrete a sufficient quantity of an approved air-entraining admixture at the jobsite to bring the air content within the specified limits.

1020.09 Strength Tests. The specimens shall be molded and cured according to Illinois Modified AASHTO T 23. Specimens shall be field cured with the construction item as specified in Illinois Modified AASHTO T 23. The compressive strength shall be determined according to Illinois Modified AASHTO T 22. The flexural strength shall be determined according to Illinois Modified AASHTO T 177.

Except for Class PC and PS concrete, the Contractor shall transport the strength specimens from the site of the work to the field laboratory or other location as instructed by the Engineer. During transportation in a suitable light truck, the specimens shall be embedded in straw, burlap, or other acceptable material in a manner meeting with the approval of the Engineer to protect them from damage; care shall be taken to avoid impacts during hauling and handling. For strength specimens, the Contractor shall provide a field curing box for initial curing and a water storage tank for final curing. The field curing box will be required when an air temperature below 60 °F (16 °C) is expected during the initial curing period. The device shall maintain the initial curing temperature range specified in Illinois Modified AASHTO T 23, and may be insulated or power operated as appropriate.

1020.10 Handling, Measuring, and Batching Materials. Aggregates shall be handled in a manner to prevent mixing with soil and other foreign material.

Aggregates shall be handled in a manner which produces a uniform gradation, before placement in the plant bins. Aggregates delivered to the plant in a nonuniform gradation condition shall be stockpiled. The stockpiled aggregate shall be mixed uniformly before placement in the plant bins.

Aggregates shall have a uniform moisture content before placement in the plant bins. This may require aggregates to be stockpiled for 12 hours or more to allow drainage, or water added to the stockpile, or other methods approved by the Engineer. Moisture content requirements for crushed concrete, crushed slag or lightweight aggregate shall be according to Article 1004.01(e)(5).

Aggregates, cement, and finely divided minerals shall be measured by weight (mass). Water and admixtures shall be measured by volume or weight (mass).

The Engineer may permit aggregates, cement, and finely divided minerals to be measured by volume for small isolated structures and for miscellaneous items. Aggregates, cement, and finely divided minerals shall be measured individually. The volume shall be based upon dry, loose materials.

1020.11 Mixing Portland Cement Concrete. The mixing of concrete shall be according to the following.

(a) Ready-Mixed Concrete. Ready-mixed concrete is central-mixed, truck-mixed, or shrink-mixed concrete transported and delivered in a plastic state ready for placement in the work and shall be according to the following.

(1) Central-Mixed Concrete. Central-mixed concrete is concrete which has been completely mixed in a stationary mixer and delivered in a truck agitator, a truck mixer operating at agitating speed, or a nonagitator truck.

The stationary mixer shall operate at the drum speed for which it was designed. The batch shall be charged into the drum so that some of the water shall enter in advance of the cement, finely divided minerals, and aggregates. The flow of the water shall be uniform and all water shall be in the drum by the end of the first 15 seconds of the mixing period. Water shall begin to enter the drum from zero to two seconds in advance of solid material and shall stop flowing within two seconds of the beginning of mixing time.

Some coarse aggregate shall enter in advance of other solid materials. For the balance of the charging time for solid materials, the aggregates, finely divided minerals, and cement (to assure thorough blending) shall each flow at acceptably uniform rates, as determined by visual observation. Coarse aggregate shall enter two seconds in advance of other solid materials and a uniform rate of flow shall continue to within two seconds of the completion of charging time.

The entire contents of the drum, or of each single compartment of a multiple-drum mixer, shall be discharged before the succeeding batch is introduced.

The volume of concrete mixed per batch shall not exceed the mixer's rated capacity as shown on the standard rating plate on the mixer by more than ten percent.

The minimum mixing time shall be 75 seconds for a stationary mixer having a capacity greater than 2 cu yd (1.5 cu m). For a mixer with a capacity equal to or less than 2 cu yd (1.5 cu m) the mixing time shall be 60 seconds. Transfer time in multiple drum mixers is included in the mixing time. Mixing time shall begin when all materials are in the mixing compartment and shall end when the discharge of any part of the batch is started. The required mixing times will be established by the Engineer for all types of stationary mixers.

When central-mixed concrete is to be transported in a truck agitator or a truck mixer, the stationary-mixed batch shall be transferred to the agitating unit without delay and without loss of any portion of the batch. Agitating shall start immediately thereafter and shall continue without interruption until the batch is discharged from the agitator. The ingredients of the batch shall be completely discharged from the agitator before the succeeding batch is introduced. Drums and auxiliary parts of the equipment shall be kept free from accumulations of materials.

The vehicles used for transporting the mixed concrete shall be of such capacity, or the batches shall be so proportioned, that the entire contents of the mixer drum can be discharged into each vehicle load.

- (2) Truck-Mixed Concrete. Truck-mixed concrete is completely mixed and delivered in a truck mixer. When the mixer is charged with fine and coarse aggregates simultaneously, not less than 60 nor more than 100 revolutions of the drum or blades at mixing speed shall be required, after all of the ingredients including water are in the drum. When fine and coarse aggregates are charged separately, not less than 70 revolutions will be required. For self-consolidating concrete, a minimum of 100 revolutions is required in all cases. Additional mixing beyond 100 revolutions shall be at agitating speed unless additions of water, admixtures, or other materials are made at the jobsite. The mixing operation shall begin immediately after the cement and water, or the cement and wet aggregates, come in contact. The ingredients of the batch shall be completely discharged from the drum before the succeeding batch is introduced. The drum and auxiliary parts of the equipment shall be kept free from accumulations of materials. If additional water or an admixture is added at the jobsite, the concrete batch shall be mixed a minimum of 40 additional revolutions after each addition.

- (3) Shrink-Mixed Concrete. Shrink-mixed concrete is mixed partially in a stationary mixer and completed in a truck mixer for delivery. The mixing time of the stationary mixer may be reduced to a minimum of 30 seconds to intermingle the ingredients, before transferring to the truck mixer. All ingredients for the batch shall be in the stationary mixer and partially mixed before any of the mixture is discharged into the truck mixer. The partially mixed batch shall be transferred to the truck mixer without delay and without loss of any portion of the batch, and mixing in the truck mixer shall start immediately. The mixing time in the truck mixer shall be not less than 50 nor more than 100 revolutions of the drum or blades at mixing speed. For self-consolidating concrete, a minimum of 100 revolutions is required in the truck mixer. Additional mixing beyond 100 revolutions shall be at agitating speed, unless additions of water, admixtures, or other materials are made at the jobsite. Units designed as agitators shall not be used for shrink mixing. The ingredients of the batch shall be completely discharged from the drum before the succeeding batch is introduced. The drum and auxiliary parts of the equipment shall be kept free from accumulations of materials. If additional water or an admixture is added at the jobsite, the concrete batch shall be mixed a minimum of 40 additional revolutions after each addition.
- (4) Mixing Water. Wash water shall be completely discharged from the drum or container before a batch is introduced. All mixing water shall be added at the plant and any adjustment of water at the jobsite by the Contractor shall not exceed the specified maximum water/cement ratio or slump. If strength specimens have been made for a batch of concrete, and subsequently during discharge there is more water added, additional strength specimens shall be made for the batch of concrete. No additional water may be added at the jobsite to central-mixed concrete if the mix design has less than 565 lbs/cu yd (335 kg/cu m) of cement and finely divided minerals summed together.
- (5) Mixing and Agitating Speeds. The mixing or agitating speeds used for truck mixers or truck agitators shall be per the manufacturer's rating plate.
- (6) Capacities. The volume of plastic concrete in a given batch will be determined according to AASHTO T 121, based on the total weight (mass) of the batch, determined either from the weight (masses) of all materials, including water, entering the batch or directly from the net weight (mass) of the concrete in the batch as delivered.

The volume of mixed concrete in truck mixers or truck agitators shall in no case be greater than the rated capacity determined according to the Truck Mixer, Agitator, and Front Discharge Concrete Carrier Standards of the Truck Mixer Manufacturer's Bureau, as shown by the rating plate attached to the truck. If the truck mixer does not have a rating plate, the volume of mixed concrete shall not exceed 63 percent of the gross volume of the drum or container, disregarding the blades. For truck agitators, the value is 80 percent.

- (7) Time of Haul. Haul time shall begin when the delivery ticket is stamped. The delivery ticket shall be stamped no later than five minutes after the addition of the mixing water to the cement, or after the addition of the cement to the aggregate when the combined aggregates contain free moisture in excess of two percent by weight (mass). If more than one batch is required for charging a truck using a stationary mixer, the time of haul shall start with mixing of the first batch. Haul time shall end when the truck is emptied for incorporation of the concrete into the work.

The time elapsing from when water is added to the mix until it is deposited in place at the site of the work shall not exceed 30 minutes when the concrete is transported in nonagitator trucks.

The maximum haul time for concrete transported in truck mixers or truck agitators shall be according to the following.

Concrete Temperature at Point of Discharge °F (°C)	Haul Time	
	Hours	Minutes
50-64 (10-17.5)	1	30
>64 (>17.5) - without retarder	1	0
>64 (>17.5) - with retarder	1	30

To encourage start-up testing for mix adjustments at the plant, the first two trucks will be allowed an additional 15 minutes haul time whenever such testing is performed.

For a mixture which is not mixed on the jobsite, a delivery ticket shall be required for each load. The following information shall be recorded on each delivery ticket: (1) ticket number; (2) name of producer and plant location; (3) contract number; (4) name of Contractor; (5) stamped date and time batched; (6) truck number; (7) quantity batched; (8) amount of admixture(s) in the batch; (9) amount of water in the batch; and (10) Department mix design number.

For concrete mixed in jobsite stationary mixers, the above delivery ticket may be waived, but a method of verifying the haul time shall be established to the satisfaction of the Engineer.

- (8) Production and Delivery. The production of ready-mixed concrete shall be such that the operations of placing and finishing will be continuous insofar as the job operations require. The Contractor shall be responsible for producing concrete that will have the required workability, consistency, and plasticity when delivered to the work. Concrete which is unsuitable for placement as delivered will be rejected. The Contractor shall minimize the need to adjust the mixture at the jobsite, such as adding water and admixtures prior to discharging.

- (9) Use of Multiple Plants in the Same Construction Item. The Contractor may simultaneously use central-mixed, truck-mixed, and shrink-mixed concrete from more than one plant, for the same construction item, on the same day, and in the same pour. However, the following criteria shall be met.
- a. Each plant shall use the same cement, finely divided minerals, aggregates, admixtures, and fibers.
 - b. Each plant shall use the same mix design. However, material proportions may be altered slightly in the field to meet slump and air content criteria. Field water adjustments shall not result in a difference that exceeds 0.02 between plants for water/cement ratio. The required cement factor for central-mixed concrete shall be increased to match truck-mixed or shrink-mixed concrete, if the latter two types of mixed concrete are used in the same pour.
 - c. The maximum slump difference between deliveries of concrete shall be 3/4 in. (19 mm) when tested at the jobsite. If the difference is exceeded, but test results are within specification limits, the concrete may be used. The Contractor shall take immediate corrective action and shall test subsequent deliveries of concrete until the slump difference is corrected. For each day, the first three truck loads of delivered concrete from each plant shall be tested for slump by the Contractor. Thereafter, when a specified test frequency for slump is to be performed, it shall be conducted for each plant at the same time.
 - d. The maximum air content difference between deliveries of concrete shall be 1.5 percent when tested at the jobsite. If the difference is exceeded, but test results are within specification limits, the concrete may be used. The Contractor shall take immediate corrective action and shall test subsequent deliveries of concrete until the air content difference is corrected. For each day, the first three truck loads of delivered concrete from each plant shall be tested for air content by the Contractor. Thereafter, when a specified test frequency for air content is to be performed, it shall be conducted for each plant at the same time.
 - e. Strength tests shall be performed and taken at the jobsite for each plant. When a specified strength test is to be performed, it shall be conducted for each plant at the same time. The difference between plants for strength shall not exceed 900 psi (6200 kPa) compressive and 90 psi (620 kPa) flexural. If the strength difference requirements are exceeded, the Contractor shall take corrective action.
 - f. The maximum haul time difference between deliveries of concrete shall be 15 minutes. If the difference is exceeded, but haul time is within specification limits, the concrete may be used. The Contractor shall take immediate corrective action and check subsequent deliveries of concrete.

(b) Class PC Concrete. The concrete shall be central-mixed or truck-mixed. Variations in plastic concrete properties shall be minimized between batches.

(c) Class PV Concrete. The concrete shall be central-mixed, truck-mixed, or shrink-mixed.

The required mixing time for stationary mixers with a capacity greater than 2 cu yd (1.5 cu m) may be less than 75 seconds upon satisfactory completion of a mixer performance test. Mixer performance tests may be requested by the Contractor when the quantity of concrete to be placed exceeds 50,000 sq yd (42,000 sq m). The testing shall be conducted according to the current Bureau of Materials and Physical Research's Policy Memorandum, "Field Test Procedures for Mixer Performance and Concrete Uniformity Tests".

The Contractor will be allowed to test two mixing times within a range of 50 to 75 seconds. If satisfactory results are not obtained from the required tests, the mixing time shall continue to be 75 seconds for the remainder of the contract. If satisfactory results are obtained, the mixing time may be reduced. In no event will mixing time be less than 50 seconds.

The Contractor shall furnish the labor, equipment, and material required to perform the testing according to the current Bureau of Materials and Physical Research's Policy Memorandum, "Field Test Procedures for Mixer Performance and Concrete Uniformity Tests".

A contract which has 12 ft (3.6 m) wide pavement or base course, and a continuous length of 1/2 mile (0.8 km) or more, shall have the following additional requirements.

(1) The plant and truck delivery operation shall be able to provide a minimum of 50 cu yd (38 cu m) of concrete per hour.

(2) The plant shall have automatic or semi-automatic batching equipment.

(d) All Other Classes of Concrete. The concrete shall be central-mixed, truck-mixed, or shrink-mixed concrete.

1020.12 Mobile Portland Cement Concrete Plants. The use of a mobile portland cement concrete plant may be approved under the provisions of Article 1020.10 for volumetric proportioning in small isolated structures, thin overlays, and for miscellaneous and incidental concrete items.

The first 1 cu ft (0.03 cu m) of concrete produced may not contain sufficient mortar and shall not be incorporated in the work. The side plate on the cement feeder shall be removed periodically (normally the first time the mixer is used each day) to see if cement is building up on the feed drum.

Sufficient mixing capacity of mixers shall be provided to enable continuous placing and finishing insofar as the job operations and the specifications require.

Slump and air tests made immediately after discharge of the mix may be misleading, since the aggregates may absorb a significant amount of water for four or five minutes after mixing.

1020.13 Curing and Protection. The method of curing, curing period, and method of protection for each type of concrete construction is included in the following Index Table.

INDEX TABLE OF CURING AND PROTECTION OF CONCRETE CONSTRUCTION			
TYPE OF CONSTRUCTION	CURING METHODS	CURING PERIOD DAYS	LOW AIR TEMPERATURE PROTECTION METHODS
Cast-in-Place Concrete ^{11/}			
Pavement Shoulder	1020.13(a)(1)(2)(3)(4)(5) ^{3/} _{5/}	3	1020.13(c)
Base Course Base Course Widening	1020.13(a)(1)(2)(3)(4)(5) ^{2/}	3	1020.13(c)
Driveway Median Barrier Curb Gutter	1020.13(a)(1)(2)(3)(4)(5) ^{4/} _{5/}	3	1020.13(c) ^{16/}
Curb & Gutter Sidewalk Slope Wall Paved Ditch			
Catch Basin Manhole Inlet Valve Vault	1020.13(a)(1)(2)(3)(4)(5) ^{4/}	3	1020.13(c)
Pavement Patching	1020.13(a)(1)(2)(3)(4)(5) ^{2/}	3 ^{12/}	1020.13(c)
Bridge Deck Patching	1020.13(a)(3)(5)	3 or 7 ^{12/}	1020.13(c)
Railroad Crossing	1020.13(a)(3)(5)	1	1020.13(c)
Piles and Drilled Shafts	1020.13(a)(3)(5)	7	1020.13(d)(1)(2)(3)
Foundations & Footings Seal Coat	1020.13(a)(1)(2)(3)(4)(5) ^{4/} _{6/}	7	1020.13(d)(1)(2)(3)
Substructure	1020.13(a)(1)(2)(3)(4)(5) ^{1/} _{7/}	7	1020.13(d)(1)(2)(3)
Superstructure (except deck)	(except 1020.13(a)(1)(2)(3)(5) ^{8/}	7	1020.13(d)(1)(2)
Deck Bridge Approach Slab	1020.13(a)(5)	7	1020.13(d)(1)(2) ^{17/}
Retaining Walls	1020.13(a)(1)(2)(3)(4)(5) ^{1/} _{7/}	7	1020.13(d)(1)(2)
Pump Houses	1020.13(a)(1)(2)(3)(4)(5) ^{1/}	7	1020.13(d)(1)(2)
Culverts	1020.13(a)(1)(2)(3)(4)(5) ^{4/} _{6/}	7	1020.13(d)(1)(2) ^{18/}
Other Incidental Concrete	1020.13(a)(1)(2)(3)(5)	3	1020.13(c)
Precast Concrete ^{11/}			
Bridge Slabs Piles and Pile Caps Other Structural Members	1020.13(a)(3)(5) ^{9/ 10/}	As ^{13/} Required	9/
All Other Precast Items	1020.13(a)(3)(4)(5) ^{2/ 9/ 10/}	As ^{14/} Required	9/
Precast, Prestressed Concrete ^{11/}			
All Items	1020(a)(3)(5) ^{9/ 10/}	Until Strand Tensioning is Released ^{15/}	9/

Notes-General:

- 1/ Type I, membrane curing only
- 2/ Type II, membrane curing only
- 3/ Type III, membrane curing only
- 4/ Type I, II and III membrane curing
- 5/ Membrane Curing will not be permitted between November 1 and April 15.
- 6/ The use of water to inundate foundations and footings, seal coats or the bottom slab of culverts is permissible when approved by the Engineer, provided the water temperature can be maintained at 45 °F (7 °C) or higher.
- 7/ Asphalt emulsion for waterproofing may be used in lieu of other curing methods when specified and permitted according to Article 503.18.
- 8/ On non-traffic surfaces which receive protective coat according to Article 503.19, a linseed oil emulsion curing compound may be used as a substitute for protective coat and other curing methods. The linseed oil emulsion curing compound will be permitted between April 16 and October 31 of the same year, provided it is applied with a mechanical sprayer according to Article 1101.09(b).
- 9/ Steam, supplemental heat, or insulated blankets (with or without steam/supplemental heat) are acceptable and shall be according to the Bureau of Materials and Physical Research's Policy Memorandum "Quality Control/Quality Assurance Program for Precast Concrete Products" and the "Manual for Fabrication of Precast, Prestressed Concrete Products".
- 10/ A moist room according to AASHTO M 201 is acceptable for curing.
- 11/ If curing is required and interrupted because of form removal for cast-in-place concrete items, precast concrete products, or precast prestressed concrete products, the curing shall be resumed within two hours from the start of the form removal.
- 12/ Curing maintained only until opening strength is attained for pavement patching, with a maximum curing period of three days. For bridge deck patching the curing period shall be three days if Class PP concrete is used and 7 days if Class BS concrete is used.

- 13/ The curing period shall end when the concrete has attained the mix design strength. The producer has the option to discontinue curing when the concrete has attained 80 percent of the mix design strength or after seven days. All strength test specimens shall remain with the units and shall be subjected to the same curing method and environmental condition as the units, until the time of testing.
- 14/ The producer shall determine the curing period or may elect to not cure the product. All strength test specimens shall remain with the units and shall be subjected to the same curing method and environmental condition as the units, until the time of testing.
- 15/ The producer has the option to continue curing after strand release.
- 16/ When structural steel or structural concrete is in place above slope wall, Article 1020.13(c) shall not apply. The protection method shall be according to Article 1020.13(d)(1).
- 17/ When Article 1020.13(d)(2) is used to protect the deck, the housing may enclose only the bottom and sides. The top surface shall be protected according to Article 1020.13(d)(1).
- 18/ For culverts having a waterway opening of 10 sq ft (1 sq m) or less, the culverts may be protected according to Article 1020.13(d)(3).
- (a) Methods of Curing. Except as provided for in the Index Table of Curing and Protection of Concrete Construction, curing shall be accomplished by one of the following described methods. When water is required to wet the surface, it shall be applied as a fine spray so that it will not mar or pond on the surface. Except where otherwise specified, the curing period shall be at least 72 hours.
- (1) Waterproof Paper Method. The surface of the concrete shall be covered with waterproof paper as soon as the concrete has hardened sufficiently to prevent marring the surface. The surface of the concrete shall be wetted immediately before the paper is placed. The blankets shall be lapped at least 12 in. (300 mm) end to end, and these laps shall be securely weighted with a windrow of earth, or other approved method, to form a closed joint. The same requirements shall apply to the longitudinal laps where separate strips are used for curing edges, except the lap shall be at least 9 in. (225 mm). The edges of the blanket shall be weighted securely with a continuous windrow of earth or any other means satisfactory to the Engineer to provide an air-tight cover. Any torn places or holes in the paper shall be repaired immediately by patches cemented over the openings, using a bituminous cement having a melting point of not less than 180 °F (82 °C). The blankets may be reused, provided they are air-tight and kept serviceable by proper repairs.

A longitudinal pleat shall be provided in the blanket to permit shrinkage where the width of the blanket is sufficient to cover the entire surface. The pleat will not be required where separate strips are used for the edges. Joints in the blanket shall be sewn or cemented together in such a manner that they will not separate during use.

- (2) Polyethylene Sheeting Method. The surface of the concrete shall be covered with white polyethylene sheeting as soon as the concrete has hardened sufficiently to prevent marring the surface. The surface of the concrete shall be wetted immediately before the sheeting is placed. The edges of the sheeting shall be weighted securely with a continuous windrow of earth or any other means satisfactory to the Engineer to provide an air-tight cover. Adjoining sheets shall overlap not less than 12 in. (300 mm) and the laps shall be securely weighted with earth, or any other means satisfactory to the Engineer, to provide an air tight cover. For surface and base course concrete, the polyethylene sheets shall be not less than 100 ft (30 m) in length nor longer than can be conveniently handled, and shall be of such width that, when in place, they will cover the full width of the surface, including the edges, except that separate strips may be used to cover the edges. Any tears or holes in the sheeting shall be repaired. When sheets are no longer serviceable as a single unit, the Contractor may select from such sheets and reuse those which will serve for further applications, provided two sheets are used as a single unit; however, the double sheet units will be rejected when the Engineer deems that they no longer provide an air tight cover.
- (3) Wetted Burlap Method. The surface of the concrete shall be covered with wetted burlap blankets as soon as the concrete has hardened sufficiently to prevent marring the surface. The blankets shall overlap 6 in. (150 mm). At least two layers of wetted burlap shall be placed on the finished surface. The burlap shall be kept saturated by means of a mechanically operated sprinkling system. In place of the sprinkling system, at the Contractor's option, two layers of burlap covered with impermeable covering shall be used. The burlap shall be kept saturated with water. Plastic coated burlap may be substituted for one layer of burlap and impermeable covering.

The blankets shall be placed so that they are in contact with the edges of the concrete, and that portion of the material in contact with the edges shall be kept saturated with water.

- (4) Membrane Curing Method. Membrane curing will not be permitted where a protective coat, concrete sealer, or waterproofing is to be applied, or at areas where rubbing or a normal finish is required, or at construction joints other than those necessary in pavement or base course. Concrete at these locations shall be cured by another method specified in Article 1020.13(a).

After all finishing work to the concrete surface has been completed, it shall be sealed with membrane curing compound of the type specified within ten minutes. The seal shall be maintained for the specified curing period. The edges of the concrete shall, likewise, be sealed within ten minutes after the forms are removed. Two separate applications, applied at least one minute apart, each at the rate of not less than 1 gal/250 sq ft (0.16 L/sq m) will be required upon the surfaces and edges of the concrete. These applications shall be made with the mechanical equipment specified. Type III compound shall be agitated immediately before and during the application.

At locations where the coating is discontinuous or where pin holes show or where the coating is damaged due to any cause and on areas adjacent to sawed joints, immediately after sawing is completed, an additional coating of membrane curing compound shall be applied at the above specified rate. The equipment used may be of the same type as that used for coating variable widths of pavement. Before the additional coating is applied adjacent to sawed joints, the cut faces of the joint shall be protected by inserting a suitable flexible material in the joint, or placing an adhesive width of impermeable material over the joint, or by placing the permanent sealing compound in the joint. Material, other than the permanent sealing compound, used to protect cut faces of the joint, shall remain in place for the duration of the curing period. In lieu of applying the additional coating, the area of the sawed joint may be cured according to any other method permitted.

When rain occurs before an application of membrane curing compound has dried, and the coating is damaged, the Engineer may require another application be made in the same manner and at the same rate as the original coat. The Engineer may order curing by another method specified, if unsatisfactory results are obtained with membrane curing compound.

- (5) Wetted Cotton Mat Method. After the surface of concrete has been textured or finished, it shall be covered immediately with dry or damp cotton mats. The cotton mats shall be placed in a manner which will not mar the concrete surface. A texture resulting from the cotton mat material is acceptable. The cotton mats shall then be wetted immediately and thoroughly soaked with a gentle spray of water. For bridge decks, a foot bridge shall be used to place and wet the cotton mats.

The cotton mats shall be maintained in a wetted condition until the concrete has hardened sufficiently to place soaker hoses without marring the concrete surface. The soaker hoses shall be placed on top of the cotton mats at a maximum 4 ft (1.2 m) spacing. The cotton mats shall be kept wet with a continuous supply of water for the remainder of the curing period. Other continuous wetting systems may be used if approved by the Engineer.

After placement of the soaker hoses, the cotton mats shall be covered with white polyethylene sheeting or burlap-polyethylene blankets.

For construction items other than bridge decks, soaker hoses or a continuous wetting system will not be required if the alternative method keeps the cotton mats wet. Periodic wetting of the cotton mats is acceptable.

For areas inaccessible to the cotton mats on bridge decks, curing shall be according to Article 1020.13(a)(3).

- (b) Removing and Replacing Curing Covering. When curing methods specified above in Article 1020.13(a), (1), (2), or (3) are used for concrete pavement, the curing covering for each day's paving shall be removed to permit testing of the pavement surface with a profilograph or straightedge, as directed by the Engineer.

Immediately after testing, the surface of the pavement shall be wetted thoroughly and the curing coverings replaced. The top surface and the edges of the concrete shall not be left unprotected for a period of more than 1/2 hour.

- (c) Protection of Concrete, Other Than Structures, From Low Air Temperatures. When the official National Weather Service forecast for the construction area predicts a low of 32 °F (0 °C), or lower, or if the actual temperature drops to 32 °F (0 °C), or lower, concrete less than 72 hours old shall be provided at least the following protection.

Minimum Temperature	Protection
25 – 32 °F (-4 – 0 °C)	Two layers of polyethylene sheeting, one layer of polyethylene and one layer of burlap, or two layers of waterproof paper.
Below 25 °F (-4 °C)	6 in. (150 mm) of straw covered with one layer of polyethylene sheeting or waterproof paper.

These protective covers shall remain in place until the concrete is at least 96 hours old. When straw is required on pavement cured with membrane curing compound, the compound shall be covered with a layer of burlap, polyethylene sheeting or waterproof paper before the straw is applied.

After September 15, there shall be available to the work within four hours, sufficient clean, dry straw to cover at least two days production. Additional straw shall be provided as needed to afford the protection required. Regardless of the precautions taken, the Contractor shall be responsible for protection of the concrete placed and any concrete damaged by cold temperatures shall be removed and replaced.

- (d) Protection of Concrete Structures From Low Air Temperatures. When the official National Weather Service forecast for the construction area predicts a low below 45 °F (7 °C), or if the actual temperature drops below 45 °F (7 °C), concrete less than 72 hours old shall be provided protection. Concrete shall also be provided protection when placed during the winter period of December 1 through March 15. Concrete shall not be placed until the materials, facilities, and equipment for protection are approved by the Engineer.

When directed by the Engineer, the Contractor may be required to place concrete during the winter period. When winter construction is specified, the Contractor shall proceed with the construction, including excavation, pile driving, concrete, steel erection, and all appurtenant work required for the complete construction of the item, except at times when weather conditions make such operations impracticable.

Regardless of the precautions taken, the Contractor shall be responsible for protection of the concrete placed and any concrete damaged by cold temperatures shall be removed and replaced.

- (1) Protection Method I. The concrete shall be completely covered with insulating material such as fiberglass, rock wool, or other approved commercial insulating material having the minimum thermal resistance R, as defined in ASTM C 168, for the corresponding minimum dimension of the concrete unit being protected as shown in the following table.

Minimum Pour Dimension		Thermal Resistance R
in.	(mm)	
6 or less	(150 or less)	R=16
> 6 to 12	(> 150 to 300)	R=10
> 12 to 18	(> 300 to 450)	R=6
> 18	(> 450)	R=4

The insulating material manufacturer shall clearly mark the insulating material with the thermal resistance R value.

The insulating material shall be completely enclosed on sides and edges with an approved waterproof liner and shall be maintained in a serviceable condition. Any tears in the liner shall be repaired in a manner approved by the Engineer. The Contractor shall provide means for checking the temperature of the surface of the concrete during the protection period.

On formed surfaces, the insulating material shall be attached to the outside of the forms with wood cleats or other suitable means to prevent any circulation of air under the insulation and shall be in place before the concrete is placed. The blanket insulation shall be applied tightly against the forms. The edges and ends shall be attached so as to exclude air and moisture. If the blankets are provided with nailing flanges, the flanges shall be attached to the studs with cleats. Where tie rods or reinforcement bars protrude, the areas adjacent to the rods or bars shall be adequately protected in a manner satisfactory to the Engineer. Where practicable, the insulation shall overlap any previously placed concrete by at least 1 ft (300 mm). Insulation on the underside of floors on steel members shall cover the top flanges of supporting members. On horizontal surfaces, the insulating material shall be placed as soon as the concrete has set, so that the surface will not be marred and shall be covered with canvas or other waterproof covering. The insulating material shall remain in place for a period of seven days after the concrete is placed.

The Contractor may remove the forms, providing the temperature is 35 °F (2 °C) and rising and the Contractor is able to wrap the particular section within two hours from the time of the start of the form removal. The insulation shall remain in place for the remainder of the seven days curing period.

- (2) Protection Method II. The concrete shall be enclosed in adequate housing and the air surrounding the concrete kept at a temperature of not less than 50 °F (10 °C) nor more than 80 °F (27 °C) for a period of seven days after the concrete is placed. The Contractor shall provide means for checking the temperature of the surface of the concrete or air temperature within the housing during the protection period. All exposed surfaces within the housing shall be cured according to the Index Table.

The Contractor shall provide adequate fire protection where heating is in progress and such protection shall be accessible at all times. The Contractor shall maintain labor to keep the heating equipment in continuous operation.

At the close of the heating period, the temperature shall be decreased to the approximate temperature of the outside air at a rate not to exceed 15 °F (8 °C) per 12 hour period, after which the housing maybe removed. The surface of the concrete shall be permitted to dry during the cooling period.

- (3) Protection Method III. As soon as the surface is sufficiently set to prevent marring, the concrete shall be covered with 12 in. (300 mm) of loose, dry straw followed by a layer of impermeable covering. The edges of the covering shall be sealed to prevent circulation of air and prevent the cover from flapping or blowing. The protection shall remain in place until the concrete is seven days old. If construction operations require removal, the protection removed shall be replaced immediately after completion or suspension of such operations.

1020.14 Temperature Control for Placement. Temperature control for concrete placement shall be according to the following.

- (a) Concrete other than Structures. Concrete may be placed when the air temperature is above 35 °F (2 °C) and rising, and concrete placement shall stop when the falling temperature reaches 40 °F (4 °C) or below, unless otherwise approved by the Engineer.

The temperature of concrete immediately before placement shall be a minimum of 50 °F (10 °C) and a maximum of 90 °F (32 °C). If concrete is pumped, the temperature of the concrete at point of placement shall be a minimum of 50 °F (10 °C) and a maximum of 90 °F (32 °C). A maximum concrete temperature shall not apply to Class PP concrete.

- (b) Concrete in Structures. Concrete may be placed when the air temperature is above 40 °F (4 °C) and rising, and concrete placement shall stop when the falling temperature reaches 45 °F (7 °C) or below, unless otherwise approved by the Engineer.

The temperature of the concrete immediately before placement shall be a minimum of 50 °F (10 °C) and a maximum of 90 °F (32 °C). If concrete is pumped, the temperature of the concrete at point of placement shall be a minimum of 50 °F (10 °C) and a maximum of 90 °F (32 °C).

When insulated forms are used according to Article 1020.13(d)(1), the maximum temperature of the concrete mixture immediately before placement shall be 80 °F (25 °C).

When concrete is placed in contact with previously placed concrete, the temperature of the freshly mixed concrete may be increased to 80 °F (25 °C) by the Contractor to offset anticipated heat loss.

- (c) All Classes of Concrete. Aggregates and water shall be heated or cooled uniformly and as necessary to produce concrete within the specified temperature limits. No frozen aggregates shall be used in the concrete.
- (d) Temperature. The concrete temperature shall be determined according to Illinois Modified AASHTO T 309.

1020.15 Heat of Hydration Control for Concrete Structures. The Contractor shall control the heat of hydration for concrete structures when the least dimension for a drilled shaft, foundation, footing, substructure, or superstructure concrete pour exceeds 5.0 ft (1.5 m). The work shall be according to the following.

- (a) Temperature Restrictions. The maximum temperature of the concrete after placement shall not exceed 150 °F (66 °C). The maximum temperature differential between the internal concrete core and concrete 2 to 3 in. (50 to 75 mm) from the exposed surface shall not exceed 35 °F (19 °C). The Contractor shall perform temperature monitoring to ensure compliance with the temperature restrictions.

(b) Thermal Control Plan. The Contractor shall provide a thermal control plan a minimum of 28 calendar days prior to concrete placement for review by the Engineer. Acceptance of the thermal control plan by the Engineer shall not preclude the Contractor from specification compliance, and from preventing cracks in the concrete. At a minimum, the thermal control plan shall provide detailed information on the following requested items and shall comply with the specific specifications indicated for each item.

(1) Concrete mix design(s) to be used. Grout mix design if post-cooling with embedded pipe.

The mix design requirements in Articles 1020.04 and 1020.05 shall be revised to include the following additional requirements to control the heat of hydration.

- a. The concrete mixture should be uniformly graded and preference for larger size aggregate should be used in the mix design. Article 1004.02(d)(2) shall apply and information in the "Portland Cement Concrete Level III Technician Course – Manual of Instructions for Design of Concrete Mixtures" may be used to develop the uniformly graded mixture.
- b. The following shall apply to all concrete except Class DS concrete or when self-consolidating concrete is desired. For central-mixed concrete, the Contractor shall have the option to develop a mixture with a minimum of 520 lbs/cu yd (309 kg/cu m) of cement and finely divided minerals summed together. For truck-mixed or shrink-mixed concrete, the Contractor shall have the option to develop a mixture with a minimum of 550 lbs/cu yd (326 kg/cu m) of cement and finely divided minerals summed together. A water-reducing or high range water-reducing admixture shall be used in the central mixed, truck-mixed or shrink-mixed concrete mixture. For any mixture to be placed underwater, the minimum cement and finely divided minerals shall be 550 lbs/cu yd (326 kg/cu m) for central-mixed concrete, and 580 lbs/cu yd (344 kg/cu m) for truck-mixed or shrink-mixed concrete.

For Class DS concrete, CA 11 may be used. If CA 11 is used, the Contractor shall have the option to develop a mixture with a minimum cement and finely divided minerals of 605 lbs/cu yd (360 kg/cu m) summed together. If CA 11 is used and either Class DS concrete is placed underwater or a self-consolidating concrete mixture is desired, the Contractor shall have the option to develop a mixture with a minimum cement and finely divided minerals of 635 lbs/cu yd (378 kg/cu m) summed together.

- c. The minimum portland cement content in the mixture shall be 375 lbs/cu yd (222 kg/cu m). When the total of organic processing additions, inorganic processing additions, and limestone addition exceed 5.0 percent in the cement, the minimum portland cement content in the mixture shall be 400 lbs/cu yd (237 kg/cu m). For a drilled shaft, foundation, footing, or substructure, the minimum portland cement may be reduced to as low as 330 lbs/cu yd (196 kg/cu m) if the concrete has adequate freeze/thaw durability. The Contractor shall provide freeze/thaw test results according to AASHTO T 161 Procedure A or B, and the relative dynamic modulus of elasticity of the mix design shall be a minimum of 80 percent. Freeze/thaw testing will not be required for concrete that will not be exposed to freezing and thawing conditions as determined by the Engineer.
- d. The maximum cement replacement with fly ash shall be 40.0 percent. The maximum cement replacement with ground granulated blast-furnace slag shall be 65.0 percent. When cement replacement with ground granulated blast-furnace slag exceeds 35.0 percent, only Grade 100 shall be used.
- e. The mixture may contain a maximum of two finely divided minerals. The finely divided mineral in portland-pozzolan cement or portland blast-furnace slag cement shall count toward the total number of finely divided minerals allowed. The finely divided minerals shall constitute a maximum of 65.0 percent of the total cement plus finely divided minerals. The fly ash portion shall not exceed 40.0 percent. The ground granulated blast-furnace slag portion shall not exceed 65.0 percent. The microsilica or high-reactivity metakaolin portion used together or separately shall not exceed 5.0 percent.
- f. The time to obtain the specified strength may be increased to a maximum 56 days, provided the curing period specified in Article 1020.13 is increased to a minimum of 14 days.

The minimum grout strength for filling embedded pipe shall be as specified for the concrete, and testing shall be according to AASHTO T 106.

- (2) The selected mathematical method for evaluating heat of hydration thermal effects, which shall include the calculated adiabatic temperature rise, calculated maximum concrete temperature, and calculated maximum temperature differential between the internal concrete core and concrete 2 to 3 in. (50 to 75 mm) from the exposed surface. The time when the maximum concrete temperature and maximum temperature differential will occur is required.

Acceptable mathematical methods include ACI 207.2R "Report on Thermal and Volume Change Effects on Cracking of Mass Concrete" as well as other proprietary methods. The Contractor shall perform heat of hydration testing on the cement and finely divided minerals to be used in the concrete mixture. The test shall be according to ASTM C 186 or other applicable test methods, and the result for heat shall be used in the equation to calculate adiabatic temperature rise. Other required test parameters for the mathematical model may be assumed if appropriate.

The Contractor has the option to propose a higher maximum temperature differential between the internal concrete core and concrete 2 to 3 in. (50 to 75 mm) from the exposed surface, but the proposed value shall not exceed 50 °F (28 °C). In addition, based on strength gain of the concrete, multiple maximum temperature differentials at different times may be proposed. The proposed value shall be justified through a mathematical method.

- (3) Proposed maximum concrete temperature or temperature range prior to placement.

Article 1020.14 shall apply except a minimum 40 °F (4 °C) concrete temperature will be permitted.

- (4) Pre-cooling, post-cooling, and surface insulation methods that will be used to ensure the concrete will comply with the specified maximum temperature and specified or proposed temperature differential. For reinforcement that extends beyond the limits of the pour, the Contractor shall indicate if the reinforcement is required to be covered with insulation.

Refer to ACI 207.4R "Cooling and Insulating Systems for Mass Concrete" for acceptable methods that will be permitted. If embedded pipe is used for post-cooling, the material shall be polyvinyl chloride or polyethylene. The embedded pipe system shall be properly supported, and the Contractor shall subsequently inspect glued joints to ensure they are able to withstand free falling concrete. The embedded pipe system shall be leak tested after inspection of the glued joints, and prior to the concrete placement. The leak test shall be performed at maximum service pressure or higher for a minimum of 15 minutes. All leaks shall be repaired. The embedded pipe cooling water may be from natural sources such as streams and rivers, but shall be filtered to prevent system stoppages. When the embedded pipe is no longer needed, the surface connections to the pipe shall be removed to a depth of 4 in. (100 mm) below the surface of the concrete. The remaining pipe shall be completely filled with grout. The 4 in. (100 mm) deep concrete hole shall be filled with nonshrink grout. Form and insulation removal shall be done in a manner to prevent cracking and ensure the maximum temperature differential is maintained. Insulation shall be in good condition as determined by the Engineer and properly attached.

- (5) Dimensions of each concrete pour, location of construction joints, placement operations, pour pattern, lift heights, and time delays between lifts.

Refer to ACI 207.1R "Guide to Mass Concrete" for acceptable placement operations that will be permitted.

- (6) Type of temperature monitoring system, the number of temperature sensors, and location of sensors.

A minimum of two independent temperature monitoring systems and corresponding sensors shall be used.

The temperature monitoring system shall have a minimum temperature range of 32 °F (0 °C) to 212 °F (100 °C), an accuracy of ± 2 °F (± 1 °C), and be able to automatically record temperatures without external power. Temperature monitoring shall begin once the sensor is encased in concrete, and with a maximum interval of one hour. Temperature monitoring may be discontinued after the maximum concrete temperature has been reached, post-cooling is no longer required, and the maximum temperature differential between the internal concrete core and the ambient air temperature does not exceed 35 °F (19 °C). The Contractor has the option to select a higher maximum temperature differential, but the proposed value shall not exceed 50 °F (28 °C). The proposed value shall be justified through a mathematical method.

At a minimum, a temperature sensor shall be located at the theoretical hottest portion of the concrete, normally the geometric center, and at the exterior face that will provide the maximum temperature differential. At the exterior face, the sensor shall be located 2 to 3 in. (50 to 75 mm) from the surface of the concrete. Sensors shall also be located a minimum of 1 in. (25 mm) away from reinforcement, and equidistant between cooling pipes if either applies. A sensor will also be required to measure ambient air temperature. The entrant/exit cooling water temperature for embedded pipe shall also be monitored.

Temperature monitoring results shall be provided to the Engineer a minimum of once each day and whenever requested by the Engineer. The report may be electronic or hard copy. The report shall indicate the location of each sensor, the temperature recorded, and the time recorded. The report shall be for all sensors and shall include ambient air temperature and entrant/exit cooling water temperatures. The temperature data in the report may be provided in tabular or graphical format, and the report shall indicate any corrective actions during the monitoring period. At the completion of the monitoring period, the Contractor shall provide the Engineer a final report that includes all temperature data and corrective actions.

(7) Indicate contingency operations to be used if the maximum temperature or temperature differential of the concrete is reached after placement.

- (c) Temperature Restriction Violations. If the maximum temperature of the concrete after placement exceeds 150 °F (66 °C), but is equal to or less than 158 °F (70 °C), the concrete will be accepted if no cracking or other unacceptable defects are identified. If cracking or unacceptable defects are identified, Article 105.03 shall apply. If the concrete temperature exceeds 158 °F (70 °C), Article 105.03 shall apply.

If a temperature differential between the internal concrete core and concrete 2 to 3 in. (50 to 75 mm) from the exposed surface exceeds the specified or proposed maximum value allowed, the concrete will be accepted if no cracking or other unacceptable defects are identified. If unacceptable defects are identified, Article 105.03 shall apply.

When the maximum 150 °F (66 °C) concrete temperature or the maximum allowed temperature differential is violated, the Contractor shall implement corrective action prior to the next pour. In addition, the Engineer reserves the right to request a new thermal control plan for acceptance before the Contractor is allowed to pour again.

- (d) Inspection and Repair of Cracks. The Engineer will inspect the concrete for cracks after the temperature monitoring is discontinued, and the Contractor shall provide access for the Engineer to do the inspection. A crack may require repair by the Contractor as determined by the Engineer. The Contractor shall be responsible for the repair of all cracks. Protective coat or a concrete sealer shall be applied to a crack less than 0.007 in. (0.18 mm) in width. A crack that is 0.007 in. (0.18 mm) or greater shall be pressure injected with epoxy according to Section 590.

QUALITY CONTROL/QUALITY ASSURANCE OF CONCRETE MIXTURES (BDE)

Effective: January 1, 2012

Revised: January 1, 2013

Add the following to Section 1020 of the Standard Specifications:

“1020.16 Quality Control/Quality Assurance of Concrete Mixtures. This Article specifies the quality control responsibilities of the Contractor for concrete mixtures (except Class PC and PS concrete), cement aggregate mixture II, and controlled low-strength material incorporated in the project, and defines the quality assurance and acceptance responsibilities of the Engineer.

A list of quality control/quality assurance (QC/QA) documents is provided in Article 1020.16(g), Schedule D.

A Level I Portland Cement Concrete (PCC) Technician shall be defined as an individual who has successfully completed the Department’s training for concrete testing.

A Level II Portland Cement Concrete (PCC) Technician shall be defined as an individual who has successfully completed the Department's training for concrete proportioning.

A Level III Portland Cement Concrete (PCC) Technician shall be defined as an individual who has successfully completed the Department's training for concrete mix design.

A Concrete Tester shall be defined as an individual who has successfully completed the Department's training to assist with concrete testing and is monitored on a daily basis.

Aggregate Technician shall be defined as an individual who has successfully completed the Department's training for gradation testing involving aggregate production and mixtures.

Mixture Aggregate Technician shall be defined as an individual who has successfully completed the Department's training for gradation testing involving mixtures.

Gradation Technician shall be defined as an individual who has successfully completed the Department's training to assist with gradation testing and is monitored on a daily basis.

- (a) Equipment/Laboratory. The Contractor shall provide a laboratory and test equipment to perform their quality control testing.

The laboratory shall be of sufficient size and be furnished with the necessary equipment, supplies, and current published test methods for adequately and safely performing all required tests. The laboratory will be approved by the Engineer according to the current Bureau of Materials and Physical Research Policy Memorandum "Minimum Private Laboratory Requirements for Construction Materials Testing or Mix Design". Production of a mixture shall not begin until the Engineer provides written approval of the laboratory. The Contractor shall refer to the Department's "Required Sampling and Testing Equipment for Concrete" for equipment requirements.

Test equipment shall be maintained and calibrated as required by the appropriate test method, and when required by the Engineer. This information shall be documented on the Department's "Calibration of Concrete Testing Equipment" form.

Test equipment used to determine compressive or flexural strength shall be calibrated each 12 month period by an independent agency, using calibration equipment traceable to the National Institute of Standards and Technology (NIST). The Contractor shall have the calibration documentation available at the test equipment location.

The Engineer will have unrestricted access to the plant and laboratory at any time to inspect measuring and testing equipment, and will notify the Contractor of any deficiencies. Defective equipment shall be immediately repaired or replaced by the Contractor.

- (b) Quality Control Plan. The Contractor shall submit, in writing, a proposed Quality Control (QC) Plan to the Engineer. The QC Plan shall be submitted a minimum of 45 calendar days prior to the production of a mixture. The QC Plan shall address the quality control of the concrete, cement aggregate mixture II, and controlled low-strength material incorporated in the project. The Contractor shall refer to the Department's "Model Quality Control Plan for Concrete Production" to prepare a QC Plan. The Engineer will respond in writing to the Contractor's proposed QC Plan within 15 calendar days of receipt.

Production of a mixture shall not begin until the Engineer provides written approval of the QC Plan. The approved QC Plan shall become a part of the contract between the Department and the Contractor, but shall not be construed as acceptance of any mixture produced.

The QC Plan may be amended during the progress of the work, by either party, subject to mutual agreement. The Engineer will respond in writing to a Contractor's proposed QC Plan amendment within 15 calendar days of receipt. The response will indicate the approval or denial of the Contractor's proposed QC Plan amendment.

- (c) Quality Control by Contractor. The Contractor shall perform quality control inspection, sampling, testing, and documentation to meet contract requirements. Quality control includes the recognition of obvious defects and their immediate correction. Quality control also includes appropriate action when passing test results are near specification limits, or to resolve test result differences with the Engineer. Quality control may require increased testing, communication of test results to the plant or the jobsite, modification of operations, suspension of mixture production, rejection of material, or other actions as appropriate. The Engineer shall be immediately notified of any failing tests and subsequent remedial action. Passing tests shall be reported no later than the start of the next work day.

When a mixture does not comply with specifications, the Contractor shall reject the material; unless the Engineer accepts the material for incorporation in the work, according to Article 105.03.

- (1) Personnel Requirements. The Contractor shall provide a Quality Control (QC) Manager who will have overall responsibility and authority for quality control. The jobsite and plant personnel shall be able to contact the QC Manager by cellular phone, two-way radio or other methods approved by the Engineer.

The QC Manager shall visit the jobsite a minimum of once a week. A visit shall be performed the day of a bridge deck pour, the day a non-routine mixture is placed as determined by the Engineer, or the day a plant is anticipated to produce more than 1000 cu yd (765 cu m). Any of the three required visits may be used to meet the once per week minimum requirement.

The Contractor shall provide personnel to perform the required inspections, sampling, testing and documentation in a timely manner. The Contractor shall refer to the Department's "Qualifications and Duties of Concrete Quality Control Personnel" document.

A Level I PCC Technician shall be provided at the jobsite during mixture production and placement, and may supervise concurrent pours on the project. For concurrent pours, a minimum of one Concrete Tester shall be required at each pour location. If the Level I PCC Technician is at one of the pour locations, a Concrete Tester is still required at the same location. Each Concrete Tester shall be able to contact the Level I PCC Technician by cellular phone, two-way radio or other methods approved by the Engineer. A single Level I PCC Technician shall not supervise concurrent pours for multiple contracts.

A Level II PCC Technician shall be provided at the plant, or shall be available, during mixture production and placement. A Level II PCC Technician may supervise a maximum of three plants. Whenever the Level II PCC Technician is not at the plant during mixture production and placement, a Concrete Tester or Level I PCC Technician shall be present at the plant to perform any necessary concrete tests. The Concrete Tester, Level I PCC Technician, or other individual shall also be trained to perform any necessary aggregate moisture tests, if the Level II PCC Technician is not at the plant during mixture production and placement. The Concrete Tester, Level I PCC Technician, plant personnel, and jobsite personnel shall have the ability to contact the Level II PCC Technician by cellular phone, two-way radio, or other methods approved by the Engineer.

For a mixture which is produced and placed with a mobile portland cement concrete plant as defined in Article 1103.04, a Level II PCC Technician shall be provided. The Level II PCC Technician shall be present at all times during mixture production and placement. However, the Level II PCC Technician may request to be available if operations are satisfactory. Approval shall be obtained from the Engineer, and jobsite personnel shall have the ability to contact the Level II PCC Technician by cellular phone, two-way radio, or other methods approved by the Engineer.

A Concrete Tester, Mixture Aggregate Technician, and Aggregate Technician may provide assistance with sampling and testing. A Gradation Technician may provide assistance with testing. A Concrete Tester shall be supervised by a Level I or Level II PCC Technician. A Gradation Technician shall be supervised by a Level II PCC Technician, Mixture Aggregate Technician, or Aggregate Technician.

- (2) Required Plant Tests. Sampling and testing shall be performed at the plant, or at a location approved by the Engineer, to control the production of a mixture. The required minimum Contractor plant sampling and testing is indicated in Article 1020.16(g) Schedule A.

(3) Required Field Tests. Sampling and testing shall be performed at the jobsite to control the production of a mixture, and to comply with specifications for placement. For standard curing, after initial curing, and for strength testing; the location shall be approved by the Engineer. The required minimum Contractor jobsite sampling and testing is indicated in Article 1020.16(g), Schedule B.

(d) Quality Assurance by Engineer. The Engineer will perform quality assurance tests on independent samples and split samples. An independent sample is a field sample obtained and tested by only one party. A split sample is one of two equal portions of a field sample, where two parties each receive one portion for testing. The Engineer may request the Contractor to obtain a split sample. Aggregate split samples and any failing strength specimen shall be retained until permission is given by the Engineer for disposal. The results of all quality assurance tests by the Engineer will be made available to the Contractor. However, Contractor split sample test results shall be provided to the Engineer before Department test results are revealed. The Engineer's quality assurance independent sample and split sample testing is indicated in Article 1020.16(g), Schedule C.

(1) Strength Testing. For strength testing, Article 1020.09 shall apply, except the Contractor and Engineer strength specimens may be placed in the same field curing box for initial curing and may be cured in the same water storage tank for final curing.

(2) Comparing Test Results. Differences between the Engineer's and the Contractor's split sample test results will be considered reasonable if within the following limits:

Test Parameter	Acceptable Limits of Precision
Slump	0.75 in. (20 mm)
Air Content	0.9%
Compressive Strength	900 psi (6200 kPa)
Flexural Strength	90 psi (620 kPa)
Slump Flow (Self-Consolidating Concrete (SCC))	1.5 in. (40 mm)
Visual Stability Index (SCC)	Not Applicable
J-Ring (SCC)	1.5 in. (40 mm)
L-Box (SCC)	10 %
Hardened Visual Stability Index (SCC)	Not Applicable
Dynamic Segregation Index (SCC)	1.0 %
Flow (Controlled Low-Strength Material (CLSM))	1.5 in. (40 mm)
Strength (Controlled Low-Strength Material (CLSM))	40 psi (275 kPa)
Aggregate Gradation	See "Guideline for Sample Comparison" in Appendix "A" of the Manual of Test Procedures for Materials.

When acceptable limits of precision have been met, but only one party is within specification limits, the failing test shall be resolved before the material may be considered for acceptance.

(3) Test Results and Specification Limits.

- a. Split Sample Testing. If either the Engineer's or the Contractor's split sample test result is not within specification limits, and the other party is within specification limits; immediate retests on a split sample shall be performed for slump, air content, slump flow, visual stability index, J-Ring, L-Box, dynamic segregation index, flow (CLSM), or aggregate gradation. A passing retest result by each party will require no further action. If either the Engineer's or Contractor's slump, air content, slump flow, visual stability index, J-Ring, L-Box, dynamic segregation index, flow (CLSM), or aggregate gradation split sample retest result is a failure; or if either the Engineer's or Contractor's strength or hardened visual stability index test result is a failure, and the other party is within specification limits; the following actions shall be initiated to investigate the test failure:
 1. The Engineer and the Contractor shall investigate the sampling method, test procedure, equipment condition, equipment calibration, and other factors.
 2. The Engineer or the Contractor shall replace test equipment, as determined by the Engineer.
 3. The Engineer and the Contractor shall perform additional testing on split samples, as determined by the Engineer.

For aggregate gradation, jobsite slump, jobsite air content, jobsite slump flow, jobsite visual stability index, jobsite J-Ring, jobsite L-Box, jobsite dynamic segregation index, and jobsite flow (CLSM); if the failing split sample test result is not resolved according to 1., 2., or 3., and the mixture has not been placed, the Contractor shall reject the material; unless the Engineer accepts the material for incorporation in the work according to Article 105.03. If the mixture has already been placed, or if a failing strength or hardened visual stability index test result is not resolved according to 1., 2., or 3., the material will be considered unacceptable.

If a continued trend of difference exists between the Engineer's and the Contractor's split sample test results, or if split sample test results exceed the acceptable limits of precision, the Engineer and the Contractor shall investigate according to items 1., 2., and 3.

- b. Independent Sample Testing. For aggregate gradation, jobsite slump, jobsite air content jobsite slump flow, jobsite visual stability index, jobsite J-Ring, jobsite L-Box, jobsite dynamic segregation index, jobsite flow (CLSM); if the result of a quality assurance test on a sample independently obtained by the Engineer is not within specification limits, and the mixture has not been placed, the Contractor shall reject the material, unless the Engineer accepts the material for incorporation in the work according to Article 105.03. If the mixture has already been placed or the Engineer obtains a failing strength or hardened visual stability index test result, the material will be considered unacceptable.
- (e) Acceptance by the Engineer. Final acceptance will be based on the Standard Specifications and the following:
- (1) The Contractor's compliance with all contract documents for quality control.
 - (2) Validation of Contractor quality control test results by comparison with the Engineer's quality assurance test results using split samples. Any quality control or quality assurance test determined to be flawed may be declared invalid only when reviewed and approved by the Engineer. The Engineer will declare a test result invalid only if it is proven that improper sampling or testing occurred. The test result is to be recorded and the reason for declaring the test invalid will be provided by the Engineer.
 - (3) Comparison of the Engineer's quality assurance test results with specification limits using samples independently obtained by the Engineer.

The Engineer may suspend mixture production, reject materials, or take other appropriate action if the Contractor does not control the quality of concrete, cement aggregate mixture II, or controlled low-strength material for acceptance. The decision will be determined according to (1), (2), or (3).

(f) Documentation.

- (1) Records. The Contractor shall be responsible for documenting all observations, inspections, adjustments to the mix design, test results, retest results, and corrective actions in a bound hardback field book, bound hardback diary, or appropriate Department form, which shall become the property of the Department. The documentation shall include a method to compare the Engineer's test results with the Contractor's results. The Contractor shall be responsible for the maintenance of all permanent records whether obtained by the Contractor, the consultants, the subcontractors, or the producer of the mixture. The Contractor shall provide the Engineer full access to all documentation throughout the progress of the work.

The Department's form MI 504M, form BMPR MI654, and form BMPR MI655 shall be completed by the Contractor, and shall be submitted to the Engineer weekly or as required by the Engineer. A correctly completed form MI 504M, form BMPR MI654, and form BMPR MI655 are required to authorize payment by the Engineer, for applicable pay items.

- (2) Delivery Truck Ticket. The following information shall be recorded on each delivery ticket or in a bound hardback field book: initial revolution counter reading (final reading optional) at the jobsite, if the mixture is truck-mixed; time discharged at the jobsite; total amount of each admixture added at the jobsite; and total amount of water added at the jobsite.
- (g) Basis of Payment and Schedules. Quality Control/Quality Assurance of portland cement concrete mixtures will not be paid for separately, but shall be considered as included in the cost of the various concrete contract items.

SCHEDULE A

CONTRACTOR PLANT SAMPLING AND TESTING			
Item	Test	Frequency	IL Modified AASHTO or Department Test Method ^{1/}
Aggregates (Arriving at Plant)	Gradation ^{2/}	As needed to check source for each gradation number	2, 11, 27, and 248
Aggregates (Stored at Plant in Stockpiles or Bins)	Gradation ^{2/}	2,500 cu yd (1,900 cu m) for each gradation number ^{3/}	2, 11, 27, and 248
Aggregates (Stored at Plant in Stockpiles or Bins)	Moisture ^{4/} : Fine Aggregate	Once per week for moisture sensor, otherwise daily for each gradation number	Flask, Dunagan, Pycnometer Jar, or 255
	Moisture ^{4/} : Coarse Aggregate	As needed to control production for each gradation number	Dunagan, Pycnometer Jar, or 255
Mixture ^{5/}	Slump Air Content Unit Weight / Yield Slump Flow (SCC) Visual Stability Index (SCC) J-Ring (SCC) ^{6/} L-Box (SCC) ^{6/} Temperature	As needed to control production	T 141 and T 119 T 141 and T 152 or T 196 T 141 and T 121 SCC-1 and SCC-2 SCC-1 and SCC-2 SCC-1 and SCC-3 SCC-1 and SCC-4 T 141 and T 309
Mixture (CLSM) ^{7/}	Flow Air Content Temperature	As needed to control production	Illinois Test Procedure 307

1/ Refer to the Department's "Manual of Test Procedures for Materials".

2/ All gradation tests shall be washed. Testing shall be completed no later than 24 hours after the aggregate has been sampled.

3/ One per week (Sunday through Saturday) minimum unless the stockpile has not received additional aggregate material since the previous test.

One per day minimum for a bridge deck pour unless the stockpile has not received additional aggregate material since the previous test. The sample shall be taken and testing completed prior to the pour. The bridge deck aggregate sample may be taken the day before the pour or as approved by the Engineer.

- 4/ If the moisture test and moisture sensor disagree by more than 0.5 percent, retest. If the difference remains, adjust the moisture sensor to an average of two or more moisture tests. The Department's "Water/Cement Ratio Worksheet" form shall be completed when applicable.
- 5/ The Contractor may also perform strength testing according to Illinois Modified AASHTO T 141, T 23, and T 22 or T 177; or water content testing according to Illinois Modified AASHTO T 318.

The Contractor may also perform other available self-consolidating concrete (SCC) tests at the plant to control mixture production.

- 6/ The Contractor shall select the J-Ring or L-Box test for plant sampling and testing.
- 7/ The Contractor may also perform strength testing according to Illinois Test Procedure 307.

SCHEDULE B

CONTRACTOR JOBSITE SAMPLING & TESTING ¹⁷			
Item	Measured Property	Random Sample Testing Frequency per Mix Design and per Plant ^{2/}	IL Modified AASHTO Test Method
Pavement, Shoulder, Base Course, Base Course Widening, Driveway Pavement, Railroad Crossing, Cement Aggregate Mixture II	Slump ^{3/ 4/}	1 per 500 cu yd (400 cu m) or minimum 1/day	T 141 and T 119
	Air Content ^{3/ 5/} _{6/}	1 per 100 cu yd (80 cu m) or minimum 1/day	T 141 and T 152 or T 196
	Compressive Strength ^{7/ 8/} or Flexural Strength ^{7/ 8/}	1 per 1250 cu yd (1000 cu m) or minimum 1/day	T 141, T 22 and T 23 or T 141, T 177 and T 23
Bridge Approach Slab ^{9/} , Bridge Deck ^{9/} , Bridge Deck Overlay ^{9/} , Superstructure ^{9/} , Substructure, Culvert, Miscellaneous Drainage Structures, Retaining Wall, Building Wall, Drilled Shaft Pile & Encasement Footing, Foundation, Pavement Patching, Structural Repairs	Slump ^{3/ 4/}	1 per 50 cu yd (40 cu m) or minimum 1/day	T 141 and T 119
	Air Content ^{3/ 5/} _{6/}	1 per 50 cu yd (40 cu m) or minimum 1/day	T 141 and T 152 or T 196
	Compressive Strength ^{7/ 8/} or Flexural Strength ^{7/ 8/}	1 per 250 cu yd (200 cu m) or minimum 1/day	T 141, T 22 and T 23 or T 141, T 177 and T 23
Seal Coat	Slump ^{3/}	1 per 250 cu yd (200 cu m) or minimum 1/day	T 141 and T 119
	Air Content ^{3/ 5/ 6/}	1 per 250 cu yd (200 cu m) or minimum 1/day when air is entrained	T 141 and T 152 or T 196
	Compressive Strength ^{7/ 8/} or Flexural Strength ^{7/ 8/}	1 per 250 cu yd (200 cu m) or minimum 1/day	T 141, T 22 and T 23 or T 141, T 177 and T 23

CONTRACTOR JOBSITE SAMPLING & TESTING ^{1/}			
Curb, Gutter, Median, Barrier, Sidewalk, Slope Wall, Paved Ditch, Fabric Formed Concrete Revetment Mat ^{10/} , Miscellaneous Items, Incidental Items	Slump ^{3/ 4/}	1 per 100 cu yd (80 cu m) or minimum 1/day	T 141 and T 119
	Air Content ^{3/ 5/ 6/}	1 per 50 cu yd (40 cu m) or minimum 1/day	T 141 and T 152 or T 196
	Compressive Strength ^{7/ 8/} or Flexural Strength ^{7/ 8/}	1 per 400 cu yd (300 cu m) or minimum 1/day	T 141, T 22 and T 23 or T 141, T 177 and T 23
The Item will use a Self-Consolidating Concrete Mixture	Slump Flow ^{3/} VSI ^{3/} J-Ring ^{3/ 11/} L-Box ^{3/ 11/}	Perform at same frequency that is specified for the Item's slump	SCC-1 & SCC-2 SCC-1 & SCC-2 SCC-1 & SCC-3 SCC-1 & SCC-4
The Item will use a Self-Consolidating Concrete Mixture	HVSI ^{12/}	Minimum 1/day at start of production for that day	SCC-1 and SCC-6
The Item will use a Self-Consolidating Concrete Mixture	Dynamic Segregation Index (DSI)	Minimum 1/week at start of production for that week	SCC-1 and SCC-8 (Option C)
The Item will use a Self-Consolidating Concrete Mixture	Air Content ^{3/ 5/ 6/}	Perform at same frequency that is specified for the Item's air content	SCC-1 and T 152 or T 196
The Item will use a Self-Consolidating Concrete Mixture	Compressive Strength ^{7/ 8/} or Flexural Strength ^{7/ 8/}	Perform at same frequency that is specified for the Item's strength	SCC-1, T 22 and T 23 or SCC-1, T 177 and T 23
All	Temperature ^{3/}	As needed to control production	T 141 and T 309
Controlled Low- Strength Material (CLSM)	Flow, Air Content, Compressive Strength (28-day) ^{13/} , and Temperature	First truck load delivered and as needed to control production thereafter	Illinois Test Procedure 307

- 1/ Sampling and testing of small quantities of curb, gutter, median, barrier, sidewalk, slope wall, paved ditch, miscellaneous items, and incidental items may be waived by the Engineer if requested by the Contractor. However, quality control personnel are still required according to Article 1020.16(c)(1) The Contractor shall also provide recent evidence that similar material has been found to be satisfactory under normal sampling and testing procedures. The total quantity that may be waived for testing shall not exceed 100 cu yd (76 cu m) per contract.

If the Contractor's or Engineer's test result for any jobsite mixture test is not within the specification limits, all subsequent truck loads delivered shall be tested by the Contractor until the problem is corrected.

- 2/ If one mix design is being used for several construction items during a day's production, one testing frequency may be selected to include all items. The construction items shall have the same slump, air content, and water/cement ratio specifications. For self-consolidating concrete, the construction items shall have the same slump flow, visual stability index, J-Ring, L-Box, air content, and water/cement ratio specifications. The frequency selected shall equal or exceed the testing required for the construction item.

One sufficiently sized sample shall be taken to perform the required test(s). Random numbers shall be determined according to the Department's "Method for Obtaining Random Samples for Concrete". The Engineer will provide random sample locations.

- 3/ The temperature, slump, and air content tests shall be performed on the first truck load delivered, for each pour. For self consolidating concrete, the temperature, slump flow, visual stability index, J-Ring or L-Box, and air content tests shall be performed on the first truck load delivered, for each pour. Unless a random sample is required for the first truck load, testing the first truck load does not satisfy random sampling requirements.
- 4/ The slump random sample testing frequency shall be a minimum 1/day for a construction item which is slipformed.
- 5/ If a pump or conveyor is used for placement, a correction factor shall be established to allow for a loss of air content during transport. The first three truck loads delivered shall be tested, before and after transport by the pump or conveyor, to establish the correction factor. Once the correction is determined, it shall be re-checked after an additional 50 cu yd (40 cu m) is pumped, or an additional 100 cu yd (80 cu m) is conveyored. This shall continue throughout the pour. If the re-check indicates the correction factor has changed, a minimum of two truckloads is required to re-establish the correction factor. The correction factor shall also be re-established when significant changes in temperature, distance, pump or conveyor arrangement, and other factors have occurred. If the correction factor is >3.0 percent, the Contractor shall take corrective action to reduce the loss of air content during transport by the pump or conveyor. The Contractor shall record all air content test results, correction factors and corrected air contents. The corrected air content shall be reported on form BMPR MI654.

- 6/ If the Contractor's or Engineer's air content test result is within the specification limits, and 0.2 percent or closer to either limit, the next truck load delivered shall be tested by the Contractor. For example, if the specified air content range is 5.0 to 8.0 percent and the test result is 5.0, 5.1, 5.2, 7.8, 7.9 or 8.0 percent, the next truck shall be tested by the Contractor.
- 7/ The test of record for strength shall be the day indicated in Article 1020.04. For cement aggregate mixture II, a strength requirement is not specified and testing is not required. Additional strength testing to determine early falsework and form removal, early pavement or bridge opening to traffic, or to monitor strengths is at the discretion of the Contractor. Strength shall be defined as the average of at least two cylinder or two beam breaks for field tests.
- 8/ In addition to the strength test, a slump test, air content test, and temperature test shall be performed on the same sample. For self-consolidating concrete, a slump flow test, visual stability index test, J-Ring or L-Box test, air content test, and temperature test shall be performed on the same sample as the strength test. For mixtures pumped or conveyed, the Contractor shall sample according to Illinois Modified AASHTO T 141.
- 9/ The air content test will be required for each delivered truck load.
- 10/ For fabric formed concrete revetment mat, the slump test is not required and the flexural strength test is not applicable.
- 11/ The Contractor shall select the J-Ring or L-Box test for jobsite sampling and testing.
- 12/ In addition to the hardened visual stability index (HVSI) test, a slump flow test, visual stability index (VSI) test, J-Ring or L-Box test, air content test, and temperature test shall be performed on the same sample. The Contractor shall retain all hardened visual stability index cut cylinder specimens until the Engineer notifies the Contractor that the specimens may be discarded.
- 13/ The test of record for strength shall be the day indicated in Article 1019.04. In addition to the strength test, a flow test, air content test, and temperature test shall be performed on the same sample. The strength test may be waived by the Engineer if future removal of the material is not a concern.

SCHEDULE C

ENGINEER QUALITY ASSURANCE INDEPENDENT SAMPLE TESTING		
Location	Measured Property	Testing Frequency ^{1/}
Plant	Gradation of aggregates stored in stockpiles or bins, Slump and Air Content	As determined by the Engineer.
Jobsite	Slump, Air Content, Slump Flow, Visual Stability Index, J-Ring, L-Box, Hardened Visual Stability Index, Dynamic Segregation Index and Strength	As determined by the Engineer.
	Flow, Air Content, Strength (28-day), and Dynamic Cone Penetration for Controlled Low-Strength Material (CLSM)	As determined by the Engineer

ENGINEER QUALITY ASSURANCE SPLIT SAMPLE TESTING		
Location	Measured Property	Testing Frequency ^{1/}
Plant	Gradation of aggregates stored in stockpiles or bins ^{2/}	At the beginning of the project, the first test performed by the Contractor. Thereafter, a minimum of 10% of total tests required of the Contractor will be performed per aggregate gradation number and per plant.
	Slump and Air Content	As determined by the Engineer.
Jobsite	Slump ^{2/} , Air Content ^{2/ 3/} , Slump Flow ^{2/} , Visual Stability Index ^{2/} , J-Ring ^{2/} and L-box ^{2/}	At the beginning of the project, the first three tests performed by the Contractor. Thereafter, a minimum of 20% of total tests required of the Contractor will be performed per plant, which will include a minimum of one test per mix design.
	Hardened Visual Stability Index ^{2/}	As determined by the Engineer.
	Dynamic Segregation Index ^{2/}	As determined by the Engineer.
	Strength ^{2/}	At the beginning of the project, the first test performed by the Contractor. Thereafter, a minimum of 20% of total tests required of the Contractor will be performed per plant, which will include a minimum of one test per mix design.
	Flow, Air Content, and Strength (28-day) for Controlled Low-Strength Material (CLSM)	As determined by the Engineer.

1/ The Engineer will perform the testing throughout the period of quality control testing by the Contractor.

- 2/ The Engineer will witness and take immediate possession of or otherwise secure the Department's split sample obtained by the Contractor.
- 3/ Before transport by pump or conveyor, a minimum of 20 percent of total tests required of the Contractor will be performed per mix design and per plant. After transport by pump or conveyor, a minimum of 20 percent of total tests required of the Contractor will be performed per mix design and per plant.

SCHEDULE D

CONCRETE QUALITY CONTROL AND QUALITY ASSURANCE DOCUMENTS

- (a) Model Quality Control Plan for Concrete Production (*)
- (b) Qualifications and Duties of Concrete Quality Control Personnel (*)
- (c) Development of Gradation Bands on Incoming Aggregate at Mix Plants (*)
- (d) Required Sampling and Testing Equipment for Concrete (*)
- (e) Method for Obtaining Random Samples for Concrete (*)
- (f) Calibration of Concrete Testing Equipment (BMPR PCCQ01 through BMPR PCCQ09) (*)
- (g) Water/Cement Ratio Worksheet (BMPR PCCW01) (*)
- (h) Field/Lab Gradations (MI 504M) (*)
- (i) Concrete Air, Slump and Quantity (BMPR MI654) (*)
- (j) P.C. Concrete Strengths (BMPR MI655) (*)
- (k) Aggregate Technician Course or Mixture Aggregate Technician Course (*)
- (l) Portland Cement Concrete Tester Course (*)
- (m) Portland Cement Concrete Level I Technician Course - Manual of Instructions for Concrete Testing (*)
- (n) Portland Cement Concrete Level II Technician Course - Manual of Instructions for Concrete Proportioning (*)
- (o) Portland Cement Concrete Level III Technician Course - Manual of Instructions for Design of Concrete Mixtures (*)
- (p) Manual of Test Procedures for Materials

* Refer to Appendix C of the Manual of Test Procedures for Materials for more information.”

REMOVAL AND DISPOSAL OF SURPLUS MATERIALS (BDE)

Effective: November 2, 2012

Revise the first four paragraphs of Article 202.03 of the Standard Specifications to read:

“202.03 Removal and Disposal of Surplus, Unstable, Unsuitable, and Organic Materials. Suitable excavated materials shall not be wasted without permission of the Engineer. The Contractor shall dispose of all surplus, unstable, unsuitable, and organic materials, in such a manner that public or private property will not be damaged or endangered.

Suitable earth, stones and boulders naturally occurring within the right-of-way may be placed in fills or embankments in lifts and compacted according to Section 205. Broken concrete without protruding metal bars, bricks, rock, stone, reclaimed asphalt pavement with no expansive aggregate, or uncontaminated dirt and sand generated from construction or demolition activities may be used in embankment or in fill. If used in fills or embankments, these materials shall be placed and compacted to the satisfaction of the Engineer; shall be buried under a minimum of 2 ft (600 mm) of earth cover (except when the materials include only uncontaminated dirt); and shall not create an unsightly appearance or detract from the natural topographic features of an area. Broken concrete without protruding metal bars, bricks, rock, or stone may be used as riprap as approved by the Engineer. If the materials are used for fill in locations within the right-of-way but outside project construction limits, the Contractor must specify to the Engineer, in writing, how the landscape restoration of the fill areas will be accomplished. Placement of fill in such areas shall not commence until the Contractor's landscape restoration plan is approved by the Engineer.

Aside from the materials listed above, all other construction and demolition debris or waste shall be disposed of in a licensed landfill, recycled, reused, or otherwise disposed of as allowed by State or Federal laws and regulations. When the Contractor chooses to dispose of uncontaminated soil at a clean construction and demolition debris (CCDD) facility or at an uncontaminated soil fill operation, it shall be the Contractor's responsibility to have the pH of the material tested to ensure the value is between 6.25 and 9.0, inclusive. A copy of the pH test results shall be provided to the Engineer.

A permit shall be obtained from IEPA and made available to the Engineer prior to open burning of organic materials (i.e., plant refuse resulting from pruning or removal of trees or shrubs) or other construction or demolition debris. Organic materials originating within the right-of-way limits may be chipped or shredded and placed as mulch around landscape plantings within the right-of-way when approved by the Engineer. Chipped or shredded material to be placed as mulch shall not exceed a depth of 6 in. (150 mm).”

SUBCONTRACTOR MOBILIZATION PAYMENTS (BDE)

Effective: April 2, 2005

Revised: April 1, 2011

To account for the preparatory work and operations necessary for the movement of subcontractor personnel, equipment, supplies, and incidentals to the project site and for all other work or operations that must be performed or costs incurred when beginning work approved for subcontracting according to Article 108.01 of the Standard Specifications, the Contractor shall make a mobilization payment to each subcontractor.

This mobilization payment shall be made at least 14 days prior to the subcontractor starting work. The amount paid shall be equal to 3 percent of the amount of the subcontract reported on form BC 260A submitted for the approval of the subcontractor's work.

The mobilization payment to the subcontractor is an advance payment of the reported amount of the subcontract and is not a payment in addition to the amount of the subcontract; therefore, the amount of the advance payment will be deducted from future progress payments.

This provision shall be incorporated directly or by reference into each subcontract approved by the Department.

TRACKING THE USE OF PESTICIDES (BDE)

Effective: August 1, 2012

Add the following paragraph after the first paragraph of Article 107.23 of the Standard Specifications:

“Within 48 hours of the application of pesticides, including but not limited to herbicides, insecticides, algaecides, and fungicides, the Contractor shall complete and return to the Engineer, Operations form “OPER 2720”.”

TRAFFIC CONTROL DEFICIENCY DEDUCTION (BDE)

Effective: August 1, 2011

Revise the third sentence of the third paragraph of Article 105.03(b) of the Standard Specifications to read:

“The daily monetary deduction will be \$2,500.”

UTILITY COORDINATION AND CONFLICTS (BDE)

Effective: April 1, 2011

Revised: January 1, 2012

Revise Article 105.07 of the Standard Specifications to read:

“105.07 Cooperation with Utilities. The Department reserves the right at any time to allow work by utilities on or near the work covered by the contract. The Contractor shall conduct his/her work so as not to interfere with or hinder the progress or completion of the work being performed by utilities. The Contractor shall also arrange the work and shall place and dispose of the materials being used so as not to interfere with the operations of utility work in the area.

The Contractor shall cooperate with the owners of utilities in their removal and rearrangement operations so work may progress in a reasonable manner, duplication or rearrangement of work may be reduced to a minimum, and services rendered by those parties will not be unnecessarily interrupted.

The Contractor shall coordinate with any planned utility adjustment or new installation and the Contractor shall take all precautions to prevent disturbance or damage to utility facilities. Any failure on the part of the utility owner, or their representative, to proceed with any planned utility adjustment or new installation shall be reported promptly by the Contractor to the Engineer.”

Revise the first sentence of the last paragraph of Article 107.19 of the Standard Specifications to read:

“When the Contractor encounters unexpected regulated substances due to the presence of utilities in unanticipated locations, the provisions of Article 107.40 shall apply; otherwise, if the Engineer does not direct a resumption of operations, the provisions of Article 108.07 shall apply.”

Revise Article 107.31 of the Standard Specification to read:

“107.31 Reserved.”

Add the following four Articles to Section 107 of the Standard Specifications:

“107.37 Locations of Utilities within the Project Limits. All known utilities existing within the limits of construction are either indicated on the plans or visible above ground. For the purpose of this Article, the limits of proposed construction are defined as follows:

(a) Limits of Proposed Construction for Utilities Paralleling the Roadway.

- (1) The horizontal limits shall be a vertical plane, outside of, parallel to, and 2 ft (600 mm) distant at right angles from the plan or revised slope limits.

In cases where the limits of excavation for structures are not shown on the plans, the horizontal limits shall be a vertical plane 4 ft (1.2 m) outside the edges of structure footings or the structure where no footings are required.

- (2) The upper vertical limits shall be the regulations governing the roadbed clearance for the specific utility involved.
- (3) The lower vertical limits shall be either the top of the utility at the depth below the proposed grade as prescribed by the governing agency or the limits of excavation, whichever is less.

(b) Limits of Proposed Construction for Utilities Crossing the Roadway in a Generally Transverse Direction.

- (1) Utilities crossing excavations for structures that are normally made by trenching such as sewers, underdrains, etc. and all minor structures such as manholes, inlets, foundations for signs, foundations for traffic signals, etc., the limits shall be the space to be occupied by the proposed permanent construction, unless otherwise required by the regulations governing the specific utility involved.
- (2) For utilities crossing the proposed site of major structures such as bridges, sign trusses, etc., the limits shall be as defined above for utilities extending in the same general direction as the roadway.

It is understood and agreed that the Contractor has considered in the bid all of the permanent and temporary utilities in their present and/or adjusted positions as indicated in the contract. It is further understood the actual location of the utilities may be located anywhere within the tolerances provided in 220 ILCS 50/2.8 or Administrative Code Title 92 Part 530.40(c), and the proximity of some utilities to construction may require extraordinary measures by the Contractor to protect those utilities.

No additional compensation will be allowed for any delays, inconveniences, or damages sustained by the Contractor due to the presence of or any claimed interference from known utility facilities or any adjustment of them, except as specifically provided in the contract.

107.38 Adjustments of Utilities within the Project Limits. The adjustment of utilities consists of the relocation, removal, replacement, rearrangements, reconstruction, improvement, disconnection, connection, shifting, new installation, or altering of an existing utility facility in any manner.

Utilities which are to be adjusted shall be adjusted by the utility owner or the owner's representative or by the Contractor as a contract item. Generally, arrangements for adjusting known utilities will be made by the Department prior to project construction; however, utilities will not necessarily be adjusted in advance of project construction and, in some cases, utilities will not be removed from the proposed construction limits as described in Article 107.37. When utility adjustments must be performed in conjunction with construction, the utility adjustment work will be indicated in the contract.

The Contractor may make arrangements for adjustment of utilities indicated in the contract, but not scheduled by the Department for adjustment, provided the Contractor furnishes the Department with a signed agreement with the utility owner covering the adjustments to be made. The cost of any such adjustments shall be the responsibility of the Contractor.

107.39 Contractor's Responsibility for Locating and Protecting Utility Property and Services. At points where the Contractor's operations are adjacent to properties or facilities of utility companies, or are adjacent to other property, damage to which might result in considerable expense, loss, or inconvenience, work shall not be commenced until all arrangements necessary for the protection thereof have been made.

Within the State of Illinois, a State-Wide One Call Notice System has been established for notifying utilities. Outside the city limits of the City of Chicago, the system is known as the Joint Utility Locating Information for Excavators (JULIE) System. Within the city limits of the City of Chicago the system is known as DIGGER. All utility companies and municipalities which have buried utility facilities in the State of Illinois are a part of this system.

The Contractor shall call JULIE (800-892-0123) or DIGGER (312-744-7000), a minimum of 48 hours in advance of work being done in the area, and they will notify all member utility companies involved their respective utility should be located.

For utilities which are not members of JULIE or DIGGER, the Contractor shall contact the owners directly. The plan general notes will indicate which utilities are not members of JULIE or DIGGER.

The following table indicates the color of markings required of the State-Wide One Call Notification System.

Utility Service	Color
Electric Power, Distribution and Transmission	Safety Red
Municipal Electric Systems	Safety Red
Gas Distribution and Transmission	High Visibility Safety Yellow
Oil Distribution and Transmission	High Visibility Safety Yellow
Telephone and Telegraph System	Safety Alert Orange
Community Antenna Television Systems	Safety Alert Orange
Water Systems	Safety Precaution Blue
Sewer Systems	Safety Green
Non-Potable Water and Slurry Lines	Safety Purple
Temporary Survey	Safety Pink
Proposed Excavation	Safety White (Black when snow is on the ground)

The State-Wide One Call Notification System will provide for horizontal locations of utilities. When it is determined that the vertical location of the utility is necessary to facilitate construction, the Engineer may make the request for location from the utility after receipt of notice from the Contractor. If the utility owner does not field locate their facilities to the satisfaction of the Engineer, the Engineer will authorize the Contractor in writing to proceed to locate the facilities in the most economical and reasonable manner, subject to the approval of the Engineer, and be paid according to Article 109.04.

The Contractor shall be responsible for maintaining the excavations or markers provided by the utility owners.

The Contractor shall take all necessary precautions for the protection of the utility facilities. The Contractor shall be responsible for any damage or destruction of utility facilities resulting from neglect, misconduct, or omission in the Contractor's manner or method of execution or nonexecution of the work, or caused by defective work or the use of unsatisfactory materials. Whenever any damage or destruction of a utility facility occurs as a result of work performed by the Contractor, the utility company will be immediately notified. The utility company will make arrangements to restore such facility to a condition equal to that existing before any such damage or destruction was done.

In the event of interruption of utility services as a result of accidental breakage or as a result of being exposed or unsupported, the Contractor shall promptly notify the proper authority and shall cooperate with the said authority in the restoration of service. If water service is interrupted, repair work shall be continuous until the service is restored. No work shall be undertaken around fire hydrants until provisions for continued service have been approved by the local fire authority.

107.40 Conflicts with Utilities. Except as provided hereinafter, the discovery of a utility in an unanticipated location will be evaluated according to Article 104.03. It is understood and agreed that the Contractor has considered in the bid all facilities not meeting the definition of a utility in an unanticipated location and no additional compensation will be allowed for any delays, inconveniences, or damages sustained by the Contractor due to the presence of or any claimed interference from such facilities.

When the Contractor discovers a utility in an unanticipated location, the Contractor shall not interfere with said utility, shall take proper precautions to prevent damage or interruption of the utility, and shall promptly notify the Engineer of the nature and location of said utility.

- (a) Definition. A utility in an unanticipated location is defined as an active or inactive utility, which is either:
- (1) Located underground and (a) not shown in any way in any location on the contract documents; (b) not identified in writing by the Department to the Contractor prior to the letting; or (c) not located relative to the location shown in the contract within the tolerances provided in 220 ILCS 50/2.8 or Administrative Code Title 92 Part 530.40(c); or
 - (2) Located above ground or underground and not relocated as provided in the contract.

Service connections shall not be considered to be utilities in unanticipated locations.

- (b) Compensation. Compensation will not be allowed for delays, inconveniences, or damages sustained by the Contractor from conflicts with facilities not meeting the above definition; or if a conflict with a utility in an unanticipated location does not cause a shutdown of the work applicable to the utility or a documentable reduction in the rate of progress exceeding the limits set herein. The provisions of Article 104.03 notwithstanding, compensation for delays caused by a utility in an unanticipated location will be paid according to the provisions of this Article governing minor and major delays or reduced rate of production which are defined as follows:
- (1) Minor Delay. A minor delay occurs when the Contractor's operation is completely stopped by a utility in an unanticipated location for more than two hours, but not to exceed three weeks.
 - (2) Major Delay. A major delay occurs when the Contractor's operation is completely stopped by a utility in an unanticipated location for more than three weeks.
 - (3) Reduced Rate of Production Delay. A reduced rate of production delay occurs when the contractor's rate of production decreases by more than 25 percent and lasts longer than seven days.

(c) Payment. Payment for Minor, Major and Reduced Rate of Production Delays will be made as follows.

(1) Minor Delay. Labor idled which cannot be used on other work will be paid for according to Article 109.04(b)(1) and (2) for the time between start of the delay and the minimum remaining hours in the work shift required by the prevailing practice in the area.

Equipment idled which cannot be used on other work, and which is authorized to standby on the project site by the Engineer, will be paid for according to Article 109.04(b)(4).

(2) Major Delay. Labor will be the same as for a minor delay.

Equipment will be the same as for a minor delay, except Contractor-owned equipment will be limited to three weeks plus the cost of move-out to either the Contractor's yard or another job, whichever is less. Rental equipment may be paid for longer than three weeks provided the Contractor presents adequate support to the Department (including lease agreement) to show retaining equipment on the job is the most economical course to follow and in the public interest.

(3) Reduced Rate of Production Delay. The Contractor will be compensated for the reduced productivity for labor and equipment time in excess of the 25 percent threshold for that portion of the delay in excess of seven days. Determination of compensation will be in accordance with Article 104.02, except labor and material additives will not be permitted.

Whether covered by (1), (2) or (3) above, additional traffic control required as a result of the operation(s) delayed will be paid for according to Article 109.04 for the total length of the delay.

If the delay is clearly shown to have caused work, which would have otherwise been completed, to be done after material or labor costs have increased, such increases may be paid. Payment for materials will be limited to increased cost substantiated by documentation furnished by the Contractor. Payment for increased labor rates will include those items in Article 109.04(b)(1) and (2), except the 35 percent and ten percent additives will not be permitted. On a working day contract, a delay occurring between November 30 and May 1, when work has not started, will not be considered as eligible for payment of measured labor and material costs.

Project overhead (not including interest) will be allowed when all progress on the contract has been delayed, and will be calculated as 15 percent of the delay claim.

(d) Other Obligations of Contractor. Upon payment of a claim under this provision, the Contractor shall assign subrogation rights to the Department for the Department's efforts of recovery from any other party for monies paid by the Department as a result of any claim under this Provision. The Contractor shall fully cooperate with the Department in its efforts to recover from another party any money paid to the Contractor for delay damages under this Provision."

WEEKLY DBE TRUCKING REPORTS (BDE)

Effective: June 2, 2012

The Contractor shall provide a weekly report of Disadvantaged Business Enterprise (DBE) trucks hired by the Contractor or subcontractors (i.e. not owned by the Contractor or subcontractors) that are used on the jobsite; or used for the delivery and/or removal of equipment/material to and from the jobsite. The jobsite shall also include offsite locations, such as plant sites or storage sites, when those locations are used solely for this contract.

The report shall be submitted on the form provided by the Department within ten business days following the reporting period. The reporting period shall be Monday through Sunday for each week reportable trucking activities occur. The report shall be submitted to the Engineer and a copy shall be provided to the district EEO Officer.

Any costs associated with providing weekly DBE trucking reports shall be considered as included in the contract unit prices bid for the various items of work involved and no additional compensation will be allowed.

WORKING DAYS (BDE)

Effective: January 1, 2002

The Contractor shall complete the work within **50** working days.

STEEL COST ADJUSTMENT (BDE) (RETURN FORM WITH BID)

Effective: April 2, 2004

Revised: April 1, 2009

Description. Steel cost adjustments will be made to provide additional compensation to the Contractor, or a credit to the Department, for fluctuations in steel prices when optioned by the Contractor. The bidder shall indicate on the attached form whether or not this special provision will be part of the contract and submit the completed form with his/her bid. Failure to submit the form or failure to indicate contract number, company name, and sign and date the form shall make this contract exempt of steel cost adjustments for all items of steel. Failure to indicate "Yes" for any item of work will make that item of steel exempt from steel cost adjustment.

Types of Steel Products. An adjustment will be made for fluctuations in the cost of steel used in the manufacture of the following items:

Metal Piling (excluding temporary sheet piling)
Structural Steel
Reinforcing Steel

Other steel materials such as dowel bars, tie bars, mesh reinforcement, guardrail, steel traffic signal and light poles, towers and mast arms, metal railings (excluding wire fence), and frames and grates will be subject to a steel cost adjustment when the pay items they are used in has a contract value of \$10,000 or greater.

Documentation. Sufficient documentation shall be furnished to the Engineer to verify the following:

- (a) The dates and quantity of steel, in lb (kg), shipped from the mill to the fabricator.
- (b) The quantity of steel, in lb (kg), incorporated into the various items of work covered by this special provision. The Department reserves the right to verify submitted quantities.

Method of Adjustment. Steel cost adjustments will be computed as follows:

$$SCA = Q \times D$$

Where: SCA = steel cost adjustment, in dollars
Q = quantity of steel incorporated into the work, in lb (kg)
D = price factor, in dollars per lb (kg)

$$D = MPI_M - MPI_L$$

Where: MPI_M = The Materials Cost Index for steel as published by the Engineering News-Record for the month the steel is shipped from the mill. The indices will be converted from dollars per 100 lb to dollars per lb (kg).

MPI_L = The Materials Cost Index for steel as published by the Engineering News-Record for the month prior to the letting. The indices will be converted from dollars per 100 lb to dollars per lb (kg).

The unit weights (masses) of steel that will be used to calculate the steel cost adjustment for the various items are shown in the attached table.

No steel cost adjustment will be made for any products manufactured from steel having a mill shipping date prior to the letting date.

If the Contractor fails to provide the required documentation, the method of adjustment will be calculated as described above; however, the MPI_M will be based on the date the steel arrives at the job site. In this case, an adjustment will only be made when there is a decrease in steel costs.

Basis of Payment. Steel cost adjustments may be positive or negative but will only be made when there is a difference between the MPI_L and MPI_M in excess of five percent, as calculated by:

$$\text{Percent Difference} = \{(MPI_L - MPI_M) \div MPI_L\} \times 100$$

Steel cost adjustments will be calculated by the Engineer and will be paid or deducted when all other contract requirements for the items of work are satisfied. Adjustments will only be made for fluctuations in the cost of the steel as described herein. No adjustment will be made for changes in the cost of manufacturing, fabrication, shipping, storage, etc.

The adjustments shall not apply during contract time subject to liquidated damages for completion of the entire contract.

Attachment

Item	Unit Mass (Weight)
Metal Piling (excluding temporary sheet piling) Furnishing Metal Pile Shells 12 in. (305 mm), 0.179 in. (3.80 mm) wall thickness Furnishing Metal Pile Shells 12 in. (305 mm), 0.250 in. (6.35 mm) wall thickness Furnishing Metal Pile Shells 14 in. (356 mm), 0.250 in. (6.35 mm) wall thickness Other piling	23 lb/ft (34 kg/m) 32 lb/ft (48 kg/m) 37 lb/ft (55 kg/m) See plans
Structural Steel	See plans for weights (masses)
Reinforcing Steel	See plans for weights (masses)
Dowel Bars and Tie Bars	6 lb (3 kg) each
Mesh Reinforcement	63 lb/100 sq ft (310 kg/sq m)
Guardrail Steel Plate Beam Guardrail, Type A w/steel posts Steel Plate Beam Guardrail, Type B w/steel posts Steel Plate Beam Guardrail, Types A and B w/wood posts Steel Plate Beam Guardrail, Type 2 Steel Plate Beam Guardrail, Type 6 Traffic Barrier Terminal, Type 1 Special (Tangent) Traffic Barrier Terminal, Type 1 Special (Flared)	20 lb/ft (30 kg/m) 30 lb/ft (45 kg/m) 8 lb/ft (12 kg/m) 305 lb (140 kg) each 1260 lb (570 kg) each 730 lb (330 kg) each 410 lb (185 kg) each
Steel Traffic Signal and Light Poles, Towers and Mast Arms Traffic Signal Post Light Pole, Tenon Mount and Twin Mount, 30 - 40 ft (9 - 12 m) Light Pole, Tenon Mount and Twin Mount, 45 - 55 ft (13.5 - 16.5 m) Light Pole w/Mast Arm, 30 - 50 ft (9 - 15.2 m) Light Pole w/Mast Arm, 55 - 60 ft (16.5 - 18 m) Light Tower w/Luminaire Mount, 80 - 110 ft (24 - 33.5 m) Light Tower w/Luminaire Mount, 120 - 140 ft (36.5 - 42.5 m) Light Tower w/Luminaire Mount, 150 - 160 ft (45.5 - 48.5 m)	11 lb/ft (16 kg/m) 14 lb/ft (21 kg/m) 21 lb/ft (31 kg/m) 13 lb/ft (19 kg/m) 19 lb/ft (28 kg/m) 31 lb/ft (46 kg/m) 65 lb/ft (97 kg/m) 80 lb/ft (119 kg/m)
Metal Railings (excluding wire fence) Steel Railing, Type SM Steel Railing, Type S-1 Steel Railing, Type T-1 Steel Bridge Rail	64 lb/ft (95 kg/m) 39 lb/ft (58 kg/m) 53 lb/ft (79 kg/m) 52 lb/ft (77 kg/m)
Frames and Grates Frame Lids and Grates	250 lb (115 kg) 150 lb (70 kg)

Return With Bid

**ILLINOIS DEPARTMENT
OF TRANSPORTATION**

**OPTION FOR
STEEL COST ADJUSTMENT**

The bidder shall submit this completed form with his/her bid. Failure to submit the form or properly complete contract number, company name, and sign and date the form shall make this contract exempt of steel cost adjustments for all items of steel. Failure to indicate "Yes" for any item of work will make that item of steel exempt from steel cost adjustment. After award, this form, when submitted shall become part of the contract.

Contract No.: _____

Company Name: _____

Contractor's Option:

Is your company opting to include this special provision as part of the contract plans for the following items of work?

Metal Piling	Yes	<input type="checkbox"/>
Structural Steel	Yes	<input type="checkbox"/>
Reinforcing Steel	Yes	<input type="checkbox"/>
Dowel Bars, Tie Bars and Mesh Reinforcement	Yes	<input type="checkbox"/>
Guardrail	Yes	<input type="checkbox"/>
Steel Traffic Signal and Light Poles, Towers and Mast Arms	Yes	<input type="checkbox"/>
Metal Railings (excluding wire fence)	Yes	<input type="checkbox"/>
Frames and Grates	Yes	<input type="checkbox"/>

Signature: _____ **Date:** _____

REQUIRED CONTRACT PROVISIONS FEDERAL-AID CONSTRUCTION CONTRACTS

- I. General
- II. Nondiscrimination
- III. Nonsegregated Facilities
- IV. Davis-Bacon and Related Act Provisions
- V. Contract Work Hours and Safety Standards Act Provisions
- VI. Subletting or Assigning the Contract
- VII. Safety: Accident Prevention
- VIII. False Statements Concerning Highway Projects
- IX. Implementation of Clean Air Act and Federal Water Pollution Control Act
- X. Compliance with Governmentwide Suspension and Debarment Requirements
- XI. Certification Regarding Use of Contract Funds for Lobbying

ATTACHMENTS

A. Employment and Materials Preference for Appalachian Development Highway System or Appalachian Local Access Road Contracts (included in Appalachian contracts only)

I. GENERAL

1. Form FHWA-1273 must be physically incorporated in each construction contract funded under Title 23 (excluding emergency contracts solely intended for debris removal). The contractor (or subcontractor) must insert this form in each subcontract and further require its inclusion in all lower tier subcontracts (excluding purchase orders, rental agreements and other agreements for supplies or services).

The applicable requirements of Form FHWA-1273 are incorporated by reference for work done under any purchase order, rental agreement or agreement for other services. The prime contractor shall be responsible for compliance by any subcontractor, lower-tier subcontractor or service provider.

Form FHWA-1273 must be included in all Federal-aid design-build contracts, in all subcontracts and in lower tier subcontracts (excluding subcontracts for design services, purchase orders, rental agreements and other agreements for supplies or services). The design-builder shall be responsible for compliance by any subcontractor, lower-tier subcontractor or service provider.

Contracting agencies may reference Form FHWA-1273 in bid proposal or request for proposal documents, however, the Form FHWA-1273 must be physically incorporated (not referenced) in all contracts, subcontracts and lower-tier subcontracts (excluding purchase orders, rental agreements and other agreements for supplies or services related to a construction contract).

2. Subject to the applicability criteria noted in the following sections, these contract provisions shall apply to all work performed on the contract by the contractor's own organization and with the assistance of workers under the contractor's immediate superintendence and to all work performed on the contract by piecework, station work, or by subcontract.

3. A breach of any of the stipulations contained in these Required Contract Provisions may be sufficient grounds for withholding of progress payments, withholding of final payment, termination of the contract, suspension / debarment or any other action determined to be appropriate by the contracting agency and FHWA.

4. Selection of Labor: During the performance of this contract, the contractor shall not use convict labor for any purpose within the limits of a construction project on a Federal-aid highway unless it is labor performed by convicts who are on parole, supervised release, or probation. The term Federal-aid highway does not include roadways functionally classified as local roads or rural minor collectors.

II. NONDISCRIMINATION

The provisions of this section related to 23 CFR Part 230 are applicable to all Federal-aid construction contracts and to all related construction subcontracts of \$10,000 or more. The provisions of 23 CFR Part 230 are not applicable to material supply, engineering, or architectural service contracts.

In addition, the contractor and all subcontractors must comply with the following policies: Executive Order 11246, 41 CFR 60, 29 CFR 1625-1627, Title 23 USC Section 140, the Rehabilitation Act of 1973, as amended (29 USC 794), Title VI of the Civil Rights Act of 1964, as amended, and related regulations including 49 CFR Parts 21, 26 and 27; and 23 CFR Parts 200, 230, and 633.

The contractor and all subcontractors must comply with: the requirements of the Equal Opportunity Clause in 41 CFR 60-1.4(b) and, for all construction contracts exceeding \$10,000, the Standard Federal Equal Employment Opportunity Construction Contract Specifications in 41 CFR 60-4.3.

Note: The U.S. Department of Labor has exclusive authority to determine compliance with Executive Order 11246 and the policies of the Secretary of Labor including 41 CFR 60, and 29 CFR 1625-1627. The contracting agency and the FHWA have the authority and the responsibility to ensure compliance with Title 23 USC Section 140, the Rehabilitation Act of 1973, as amended (29 USC 794), and Title VI of the Civil Rights Act of 1964, as amended, and related regulations including 49 CFR Parts 21, 26 and 27; and 23 CFR Parts 200, 230, and 633.

The following provision is adopted from 23 CFR 230, Appendix A, with appropriate revisions to conform to the U.S. Department of Labor (US DOL) and FHWA requirements.

1. Equal Employment Opportunity: Equal employment opportunity (EEO) requirements not to discriminate and to take affirmative action to assure equal opportunity as set forth under laws, executive orders, rules, regulations (28 CFR 35, 29 CFR 1630, 29 CFR 1625-1627, 41 CFR 60 and 49 CFR 27) and orders of the Secretary of Labor as modified by the provisions prescribed herein, and imposed pursuant to 23 U.S.C. 140 shall constitute the EEO and specific affirmative action standards for the contractor's project activities under this contract. The provisions of the Americans with Disabilities Act of 1990 (42 U.S.C. 12101 et seq.) set forth under 28 CFR 35 and 29 CFR 1630 are incorporated by reference in this contract. In the execution of this contract, the contractor agrees to comply with the following minimum specific requirement activities of EEO:

a. The contractor will work with the contracting agency and the Federal Government to ensure that it has made every good faith effort to provide equal opportunity with respect to all of its terms and conditions of employment and in their review of activities under the contract.

b. The contractor will accept as its operating policy the following statement:

"It is the policy of this Company to assure that applicants are employed, and that employees are treated during employment, without regard to their race, religion, sex, color, national origin, age or disability. Such action shall include: employment, upgrading, demotion, or transfer; recruitment or recruitment advertising; layoff or termination; rates of pay or other forms of compensation; and selection for training, including apprenticeship, pre-apprenticeship, and/or on-the-job training."

2. EEO Officer: The contractor will designate and make known to the contracting officers an EEO Officer who will have the responsibility for and must be capable of effectively administering and promoting an active EEO program and who must be assigned adequate authority and responsibility to do so.

3. Dissemination of Policy: All members of the contractor's staff who are authorized to hire, supervise, promote, and discharge employees, or who recommend such action, or who are substantially involved in such action, will be made fully cognizant of, and will implement, the contractor's EEO policy and contractual responsibilities to provide EEO in each grade and classification of employment. To ensure that the above agreement will be met, the following actions will be taken as a minimum:

a. Periodic meetings of supervisory and personnel office employees will be conducted before the start of work and then not less often than once every six months, at which time the contractor's EEO policy and its implementation will be reviewed and explained. The meetings will be conducted by the EEO Officer.

b. All new supervisory or personnel office employees will be given a thorough indoctrination by the EEO Officer, covering all major aspects of the contractor's EEO obligations within thirty days following their reporting for duty with the contractor.

c. All personnel who are engaged in direct recruitment for the project will be instructed by the EEO Officer in the contractor's procedures for locating and hiring minorities and women.

d. Notices and posters setting forth the contractor's EEO policy will be placed in areas readily accessible to employees, applicants for employment and potential employees.

e. The contractor's EEO policy and the procedures to implement such policy will be brought to the attention of employees by means of meetings, employee handbooks, or other appropriate means.

4. Recruitment: When advertising for employees, the contractor will include in all advertisements for employees the notation: "An Equal Opportunity Employer." All such advertisements will be placed in publications having a large circulation among minorities and women in the area from which the project work force would normally be derived.

a. The contractor will, unless precluded by a valid bargaining agreement, conduct systematic and direct recruitment through public and private employee referral sources likely to yield qualified minorities and women. To meet this requirement, the contractor will identify sources of potential minority group employees, and establish with such identified sources procedures whereby minority and women applicants may be referred to the contractor for employment consideration.

b. In the event the contractor has a valid bargaining agreement providing for exclusive hiring hall referrals, the contractor is expected to observe the provisions of that agreement to the extent that the system meets the contractor's compliance with EEO contract provisions. Where implementation of such an agreement has the effect of discriminating against minorities or women, or obligates the contractor to do the same, such implementation violates Federal nondiscrimination provisions.

c. The contractor will encourage its present employees to refer minorities and women as applicants for employment. Information and procedures with regard to referring such applicants will be discussed with employees.

5. Personnel Actions: Wages, working conditions, and employee benefits shall be established and administered, and personnel actions of every type, including hiring, upgrading, promotion, transfer, demotion, layoff, and termination, shall be taken without regard to race, color, religion, sex, national origin, age or disability. The following procedures shall be followed:

a. The contractor will conduct periodic inspections of project sites to insure that working conditions and employee facilities do not indicate discriminatory treatment of project site personnel.

b. The contractor will periodically evaluate the spread of wages paid within each classification to determine any evidence of discriminatory wage practices.

c. The contractor will periodically review selected personnel actions in depth to determine whether there is evidence of discrimination. Where evidence is found, the contractor will promptly take corrective action. If

the review indicates that the discrimination may extend beyond the actions reviewed, such corrective action shall include all affected persons.

d. The contractor will promptly investigate all complaints of alleged discrimination made to the contractor in connection with its obligations under this contract, will attempt to resolve such complaints, and will take appropriate corrective action within a reasonable time. If the investigation indicates that the discrimination may affect persons other than the complainant, such corrective action shall include such other persons. Upon completion of each investigation, the contractor will inform every complainant of all of their avenues of appeal.

6. Training and Promotion:

a. The contractor will assist in locating, qualifying, and increasing the skills of minorities and women who are applicants for employment or current employees. Such efforts should be aimed at developing full journey level status employees in the type of trade or job classification involved.

b. Consistent with the contractor's work force requirements and as permissible under Federal and State regulations, the contractor shall make full use of training programs, i.e., apprenticeship, and on-the-job training programs for the geographical area of contract performance. In the event a special provision for training is provided under this contract, this subparagraph will be superseded as indicated in the special provision. The contracting agency may reserve training positions for persons who receive welfare assistance in accordance with 23 U.S.C. 140(a).

c. The contractor will advise employees and applicants for employment of available training programs and entrance requirements for each.

d. The contractor will periodically review the training and promotion potential of employees who are minorities and women and will encourage eligible employees to apply for such training and promotion.

7. Unions: If the contractor relies in whole or in part upon unions as a source of employees, the contractor will use good faith efforts to obtain the cooperation of such unions to increase opportunities for minorities and women. Actions by the contractor, either directly or through a contractor's association acting as agent, will include the procedures set forth below:

a. The contractor will use good faith efforts to develop, in cooperation with the unions, joint training programs aimed toward qualifying more minorities and women for membership in the unions and increasing the skills of minorities and women so that they may qualify for higher paying employment.

b. The contractor will use good faith efforts to incorporate an EEO clause into each union agreement to the end that such union will be contractually bound to refer applicants without regard to their race, color, religion, sex, national origin, age or disability.

c. The contractor is to obtain information as to the referral practices and policies of the labor union except that to the extent such information is within the exclusive possession of the labor union and such labor union refuses to furnish such information to the contractor, the contractor shall so certify to the contracting agency and shall set forth what efforts have been made to obtain such information.

d. In the event the union is unable to provide the contractor with a reasonable flow of referrals within the time limit set forth in the collective bargaining agreement, the contractor will, through independent recruitment efforts, fill the employment vacancies without regard to race, color, religion, sex, national origin, age or disability; making full efforts to obtain qualified and/or qualifiable minorities and women. The failure of a union to provide sufficient referrals (even though it is obligated to provide exclusive referrals under the terms of a collective bargaining agreement) does not relieve the contractor from the requirements of this paragraph. In the event the union referral practice prevents the contractor from meeting the obligations pursuant to Executive Order 11246, as amended, and these special provisions, such contractor shall immediately notify the contracting agency.

8. Reasonable Accommodation for Applicants / Employees with Disabilities: The contractor must be familiar with the requirements for and comply with the Americans with Disabilities Act and all rules and regulations established there under. Employers must provide reasonable accommodation in all employment activities unless to do so would cause an undue hardship.

9. Selection of Subcontractors, Procurement of Materials and Leasing of Equipment: The contractor shall not discriminate on the grounds of race, color, religion, sex, national origin, age or disability in the selection and retention of subcontractors, including procurement of materials and leases of equipment. The contractor shall take all necessary and reasonable steps to ensure nondiscrimination in the administration of this contract.

a. The contractor shall notify all potential subcontractors and suppliers and lessors of their EEO obligations under this contract.

b. The contractor will use good faith efforts to ensure subcontractor compliance with their EEO obligations.

10. Assurance Required by 49 CFR 26.13(b):

a. The requirements of 49 CFR Part 26 and the State DOT's U.S. DOT-approved DBE program are incorporated by reference.

b. The contractor or subcontractor shall not discriminate on the basis of race, color, national origin, or sex in the performance of this contract. The contractor shall carry out applicable requirements of 49 CFR Part 26 in the award and administration of DOT-assisted contracts. Failure by the contractor to carry out these requirements is a material breach of this contract, which may result in the termination of this contract or such other remedy as the contracting agency deems appropriate.

11. Records and Reports: The contractor shall keep such records as necessary to document compliance with the EEO requirements. Such records shall be retained for a period of three years following the date of the final payment to the contractor for all contract work and shall be available at reasonable times and places for inspection by authorized representatives of the contracting agency and the FHWA.

a. The records kept by the contractor shall document the following:

(1) The number and work hours of minority and non-minority group members and women employed in each work classification on the project;

(2) The progress and efforts being made in cooperation with unions, when applicable, to increase employment opportunities for minorities and women; and

(3) The progress and efforts being made in locating, hiring, training, qualifying, and upgrading minorities and women;

b. The contractors and subcontractors will submit an annual report to the contracting agency each July for the duration of the project, indicating the number of minority, women, and non-minority group employees currently engaged in each work classification required by the contract work. This information is to be reported on [Form FHWA-1391](#). The staffing data should represent the project work force on board in all or any part of the last payroll period preceding the end of July. If on-the-job training is being required by special provision, the contractor will be required to collect and report training data. The employment data should reflect the work force on board during all or any part of the last payroll period preceding the end of July.

III. NONSEGREGATED FACILITIES

This provision is applicable to all Federal-aid construction contracts and to all related construction subcontracts of \$10,000 or more.

The contractor must ensure that facilities provided for employees are provided in such a manner that segregation on the basis of race, color,

religion, sex, or national origin cannot result. The contractor may neither require such segregated use by written or oral policies nor tolerate such use by employee custom. The contractor's obligation extends further to ensure that its employees are not assigned to perform their services at any location, under the contractor's control, where the facilities are segregated. The term "facilities" includes waiting rooms, work areas, restaurants and other eating areas, time clocks, restrooms, washrooms, locker rooms, and other storage or dressing areas, parking lots, drinking fountains, recreation or entertainment areas, transportation, and housing provided for employees. The contractor shall provide separate or single-user restrooms and necessary dressing or sleeping areas to assure privacy between sexes.

IV. Davis-Bacon and Related Act Provisions

This section is applicable to all Federal-aid construction projects exceeding \$2,000 and to all related subcontracts and lower-tier subcontracts (regardless of subcontract size). The requirements apply to all projects located within the right-of-way of a roadway that is functionally classified as Federal-aid highway. This excludes roadways functionally classified as local roads or rural minor collectors, which are exempt. Contracting agencies may elect to apply these requirements to other projects.

The following provisions are from the U.S. Department of Labor regulations in 29 CFR 5.5 "Contract provisions and related matters" with minor revisions to conform to the FHWA-1273 format and FHWA program requirements.

1. Minimum wages

a. All laborers and mechanics employed or working upon the site of the work, will be paid unconditionally and not less often than once a week, and without subsequent deduction or rebate on any account (except such payroll deductions as are permitted by regulations issued by the Secretary of Labor under the Copeland Act (29 CFR part 3)), the full amount of wages and bona fide fringe benefits (or cash equivalents thereof) due at time of payment computed at rates not less than those contained in the wage determination of the Secretary of Labor which is attached hereto and made a part hereof, regardless of any contractual relationship which may be alleged to exist between the contractor and such laborers and mechanics.

Contributions made or costs reasonably anticipated for bona fide fringe benefits under section 1(b)(2) of the Davis-Bacon Act on behalf of laborers or mechanics are considered wages paid to such laborers or mechanics, subject to the provisions of paragraph 1.d. of this section; also, regular contributions made or costs incurred for more than a weekly period (but not less often than quarterly) under plans, funds, or programs which cover the particular weekly period, are deemed to be constructively made or incurred during such weekly period. Such laborers and mechanics shall be paid the appropriate wage rate and fringe benefits on the wage determination for the classification of work actually performed, without regard to skill, except as provided in 29 CFR 5.5(a)(4). Laborers or mechanics performing work in more than one classification may be compensated at the rate specified for each classification for the time actually worked therein: Provided, That the employer's payroll records accurately set forth the time spent in each classification in which work is performed. The wage determination (including any additional classification and wage rates conformed under paragraph 1.b. of this section) and the Davis-Bacon poster (WH-1321) shall be posted at all times by the contractor and its subcontractors at the site of the work in a prominent and accessible place where it can be easily seen by the workers.

b.(1) The contracting officer shall require that any class of laborers or mechanics, including helpers, which is not listed in the wage determination and which is to be employed under the contract shall be classified in conformance with the wage determination. The contracting officer shall approve an additional classification and wage rate and fringe benefits therefore only when the following criteria have been met:

(i) The work to be performed by the classification requested is not performed by a classification in the wage determination; and

(ii) The classification is utilized in the area by the construction industry; and

(iii) The proposed wage rate, including any bona fide fringe benefits, bears a reasonable relationship to the wage rates contained in the wage determination.

(2) If the contractor and the laborers and mechanics to be employed in the classification (if known), or their representatives, and the contracting officer agree on the classification and wage rate (including the amount designated for fringe benefits where appropriate), a report of the action taken shall be sent by the contracting officer to the Administrator of the Wage and Hour Division, Employment Standards Administration, U.S. Department of Labor, Washington, DC 20210. The Administrator, or an authorized representative, will approve, modify, or disapprove every additional classification action within 30 days of receipt and so advise the contracting officer or will notify the contracting officer within the 30-day period that additional time is necessary.

(3) In the event the contractor, the laborers or mechanics to be employed in the classification or their representatives, and the contracting officer do not agree on the proposed classification and wage rate (including the amount designated for fringe benefits, where appropriate), the contracting officer shall refer the questions, including the views of all interested parties and the recommendation of the contracting officer, to the Wage and Hour Administrator for determination. The Wage and Hour Administrator, or an authorized representative, will issue a determination within 30 days of receipt and so advise the contracting officer or will notify the contracting officer within the 30-day period that additional time is necessary.

(4) The wage rate (including fringe benefits where appropriate) determined pursuant to paragraphs 1.b.(2) or 1.b.(3) of this section, shall be paid to all workers performing work in the classification under this contract from the first day on which work is performed in the classification.

c. Whenever the minimum wage rate prescribed in the contract for a class of laborers or mechanics includes a fringe benefit which is not expressed as an hourly rate, the contractor shall either pay the benefit as stated in the wage determination or shall pay another bona fide fringe benefit or an hourly cash equivalent thereof.

d. If the contractor does not make payments to a trustee or other third person, the contractor may consider as part of the wages of any laborer or mechanic the amount of any costs reasonably anticipated in providing bona fide fringe benefits under a plan or program, Provided, That the Secretary of Labor has found, upon the written request of the contractor, that the applicable standards of the Davis-Bacon Act have been met. The Secretary of Labor may require the contractor to set aside in a separate account assets for the meeting of obligations under the plan or program.

2. Withholding

The contracting agency shall upon its own action or upon written request of an authorized representative of the Department of Labor, withhold or cause to be withheld from the contractor under this contract, or any other Federal contract with the same prime contractor, or any other federally-assisted contract subject to Davis-Bacon prevailing wage requirements, which is held by the same prime contractor, so much of the accrued payments or advances as may be considered necessary to pay laborers and mechanics, including apprentices, trainees, and helpers, employed by the contractor or any subcontractor the full amount of wages required by the contract. In the event of failure to pay any laborer or mechanic, including any apprentice, trainee, or helper, employed or working on the site of the work, all or part of the wages required by the contract, the contracting agency may, after written notice to the contractor, take such

action as may be necessary to cause the suspension of any further payment, advance, or guarantee of funds until such violations have ceased.

3. Payrolls and basic records

a. Payrolls and basic records relating thereto shall be maintained by the contractor during the course of the work and preserved for a period of three years thereafter for all laborers and mechanics working at the site of the work. Such records shall contain the name, address, and social security number of each such worker, his or her correct classification, hourly rates of wages paid (including rates of contributions or costs anticipated for bona fide fringe benefits or cash equivalents thereof of the types described in section 1(b)(2)(B) of the Davis-Bacon Act), daily and weekly number of hours worked, deductions made and actual wages paid. Whenever the Secretary of Labor has found under 29 CFR 5.5(a)(1)(iv) that the wages of any laborer or mechanic include the amount of any costs reasonably anticipated in providing benefits under a plan or program described in section 1(b)(2)(B) of the Davis-Bacon Act, the contractor shall maintain records which show that the commitment to provide such benefits is enforceable, that the plan or program is financially responsible, and that the plan or program has been communicated in writing to the laborers or mechanics affected, and records which show the costs anticipated or the actual cost incurred in providing such benefits. Contractors employing apprentices or trainees under approved programs shall maintain written evidence of the registration of apprenticeship programs and certification of trainee programs, the registration of the apprentices and trainees, and the ratios and wage rates prescribed in the applicable programs.

b. (1) The contractor shall submit weekly for each week in which any contract work is performed a copy of all payrolls to the contracting agency. The payrolls submitted shall set out accurately and completely all of the information required to be maintained under 29 CFR 5.5(a)(3)(i), except that full social security numbers and home addresses shall not be included on weekly transmittals. Instead the payrolls shall only need to include an individually identifying number for each employee (e.g., the last four digits of the employee's social security number). The required weekly payroll information may be submitted in any form desired. Optional Form WH-347 is available for this purpose from the Wage and Hour Division Web site at <http://www.dol.gov/esa/whd/forms/wh347instr.htm> or its successor site. The prime contractor is responsible for the submission of copies of payrolls by all subcontractors. Contractors and subcontractors shall maintain the full social security number and current address of each covered worker, and shall provide them upon request to the contracting agency for transmission to the State DOT, the FHWA or the Wage and Hour Division of the Department of Labor for purposes of an investigation or audit of compliance with prevailing wage requirements. It is not a violation of this section for a prime contractor to require a subcontractor to provide addresses and social security numbers to the prime contractor for its own records, without weekly submission to the contracting agency..

(2) Each payroll submitted shall be accompanied by a "Statement of Compliance," signed by the contractor or subcontractor or his or her agent who pays or supervises the payment of the persons employed under the contract and shall certify the following:

(i) That the payroll for the payroll period contains the information required to be provided under §5.5 (a)(3)(ii) of Regulations, 29 CFR part 5, the appropriate information is being maintained under §5.5 (a)(3)(i) of Regulations, 29 CFR part 5, and that such information is correct and complete;

(ii) That each laborer or mechanic (including each helper, apprentice, and trainee) employed on the contract during the payroll period has been paid the full weekly wages earned, without rebate, either directly or indirectly, and that no deductions have been made either directly or indirectly from the full wages earned, other than permissible deductions as set forth in Regulations, 29 CFR part 3;

(iii) That each laborer or mechanic has been paid not less than the applicable wage rates and fringe benefits or cash equivalents for the classification of work performed, as specified in the applicable wage determination incorporated into the contract.

(3) The weekly submission of a properly executed certification set forth on the reverse side of Optional Form WH-347 shall satisfy the requirement for submission of the "Statement of Compliance" required by paragraph 3.b.(2) of this section.

(4) The falsification of any of the above certifications may subject the contractor or subcontractor to civil or criminal prosecution under section 1001 of title 18 and section 231 of title 31 of the United States Code.

c. The contractor or subcontractor shall make the records required under paragraph 3.a. of this section available for inspection, copying, or transcription by authorized representatives of the contracting agency, the State DOT, the FHWA, or the Department of Labor, and shall permit such representatives to interview employees during working hours on the job. If the contractor or subcontractor fails to submit the required records or to make them available, the FHWA may, after written notice to the contractor, the contracting agency or the State DOT, take such action as may be necessary to cause the suspension of any further payment, advance, or guarantee of funds. Furthermore, failure to submit the required records upon request or to make such records available may be grounds for debarment action pursuant to 29 CFR 5.12.

4. Apprentices and trainees

a. Apprentices (programs of the USDOL).

Apprentices will be permitted to work at less than the predetermined rate for the work they performed when they are employed pursuant to and individually registered in a bona fide apprenticeship program registered with the U.S. Department of Labor, Employment and Training Administration, Office of Apprenticeship Training, Employer and Labor Services, or with a State Apprenticeship Agency recognized by the Office, or if a person is employed in his or her first 90 days of probationary employment as an apprentice in such an apprenticeship program, who is not individually registered in the program, but who has been certified by the Office of Apprenticeship Training, Employer and Labor Services or a State Apprenticeship Agency (where appropriate) to be eligible for probationary employment as an apprentice.

The allowable ratio of apprentices to journeymen on the job site in any craft classification shall not be greater than the ratio permitted to the contractor as to the entire work force under the registered program. Any worker listed on a payroll at an apprentice wage rate, who is not registered or otherwise employed as stated above, shall be paid not less than the applicable wage rate on the wage determination for the classification of work actually performed. In addition, any apprentice performing work on the job site in excess of the ratio permitted under the registered program shall be paid not less than the applicable wage rate on the wage determination for the work actually performed. Where a contractor is performing construction on a project in a locality other than that in which its program is registered, the ratios and wage rates (expressed in percentages of the journeyman's hourly rate) specified in the contractor's or subcontractor's registered program shall be observed.

Every apprentice must be paid at not less than the rate specified in the registered program for the apprentice's level of progress, expressed as a percentage of the journeymen hourly rate specified in the applicable wage determination. Apprentices shall be paid fringe benefits in accordance with the provisions of the apprenticeship program. If the apprenticeship program does not specify fringe benefits, apprentices must be paid the full amount of fringe benefits listed on the wage determination for the applicable classification. If the Administrator determines that a different practice prevails for the applicable apprentice classification, fringes shall be paid in accordance with that determination.

In the event the Office of Apprenticeship Training, Employer and Labor Services, or a State Apprenticeship Agency recognized by the Office, withdraws approval of an apprenticeship program, the contractor will no longer be permitted to utilize apprentices at less than the applicable predetermined rate for the work performed until an acceptable program is approved.

b. Trainees (programs of the USDOL).

Except as provided in 29 CFR 5.16, trainees will not be permitted to work at less than the predetermined rate for the work performed unless they are employed pursuant to and individually registered in a program which has received prior approval, evidenced by formal certification by the U.S. Department of Labor, Employment and Training Administration.

The ratio of trainees to journeymen on the job site shall not be greater than permitted under the plan approved by the Employment and Training Administration.

Every trainee must be paid at not less than the rate specified in the approved program for the trainee's level of progress, expressed as a percentage of the journeyman hourly rate specified in the applicable wage determination. Trainees shall be paid fringe benefits in accordance with the provisions of the trainee program. If the trainee program does not mention fringe benefits, trainees shall be paid the full amount of fringe benefits listed on the wage determination unless the Administrator of the Wage and Hour Division determines that there is an apprenticeship program associated with the corresponding journeyman wage rate on the wage determination which provides for less than full fringe benefits for apprentices. Any employee listed on the payroll at a trainee rate who is not registered and participating in a training plan approved by the Employment and Training Administration shall be paid not less than the applicable wage rate on the wage determination for the classification of work actually performed. In addition, any trainee performing work on the job site in excess of the ratio permitted under the registered program shall be paid not less than the applicable wage rate on the wage determination for the work actually performed.

In the event the Employment and Training Administration withdraws approval of a training program, the contractor will no longer be permitted to utilize trainees at less than the applicable predetermined rate for the work performed until an acceptable program is approved.

c. Equal employment opportunity. The utilization of apprentices, trainees and journeymen under this part shall be in conformity with the equal employment opportunity requirements of Executive Order 11246, as amended, and 29 CFR part 30.

d. Apprentices and Trainees (programs of the U.S. DOT).

Apprentices and trainees working under apprenticeship and skill training programs which have been certified by the Secretary of Transportation as promoting EEO in connection with Federal-aid highway construction programs are not subject to the requirements of paragraph 4 of this Section IV. The straight time hourly wage rates for apprentices and trainees under such programs will be established by the particular programs. The ratio of apprentices and trainees to journeymen shall not be greater than permitted by the terms of the particular program.

5. Compliance with Copeland Act requirements. The contractor shall comply with the requirements of 29 CFR part 3, which are incorporated by reference in this contract.

6. Subcontracts. The contractor or subcontractor shall insert Form FHWA-1273 in any subcontracts and also require the subcontractors to include Form FHWA-1273 in any lower tier subcontracts. The prime contractor shall be responsible for the compliance by any subcontractor or lower tier subcontractor with all the contract clauses in 29 CFR 5.5.

7. Contract termination: debarment. A breach of the contract clauses in 29 CFR 5.5 may be grounds for termination of the contract, and for

debarment as a contractor and a subcontractor as provided in 29 CFR 5.12.

8. Compliance with Davis-Bacon and Related Act requirements. All rulings and interpretations of the Davis-Bacon and Related Acts contained in 29 CFR parts 1, 3, and 5 are herein incorporated by reference in this contract.

9. Disputes concerning labor standards. Disputes arising out of the labor standards provisions of this contract shall not be subject to the general disputes clause of this contract. Such disputes shall be resolved in accordance with the procedures of the Department of Labor set forth in 29 CFR parts 5, 6, and 7. Disputes within the meaning of this clause include disputes between the contractor (or any of its subcontractors) and the contracting agency, the U.S. Department of Labor, or the employees or their representatives.

10. Certification of eligibility.

a. By entering into this contract, the contractor certifies that neither it (nor he or she) nor any person or firm who has an interest in the contractor's firm is a person or firm ineligible to be awarded Government contracts by virtue of section 3(a) of the Davis-Bacon Act or 29 CFR 5.12(a)(1).

b. No part of this contract shall be subcontracted to any person or firm ineligible for award of a Government contract by virtue of section 3(a) of the Davis-Bacon Act or 29 CFR 5.12(a)(1).

c. The penalty for making false statements is prescribed in the U.S. Criminal Code, 18 U.S.C. 1001.

V. CONTRACT WORK HOURS AND SAFETY STANDARDS ACT

The following clauses apply to any Federal-aid construction contract in an amount in excess of \$100,000 and subject to the overtime provisions of the Contract Work Hours and Safety Standards Act. These clauses shall be inserted in addition to the clauses required by 29 CFR 5.5(a) or 29 CFR 4.6. As used in this paragraph, the terms laborers and mechanics include watchmen and guards.

1. Overtime requirements. No contractor or subcontractor contracting for any part of the contract work which may require or involve the employment of laborers or mechanics shall require or permit any such laborer or mechanic in any workweek in which he or she is employed on such work to work in excess of forty hours in such workweek unless such laborer or mechanic receives compensation at a rate not less than one and one-half times the basic rate of pay for all hours worked in excess of forty hours in such workweek.

2. Violation; liability for unpaid wages; liquidated damages. In the event of any violation of the clause set forth in paragraph (1.) of this section, the contractor and any subcontractor responsible therefor shall be liable for the unpaid wages. In addition, such contractor and subcontractor shall be liable to the United States (in the case of work done under contract for the District of Columbia or a territory, to such District or to such territory), for liquidated damages. Such liquidated damages shall be computed with respect to each individual laborer or mechanic, including watchmen and guards, employed in violation of the clause set forth in paragraph (1.) of this section, in the sum of \$10 for each calendar day on which such individual was required or permitted to work in excess of the standard workweek of forty hours without payment of the overtime wages required by the clause set forth in paragraph (1.) of this section.

3. Withholding for unpaid wages and liquidated damages. The FHWA or the contacting agency shall upon its own action or upon written request of an authorized representative of the Department of Labor withhold or cause to be withheld, from any moneys payable on account of work performed by the contractor or subcontractor under any such

contract or any other Federal contract with the same prime contractor, or any other federally-assisted contract subject to the Contract Work Hours and Safety Standards Act, which is held by the same prime contractor, such sums as may be determined to be necessary to satisfy any liabilities of such contractor or subcontractor for unpaid wages and liquidated damages as provided in the clause set forth in paragraph (2.) of this section.

4. Subcontracts. The contractor or subcontractor shall insert in any subcontracts the clauses set forth in paragraph (1.) through (4.) of this section and also a clause requiring the subcontractors to include these clauses in any lower tier subcontracts. The prime contractor shall be responsible for compliance by any subcontractor or lower tier subcontractor with the clauses set forth in paragraphs (1.) through (4.) of this section.

VI. SUBLETTING OR ASSIGNING THE CONTRACT

This provision is applicable to all Federal-aid construction contracts on the National Highway System.

1. The contractor shall perform with its own organization contract work amounting to not less than 30 percent (or a greater percentage if specified elsewhere in the contract) of the total original contract price, excluding any specialty items designated by the contracting agency. Specialty items may be performed by subcontract and the amount of any such specialty items performed may be deducted from the total original contract price before computing the amount of work required to be performed by the contractor's own organization (23 CFR 635.116).

a. The term "perform work with its own organization" refers to workers employed or leased by the prime contractor, and equipment owned or rented by the prime contractor, with or without operators. Such term does not include employees or equipment of a subcontractor or lower tier subcontractor, agents of the prime contractor, or any other assignees. The term may include payments for the costs of hiring leased employees from an employee leasing firm meeting all relevant Federal and State regulatory requirements. Leased employees may only be included in this term if the prime contractor meets all of the following conditions:

(1) the prime contractor maintains control over the supervision of the day-to-day activities of the leased employees;

(2) the prime contractor remains responsible for the quality of the work of the leased employees;

(3) the prime contractor retains all power to accept or exclude individual employees from work on the project; and

(4) the prime contractor remains ultimately responsible for the payment of predetermined minimum wages, the submission of payrolls, statements of compliance and all other Federal regulatory requirements.

b. "Specialty Items" shall be construed to be limited to work that requires highly specialized knowledge, abilities, or equipment not ordinarily available in the type of contracting organizations qualified and expected to bid or propose on the contract as a whole and in general are to be limited to minor components of the overall contract.

2. The contract amount upon which the requirements set forth in paragraph (1) of Section VI is computed includes the cost of material and manufactured products which are to be purchased or produced by the contractor under the contract provisions.

3. The contractor shall furnish (a) a competent superintendent or supervisor who is employed by the firm, has full authority to direct performance of the work in accordance with the contract requirements, and is in charge of all construction operations (regardless of who performs the work) and (b) such other of its own organizational resources (supervision, management, and engineering services) as the contracting officer determines is necessary to assure the performance of the contract.

4. No portion of the contract shall be sublet, assigned or otherwise disposed of except with the written consent of the contracting officer, or authorized representative, and such consent when given shall not be construed to relieve the contractor of any responsibility for the fulfillment of the contract. Written consent will be given only after the contracting agency has assured that each subcontract is evidenced in writing and that it contains all pertinent provisions and requirements of the prime contract.

5. The 30% self-performance requirement of paragraph (1) is not applicable to design-build contracts; however, contracting agencies may establish their own self-performance requirements.

VII. SAFETY: ACCIDENT PREVENTION

This provision is applicable to all Federal-aid construction contracts and to all related subcontracts.

1. In the performance of this contract the contractor shall comply with all applicable Federal, State, and local laws governing safety, health, and sanitation (23 CFR 635). The contractor shall provide all safeguards, safety devices and protective equipment and take any other needed actions as it determines, or as the contracting officer may determine, to be reasonably necessary to protect the life and health of employees on the job and the safety of the public and to protect property in connection with the performance of the work covered by the contract.

2. It is a condition of this contract, and shall be made a condition of each subcontract, which the contractor enters into pursuant to this contract, that the contractor and any subcontractor shall not permit any employee, in performance of the contract, to work in surroundings or under conditions which are unsanitary, hazardous or dangerous to his/her health or safety, as determined under construction safety and health standards (29 CFR 1926) promulgated by the Secretary of Labor, in accordance with Section 107 of the Contract Work Hours and Safety Standards Act (40 U.S.C. 3704).

3. Pursuant to 29 CFR 1926.3, it is a condition of this contract that the Secretary of Labor or authorized representative thereof, shall have right of entry to any site of contract performance to inspect or investigate the matter of compliance with the construction safety and health standards and to carry out the duties of the Secretary under Section 107 of the Contract Work Hours and Safety Standards Act (40 U.S.C.3704).

VIII. FALSE STATEMENTS CONCERNING HIGHWAY PROJECTS

This provision is applicable to all Federal-aid construction contracts and to all related subcontracts.

In order to assure high quality and durable construction in conformity with approved plans and specifications and a high degree of reliability on statements and representations made by engineers, contractors, suppliers, and workers on Federal-aid highway projects, it is essential that all persons concerned with the project perform their functions as carefully, thoroughly, and honestly as possible. Willful falsification, distortion, or misrepresentation with respect to any facts related to the project is a violation of Federal law. To prevent any misunderstanding regarding the seriousness of these and similar acts, Form FHWA-1022 shall be posted on each Federal-aid highway project (23 CFR 635) in one or more places where it is readily available to all persons concerned with the project:

18 U.S.C. 1020 reads as follows:

"Whoever, being an officer, agent, or employee of the United States, or of any State or Territory, or whoever, whether a person, association, firm, or corporation, knowingly makes any false statement, false representation, or false report as to the character, quality, quantity, or cost of the material used or to be used, or the quantity or quality of the work performed or to be performed, or the cost thereof in connection with the submission of plans, maps, specifications, contracts, or costs of construction on any highway or related project submitted for approval to the Secretary of Transportation; or

Whoever knowingly makes any false statement, false representation, false report or false claim with respect to the character, quality, quantity, or cost of any work performed or to be performed, or materials furnished or to be furnished, in connection with the construction of any highway or related project approved by the Secretary of Transportation; or

Whoever knowingly makes any false statement or false representation as to material fact in any statement, certificate, or report submitted pursuant to provisions of the Federal-aid Roads Act approved July 1, 1916, (39 Stat. 355), as amended and supplemented;

Shall be fined under this title or imprisoned not more than 5 years or both."

IX. IMPLEMENTATION OF CLEAN AIR ACT AND FEDERAL WATER POLLUTION CONTROL ACT

This provision is applicable to all Federal-aid construction contracts and to all related subcontracts.

By submission of this bid/proposal or the execution of this contract, or subcontract, as appropriate, the bidder, proposer, Federal-aid construction contractor, or subcontractor, as appropriate, will be deemed to have stipulated as follows:

1. That any person who is or will be utilized in the performance of this contract is not prohibited from receiving an award due to a violation of Section 508 of the Clean Water Act or Section 306 of the Clean Air Act.

2. That the contractor agrees to include or cause to be included the requirements of paragraph (1) of this Section X in every subcontract, and further agrees to take such action as the contracting agency may direct as a means of enforcing such requirements.

X. CERTIFICATION REGARDING DEBARMENT, SUSPENSION, INELIGIBILITY AND VOLUNTARY EXCLUSION

This provision is applicable to all Federal-aid construction contracts, design-build contracts, subcontracts, lower-tier subcontracts, purchase orders, lease agreements, consultant contracts or any other covered transaction requiring FHWA approval or that is estimated to cost \$25,000 or more – as defined in 2 CFR Parts 180 and 1200.

1. Instructions for Certification – First Tier Participants:

a. By signing and submitting this proposal, the prospective first tier participant is providing the certification set out below.

b. The inability of a person to provide the certification set out below will not necessarily result in denial of participation in this covered transaction. The prospective first tier participant shall submit an explanation of why it cannot provide the certification set out below. The certification or explanation will be considered in connection with the department or agency's determination whether to enter into this transaction. However, failure of the prospective first tier participant to furnish a certification or an explanation shall disqualify such a person from participation in this transaction.

c. The certification in this clause is a material representation of fact upon which reliance was placed when the contracting agency determined to enter into this transaction. If it is later determined that the prospective participant knowingly rendered an erroneous certification, in addition to other remedies available to the Federal Government, the contracting agency may terminate this transaction for cause of default.

d. The prospective first tier participant shall provide immediate written notice to the contracting agency to whom this proposal is submitted if any time the prospective first tier participant learns that its certification was erroneous when submitted or has become erroneous by reason of changed circumstances.

e. The terms "covered transaction," "debarred," "suspended," "ineligible," "participant," "person," "principal," and "voluntarily excluded,"

as used in this clause, are defined in 2 CFR Parts 180 and 1200. "First Tier Covered Transactions" refers to any covered transaction between a grantee or subgrantee of Federal funds and a participant (such as the prime or general contract). "Lower Tier Covered Transactions" refers to any covered transaction under a First Tier Covered Transaction (such as subcontracts). "First Tier Participant" refers to the participant who has entered into a covered transaction with a grantee or subgrantee of Federal funds (such as the prime or general contractor). "Lower Tier Participant" refers any participant who has entered into a covered transaction with a First Tier Participant or other Lower Tier Participants (such as subcontractors and suppliers).

f. The prospective first tier participant agrees by submitting this proposal that, should the proposed covered transaction be entered into, it shall not knowingly enter into any lower tier covered transaction with a person who is debarred, suspended, declared ineligible, or voluntarily excluded from participation in this covered transaction, unless authorized by the department or agency entering into this transaction.

g. The prospective first tier participant further agrees by submitting this proposal that it will include the clause titled "Certification Regarding Debarment, Suspension, Ineligibility and Voluntary Exclusion-Lower Tier Covered Transactions," provided by the department or contracting agency, entering into this covered transaction, without modification, in all lower tier covered transactions and in all solicitations for lower tier covered transactions exceeding the \$25,000 threshold.

h. A participant in a covered transaction may rely upon a certification of a prospective participant in a lower tier covered transaction that is not debarred, suspended, ineligible, or voluntarily excluded from the covered transaction, unless it knows that the certification is erroneous. A participant is responsible for ensuring that its principals are not suspended, debarred, or otherwise ineligible to participate in covered transactions. To verify the eligibility of its principals, as well as the eligibility of any lower tier prospective participants, each participant may, but is not required to, check the Excluded Parties List System website (<https://www.epls.gov/>), which is compiled by the General Services Administration.

i. Nothing contained in the foregoing shall be construed to require the establishment of a system of records in order to render in good faith the certification required by this clause. The knowledge and information of the prospective participant is not required to exceed that which is normally possessed by a prudent person in the ordinary course of business dealings.

j. Except for transactions authorized under paragraph (f) of these instructions, if a participant in a covered transaction knowingly enters into a lower tier covered transaction with a person who is suspended, debarred, ineligible, or voluntarily excluded from participation in this transaction, in addition to other remedies available to the Federal Government, the department or agency may terminate this transaction for cause or default.

* * * * *

2. Certification Regarding Debarment, Suspension, Ineligibility and Voluntary Exclusion – First Tier Participants:

a. The prospective first tier participant certifies to the best of its knowledge and belief, that it and its principals:

(1) Are not presently debarred, suspended, proposed for debarment, declared ineligible, or voluntarily excluded from participating in covered transactions by any Federal department or agency;

(2) Have not within a three-year period preceding this proposal been convicted of or had a civil judgment rendered against them for commission of fraud or a criminal offense in connection with obtaining, attempting to obtain, or performing a public (Federal, State or local) transaction or contract under a public transaction; violation of Federal or State antitrust statutes or commission of embezzlement, theft, forgery, bribery, falsification or destruction of records, making false statements, or receiving stolen property;

(3) Are not presently indicted for or otherwise criminally or civilly charged by a governmental entity (Federal, State or local) with

commission of any of the offenses enumerated in paragraph (a)(2) of this certification; and

(4) Have not within a three-year period preceding this application/proposal had one or more public transactions (Federal, State or local) terminated for cause or default.

b. Where the prospective participant is unable to certify to any of the statements in this certification, such prospective participant shall attach an explanation to this proposal.

2. Instructions for Certification - Lower Tier Participants:

(Applicable to all subcontracts, purchase orders and other lower tier transactions requiring prior FHWA approval or estimated to cost \$25,000 or more - 2 CFR Parts 180 and 1200)

a. By signing and submitting this proposal, the prospective lower tier is providing the certification set out below.

b. The certification in this clause is a material representation of fact upon which reliance was placed when this transaction was entered into. If it is later determined that the prospective lower tier participant knowingly rendered an erroneous certification, in addition to other remedies available to the Federal Government, the department, or agency with which this transaction originated may pursue available remedies, including suspension and/or debarment.

c. The prospective lower tier participant shall provide immediate written notice to the person to which this proposal is submitted if at any time the prospective lower tier participant learns that its certification was erroneous by reason of changed circumstances.

d. The terms "covered transaction," "debarred," "suspended," "ineligible," "participant," "person," "principal," and "voluntarily excluded," as used in this clause, are defined in 2 CFR Parts 180 and 1200. You may contact the person to which this proposal is submitted for assistance in obtaining a copy of those regulations. "First Tier Covered Transactions" refers to any covered transaction between a grantee or subgrantee of Federal funds and a participant (such as the prime or general contract). "Lower Tier Covered Transactions" refers to any covered transaction under a First Tier Covered Transaction (such as subcontracts). "First Tier Participant" refers to the participant who has entered into a covered transaction with a grantee or subgrantee of Federal funds (such as the prime or general contractor). "Lower Tier Participant" refers any participant who has entered into a covered transaction with a First Tier Participant or other Lower Tier Participants (such as subcontractors and suppliers).

e. The prospective lower tier participant agrees by submitting this proposal that, should the proposed covered transaction be entered into, it shall not knowingly enter into any lower tier covered transaction with a person who is debarred, suspended, declared ineligible, or voluntarily excluded from participation in this covered transaction, unless authorized by the department or agency with which this transaction originated.

f. The prospective lower tier participant further agrees by submitting this proposal that it will include this clause titled "Certification Regarding Debarment, Suspension, Ineligibility and Voluntary Exclusion-Lower Tier Covered Transaction," without modification, in all lower tier covered transactions and in all solicitations for lower tier covered transactions exceeding the \$25,000 threshold.

g. A participant in a covered transaction may rely upon a certification of a prospective participant in a lower tier covered transaction that is not debarred, suspended, ineligible, or voluntarily excluded from the covered transaction, unless it knows that the certification is erroneous. A participant is responsible for ensuring that its principals are not suspended, debarred, or otherwise ineligible to participate in covered transactions. To verify the eligibility of its principals, as well as the eligibility of any lower tier prospective participants, each participant may, but is not required to, check the Excluded Parties List System website (<https://www.epls.gov/>), which is compiled by the General Services Administration.

h. Nothing contained in the foregoing shall be construed to require establishment of a system of records in order to render in good faith the

certification required by this clause. The knowledge and information of participant is not required to exceed that which is normally possessed by a prudent person in the ordinary course of business dealings.

i. Except for transactions authorized under paragraph e of these instructions, if a participant in a covered transaction knowingly enters into a lower tier covered transaction with a person who is suspended, debarred, ineligible, or voluntarily excluded from participation in this transaction, in addition to other remedies available to the Federal Government, the department or agency with which this transaction originated may pursue available remedies, including suspension and/or debarment.

* * * * *

Certification Regarding Debarment, Suspension, Ineligibility and Voluntary Exclusion--Lower Tier Participants:

1. The prospective lower tier participant certifies, by submission of this proposal, that neither it nor its principals is presently debarred, suspended, proposed for debarment, declared ineligible, or voluntarily excluded from participating in covered transactions by any Federal department or agency.

2. Where the prospective lower tier participant is unable to certify to any of the statements in this certification, such prospective participant shall attach an explanation to this proposal.

* * * * *

XI. CERTIFICATION REGARDING USE OF CONTRACT FUNDS FOR LOBBYING

This provision is applicable to all Federal-aid construction contracts and to all related subcontracts which exceed \$100,000 (49 CFR 20).

1. The prospective participant certifies, by signing and submitting this bid or proposal, to the best of his or her knowledge and belief, that:

a. No Federal appropriated funds have been paid or will be paid, by or on behalf of the undersigned, to any person for influencing or attempting to influence an officer or employee of any Federal agency, a Member of Congress, an officer or employee of Congress, or an employee of a Member of Congress in connection with the awarding of any Federal contract, the making of any Federal grant, the making of any Federal loan, the entering into of any cooperative agreement, and the extension, continuation, renewal, amendment, or modification of any Federal contract, grant, loan, or cooperative agreement.

b. If any funds other than Federal appropriated funds have been paid or will be paid to any person for influencing or attempting to influence an officer or employee of any Federal agency, a Member of Congress, an officer or employee of Congress, or an employee of a Member of Congress in connection with this Federal contract, grant, loan, or cooperative agreement, the undersigned shall complete and submit Standard Form-LLL, "Disclosure Form to Report Lobbying," in accordance with its instructions.

2. This certification is a material representation of fact upon which reliance was placed when this transaction was made or entered into. Submission of this certification is a prerequisite for making or entering into this transaction imposed by 31 U.S.C. 1352. Any person who fails to file the required certification shall be subject to a civil penalty of not less than \$10,000 and not more than \$100,000 for each such failure.

3. The prospective participant also agrees by submitting its bid or proposal that the participant shall require that the language of this certification be included in all lower tier subcontracts, which exceed \$100,000 and that all such recipients shall certify and disclose accordingly.

**MINIMUM WAGES FOR FEDERAL AND FEDERALLY
ASSISTED CONSTRUCTION CONTRACTS**

This project is funded, in part, with Federal-aid funds and, as such, is subject to the provisions of the Davis-Bacon Act of March 3, 1931, as amended (46 Sta. 1494, as amended, 40 U.S.C. 276a) and of other Federal statutes referred to in a 29 CFR Part 1, Appendix A, as well as such additional statutes as may from time to time be enacted containing provisions for the payment of wages determined to be prevailing by the Secretary of Labor in accordance with the Davis-Bacon Act and pursuant to the provisions of 29 CFR Part 1. The prevailing rates and fringe benefits shown in the General Wage Determination Decisions issued by the U.S. Department of Labor shall, in accordance with the provisions of the foregoing statutes, constitute the minimum wages payable on Federal and federally assisted construction projects to laborers and mechanics of the specified classes engaged on contract work of the character and in the localities described therein.

General Wage Determination Decisions, modifications and supersedes decisions thereto are to be used in accordance with the provisions of 29 CFR Parts 1 and 5. Accordingly, the applicable decision, together with any modifications issued, must be made a part of every contract for performance of the described work within the geographic area indicated as required by an applicable DBRA Federal prevailing wage law and 29 CFR Part 5. The wage rates and fringe benefits contained in the General Wage Determination Decision shall be the minimum paid by contractors and subcontractors to laborers and mechanics.

NOTICE

The most current **General Wage Determination Decisions** (wage rates) are available on the IDOT web site. They are located on the Letting and Bidding page at <http://www.dot.state.il.us/desenv/delett.html>.

In addition, ten (10) days prior to the letting, the applicable Federal wage rates will be e-mailed to subscribers. It is recommended that all contractors subscribe to the Federal Wage Rates List or the Contractor's Packet through IDOT's subscription service.

PLEASE NOTE: if you have already subscribed to the Contractor's Packet you will automatically receive the Federal Wage Rates.

The instructions for subscribing are at <http://www.dot.state.il.us/desenv/subsc.html>.

If you have any questions concerning the wage rates, please contact IDOT's Chief Contract Official at 217-782-7806.