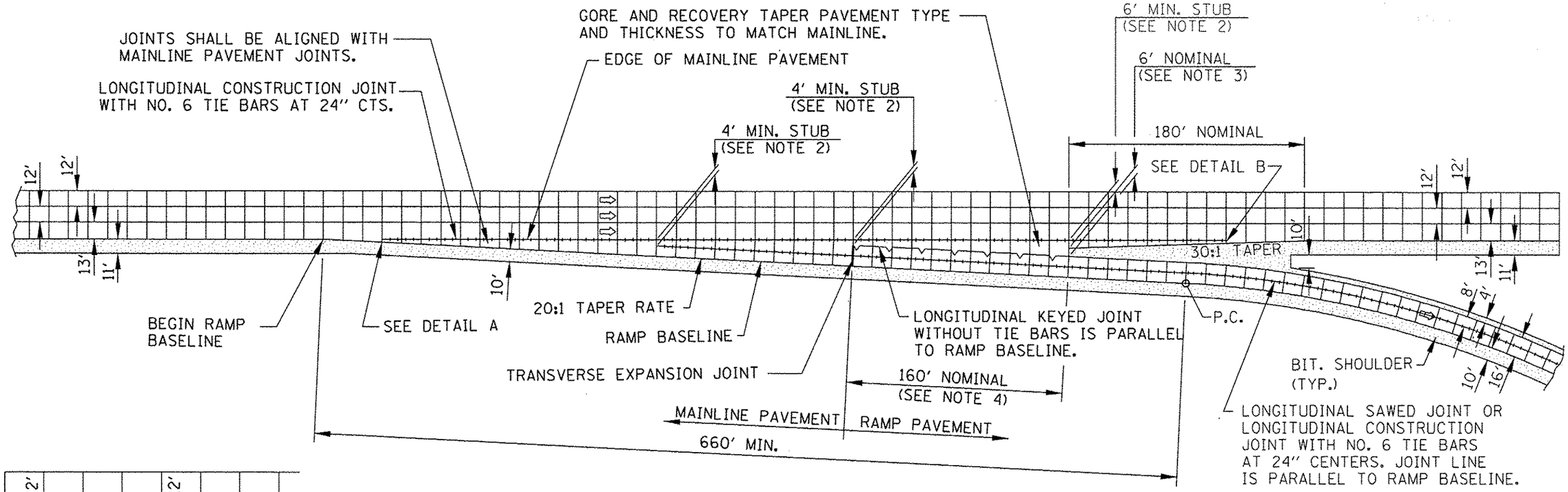

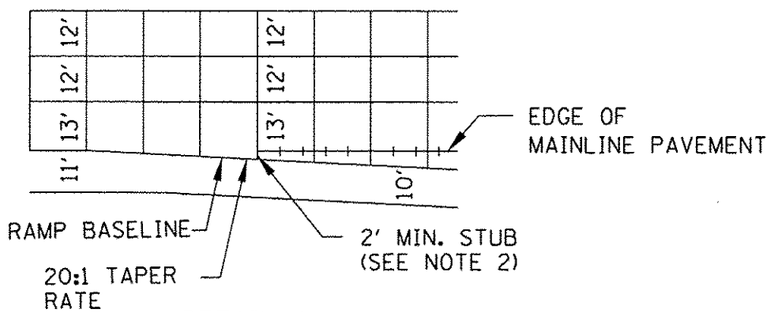

DETAIL A

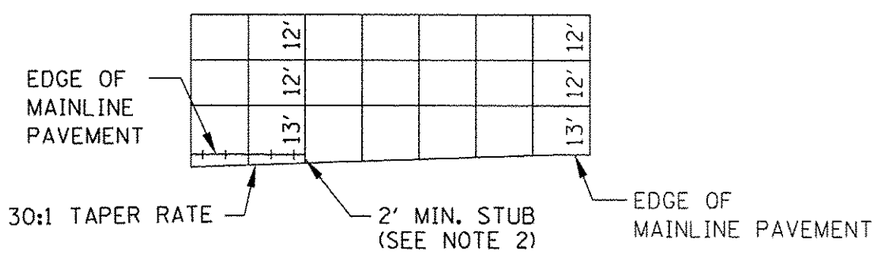

DETAIL B

NOTES:

1. ALL PAVEMENT JOINTS SHALL BE DETAILED AS SHOWN ON I.D.O.T. HWY. STANDARD 420001, EXCEPT EXPANSION JOINT SEALS SHALL BE AS DESCRIBED IN THE SPECIAL PROVISION, BONDED PREFORMED JOINT SEALER.
2. STUBS SHALL BE THE MINIMUM DIMENSION AS SHOWN AND ALIGNED WITH A MAINLINE TRANSVERSE JOINT.
3. 6-FOOT NOSE LOCATION SHALL BE ADJUSTED TO BE ALIGNED WITH A MAINLINE TRANSVERSE JOINT.
4. THE THICKNESS OF THE JOINTED RAMP PAVEMENT IN THE TANGENT AREA SHALL MATCH THE MAINLINE PAVEMENT. THE EXTRA THICKNESS OF PAVEMENT SHALL BE INCLUDED IN THE PRICE FOR THE RAMP PAVEMENT.
5. TYPICAL PCC PAVEMENT JOINT SPACING SHALL BE 15 FEET.
6. AS ADDITIONAL RAMP LANES ARE ADDED, THE MAXIMUM JOINT SPACING SHALL BE 15' LONG BY 15' WIDE. TYPICAL SPACING IS 15' LONG BY 12' WIDE. LONGITUDINAL JOINT LOCATIONS IN THE WHEEL PATH SHALL BE MINIMIZED.

Illinois Tollway
Open Roads for a Faster Future

DATE	REVISIONS

JOINTING PLAN
EXIT RAMP TERMINAL
(JOINTED PCC RAMP PAVEMENT ADJACENT TO JOINTED PCC MAINLINE PAVEMENT)

STANDARD A15-00

APPROVED Jeff Daley CHIEF ENGINEER DATE 10-15-2007