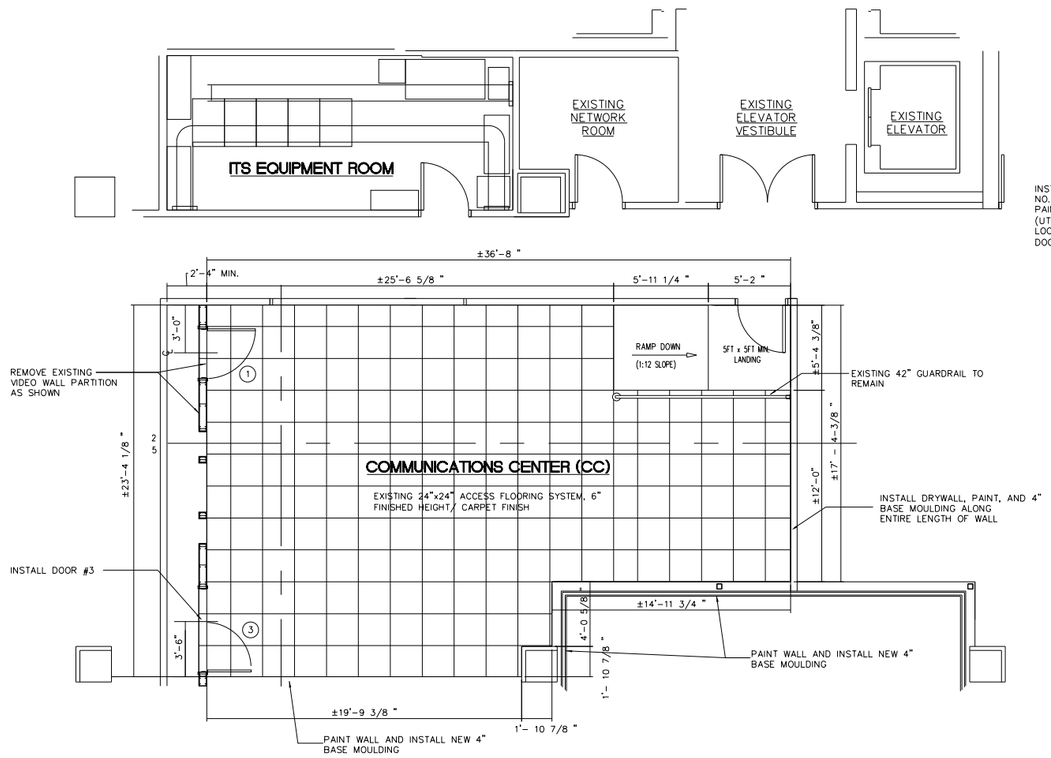

PROPOSED FLOOR PLAN

SCALE: 1/4" = 1'-0"

0 1' 2' 4' 8'

DIMENSION DISCLAIMER:
ALL DIMENSIONS AS SHOWN ARE APPROXIMATE, CONTRACTOR TO VERIFY ACTUAL DIMENSIONS IN FIELD AND CONSIDER ANY VARIANCES WHEN CONDUCTING PROPOSED WORK; IN ORDER TO ACHIEVE DESIRED CONDITIONS. CONTRACTOR IS TO BRING TO ENGINEER'S ATTENTION ANY DISCREPANCIES WHICH WILL NOT ALLOW THE FINAL WORK TO BE COMPLETED AS REFLECTED IN THESE CONTRACT DRAWINGS.

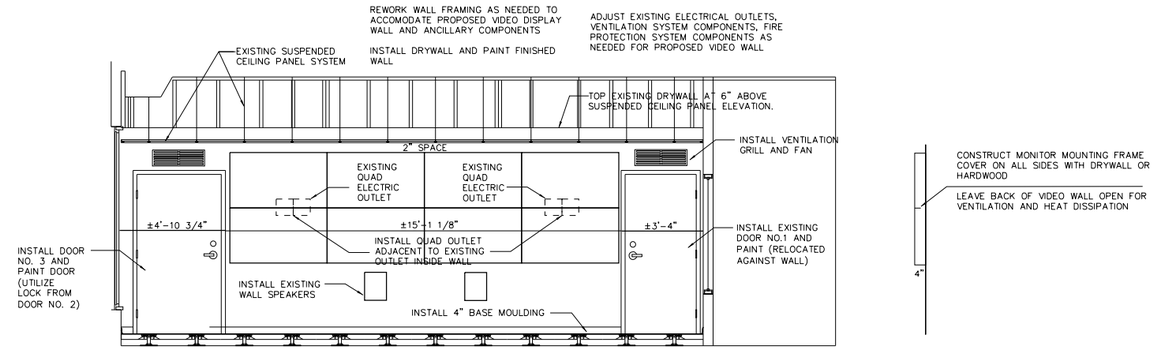

1/5 SECTION

SCALE: 3/8" = 1'-0"

0 6" 1' 2' 4'

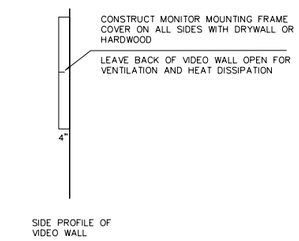

SIDE PROFILE OF VIDEO WALL

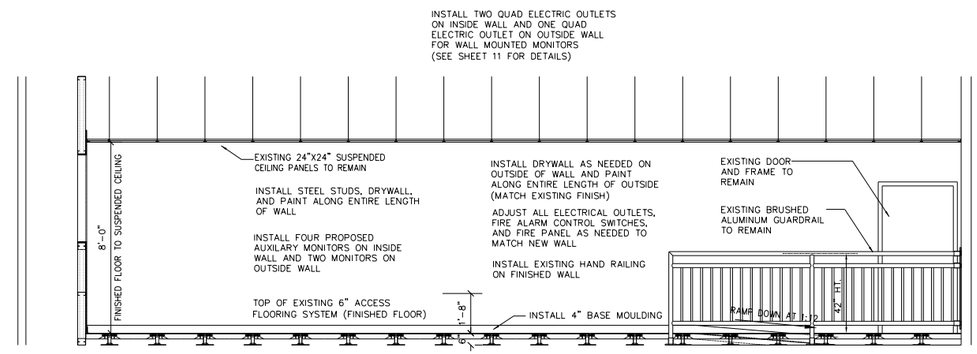

2/5 SECTION

SCALE: 3/8" = 1'-0"

0 6" 1' 2' 4'

FILE NAME = 68B73 - Com Center Plans (Final Plans 3-28-14).dgn	USER NAME = keithbr	DESIGNED -	REVISED -	STATE OF ILLINOIS DEPARTMENT OF TRANSPORTATION	DRYWALL AND PAINT WORK – PROPOSED ITEMS IDOT DISTRICT 4 COMMUNICATIONS CENTER	F.A.I. RTE.	SECTION	COUNTY	TOTAL SHEETS	SHEET NO.
		DRAWN -	REVISED -			74	D4 ITS SYSTEM 2014	PEORIA	11	10
	PLOT SCALE = 95.1470 ' / in.	CHECKED -	REVISED -					CONTRACT NO. 68B72		
	PLOT DATE = 3/28/2014	DATE -	REVISED -		SCALE: STA. TO STA.		ILLINOIS FED. AID PROJECT			