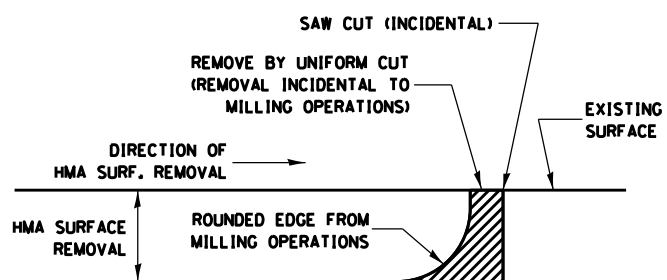
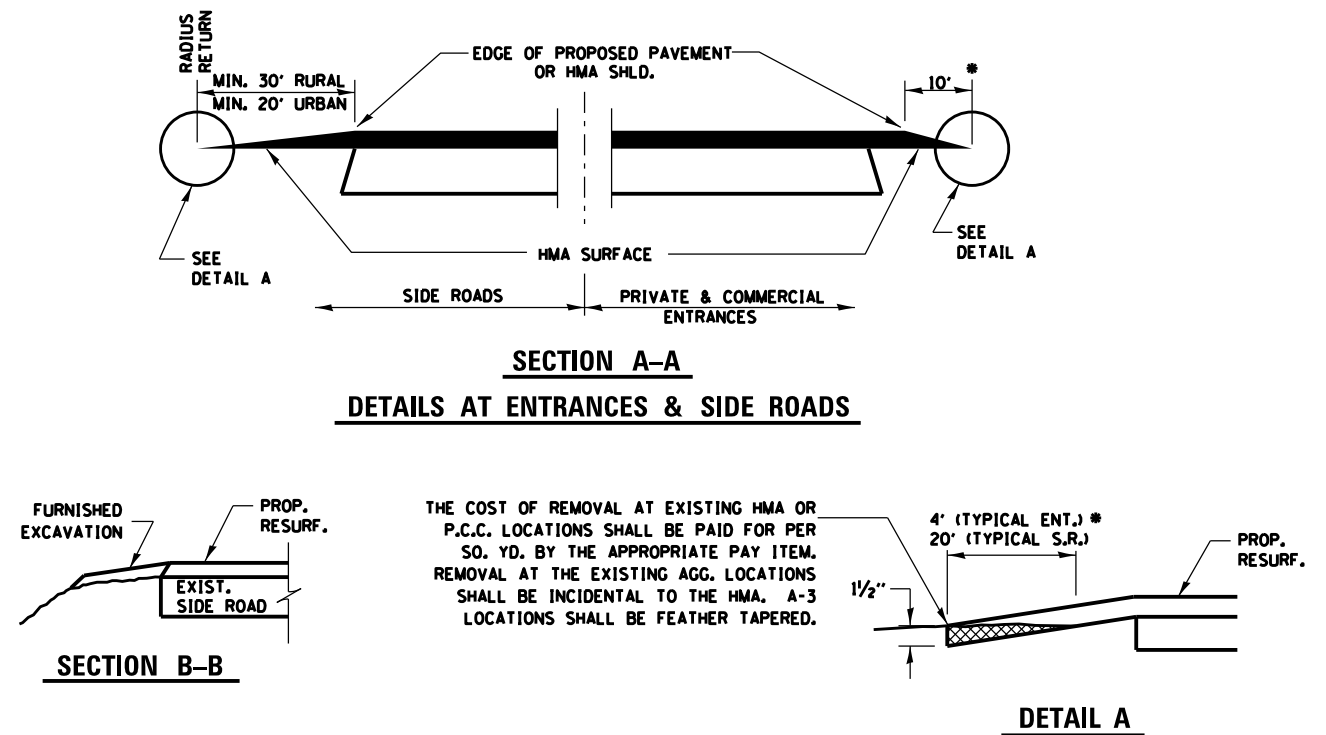


RURAL MAILBOX TURNOUT DETAILS

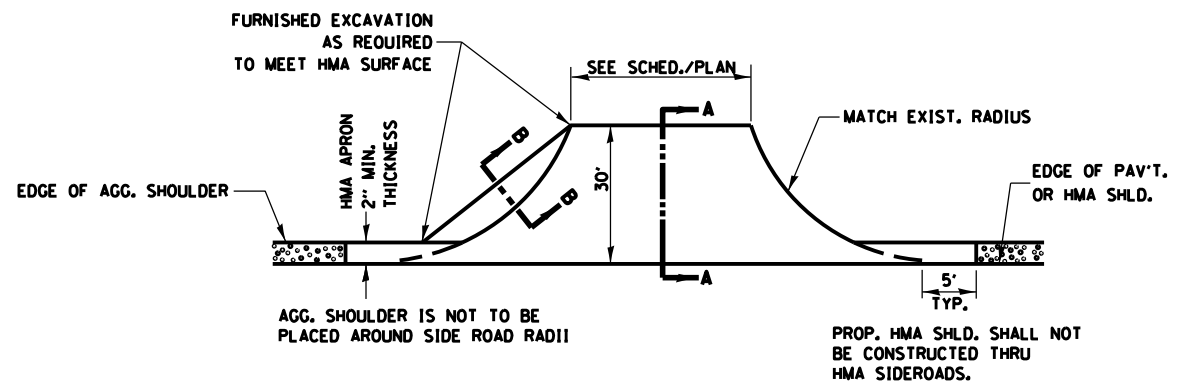


NOTE:
 WHEN MILLING OPERATIONS PRODUCE A ROUNDED EDGE, THEN A SAW CUT SHALL BE USED TO MANUFACTURE A PERPENDICULAR EDGE AS SHOWN IN THE DETAIL. THE ENGINEER SHALL BE THE SOLE JUDGE CONCERNING THE USE OF THIS DETAIL

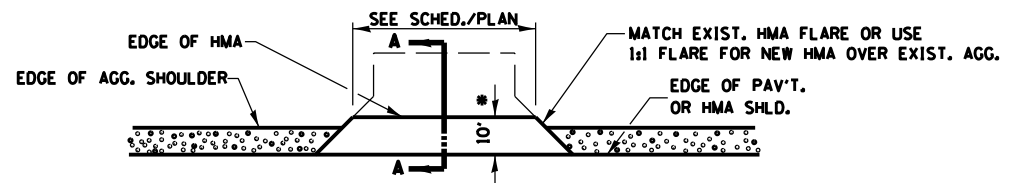
HMA DETAIL AT BUTT JOINTS



**SECTION A-A
 DETAILS AT ENTRANCES & SIDE ROADS**



PLAN AT SIDE ROADS



PLAN AT PRIVATE & COMMERCIAL ENTRANCES

(DO NOT RESURFACE FIELD ENTRANCES)

* PROPOSED HMA RESURFACING AT PUBLIC EDUCATIONAL FACILITY ENTRANCES SHALL BE EXTENDED TO THE RIGHT-OF-WAY LIMITS.

FILE NAME =	USER NAME = \$USER\$	DESIGNED -	REVISED -	STATE OF ILLINOIS DEPARTMENT OF TRANSPORTATION	DETAILS			F.A.S. RTE.	SECTION	COUNTY	TOTAL SHEETS	SHEET NO.
\$FILEL\$		DRAWN -	REVISED -					1249	(23)RS-7	BUREAU	16	14
	PLOT SCALE = \$SCALE\$	CHECKED -	REVISED -		CONTRACT NO. 66A02							
	PLOT DATE = \$DATE\$	DATE -	REVISED -		SCALE:	SHEET NO.	OF SHEETS	STA.	TO STA.	ILLINOIS FED. AID PROJECT		