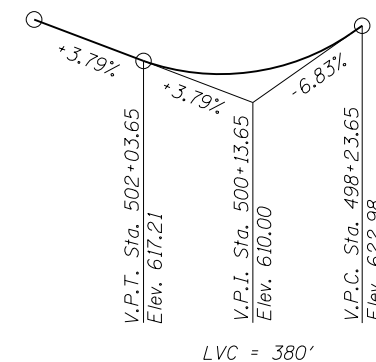
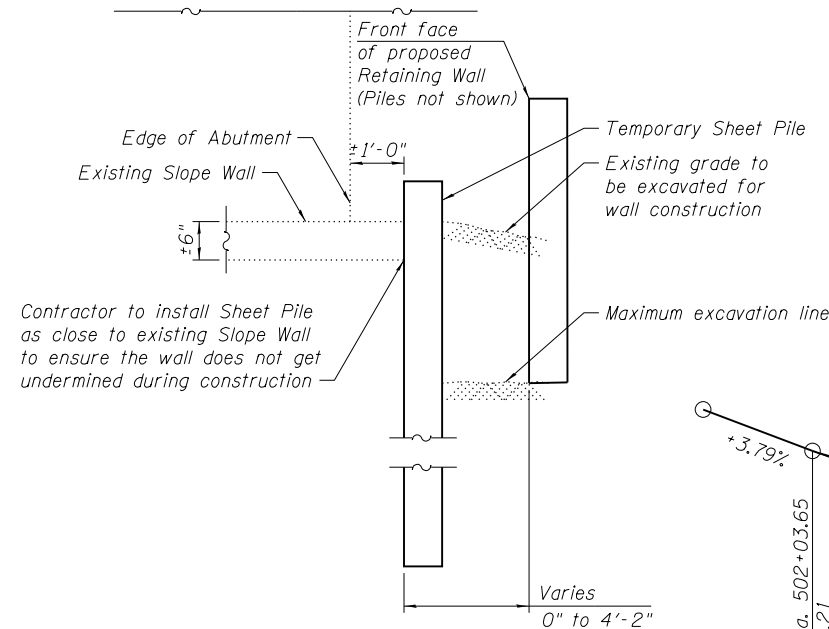
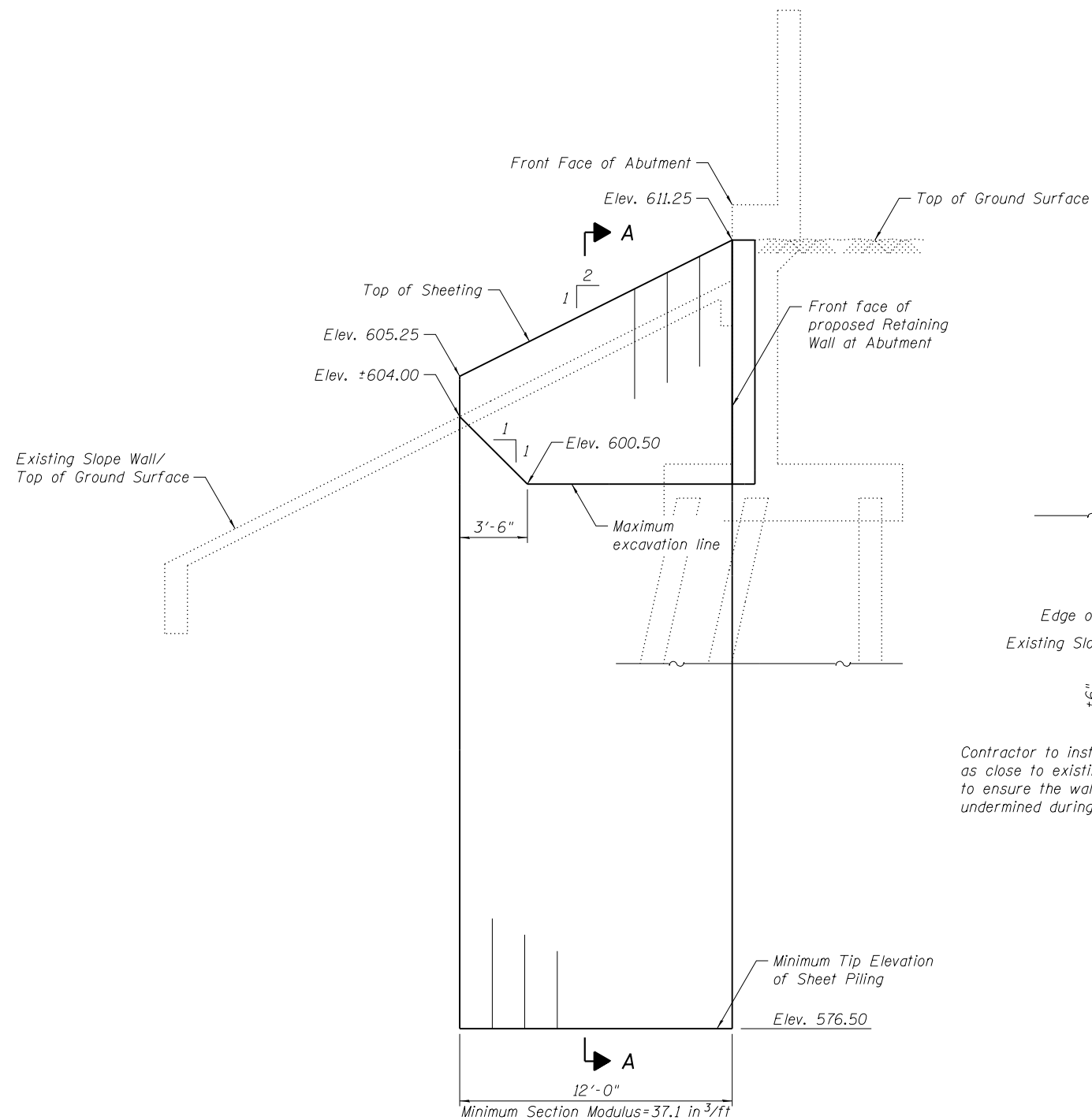


GENERAL NOTES

Reinforcement bars designated (E) shall be epoxy coated.
 The timber lagging shall be a minimum 3 inch nominal rough-sawn thickness with a minimum allowable bending stress of 1,000 psi.
 Concrete sealer shall be applied to exposed surfaces of the front face, top face, and back face of the wall.
 If the contractor chooses to alter the temporary cantilevered sheet piling design requirements shown on the drawings, a design submittal including details and calculations will be required for review and acceptance by the Engineer.
 The Concrete Facing shall not be poured before all grading work behind and above the wall are complete.
 Any removal of the existing wall to complete grading or installation of the proposed retaining wall is included in the cost of Concrete Structures. Removal shall be approved by the engineer.

TOTAL BILL OF MATERIAL

Item	Unit	Total
Structure Excavation	Cu Yd	80
Concrete Structures	Cu Yd	145
Form Liner Textured Surface	Sq Ft	3,166
Stud Shear Connectors	Each	438
Reinforcement Bars, Epoxy Coated	Pound	11,700
Concrete Sealer	Sq Ft	3,098
Geocomposite Wall Drain	Sq Yd	220
Concrete Gutter, Type B	Foot	267
Drilling And Setting Soldier Piles (In Soil)	Cu Ft	10,928
Granular Backfill For Structures	Cu Yd	370
Untreated Timber Lagging	Sq Ft	2,743
Furnishing Soldier Piles (W Section)	Foot	1,623
Temporary Sheet Piling	Sq Ft	400
Pipe Underdrains For Structures 4"	Foot	293




CURVE DATA
 P.I. Sta. = 504+39.90
 Δ = 3° 28' 47" (LT)
 D = 2° 51' 53"
 R = 2,000.00'
 T = 60.75'
 L = 121.47'
 E = 0.92'
 e =
 T.R. =
 S.E. Run =
 P.C. Sta. = 503+79.15
 P.T. Sta. = 505+00.62

TEMPORARY SHEET PILE ELEVATION
 (Looking North)

SECTION A-A

PROFILE GRADE
 (along Willow Springs Road)

FILE NAME = SA\JUL163800-6399\6346\052\Micro\Structural\Retaining Wall\60NE2-sh1-802-01.dgn



1170 SOUTH HOUBOLT ROAD
 JOLIET, ILLINOIS 60431
 (815) 744-4200
 IDFPR NO. 184-001273

USER NAME = brianf	DESIGNED - KJL	REVISED
PLOT SCALE =	CHECKED - RRD	REVISED
PLOT DATE = 2/25/2014	DRAWN - BJF	REVISED
	CHECKED - RRD	REVISED

**STATE OF ILLINOIS
 DEPARTMENT OF TRANSPORTATION**

**GENERAL NOTES AND BILL OF MATERIAL
 STRUCTURE NO. 016-2015**

SHEET NO. 2 OF 12 SHEETS

F.A.U. RTE.	SECTION	COUNTY	TOTAL SHEETS	SHEET NO.
2697	B-N-5	COOK	129	76
CONTRACT NO. 60T24				
ILLINOIS FED. AID PROJECT				