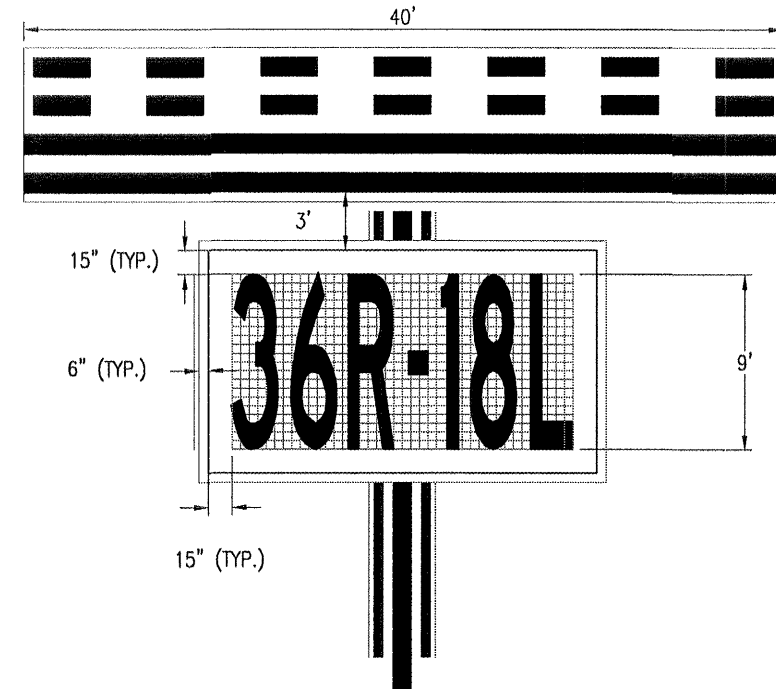


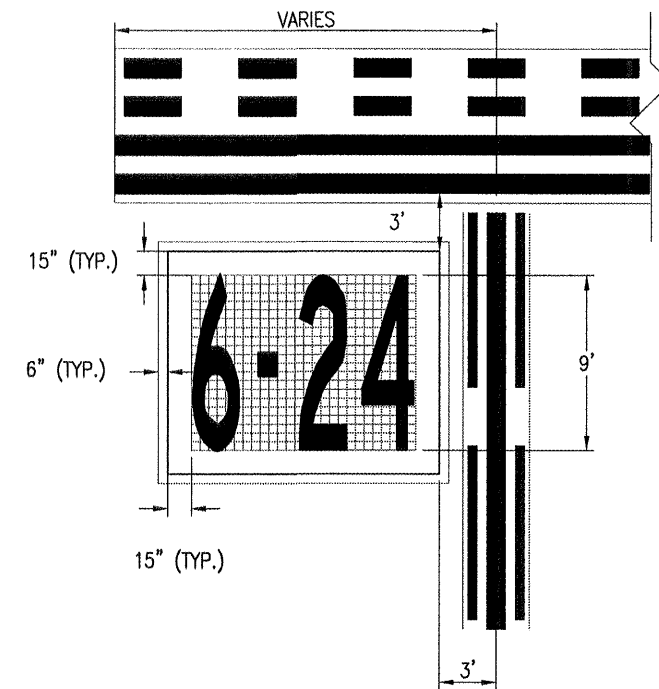
**SURFACE PAINTED HOLDING POSITION SIGN DETAIL**  
 TAXIWAY A, A-1, A-2, B, G, H, J SHORT OF RUNWAY 18L-36R  
 NOT TO SCALE

NOTE: GRID SHOWN FOR PROPER SIZING OF INSCRIPTIONS  
 - NOT TO BE PAINTED. GRID SPACING IS 0.45 FEET.



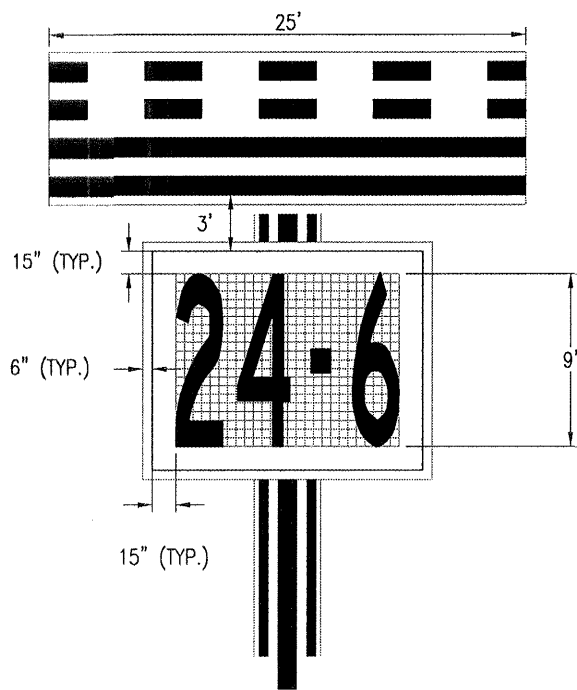
**SURFACE PAINTED HOLDING POSITION SIGN DETAIL**  
 TAXIWAY B SHORT OF RUNWAY 36R-18L  
 NOT TO SCALE

NOTE: GRID SHOWN FOR PROPER SIZING OF INSCRIPTIONS  
 - NOT TO BE PAINTED. GRID SPACING IS 0.45 FEET.



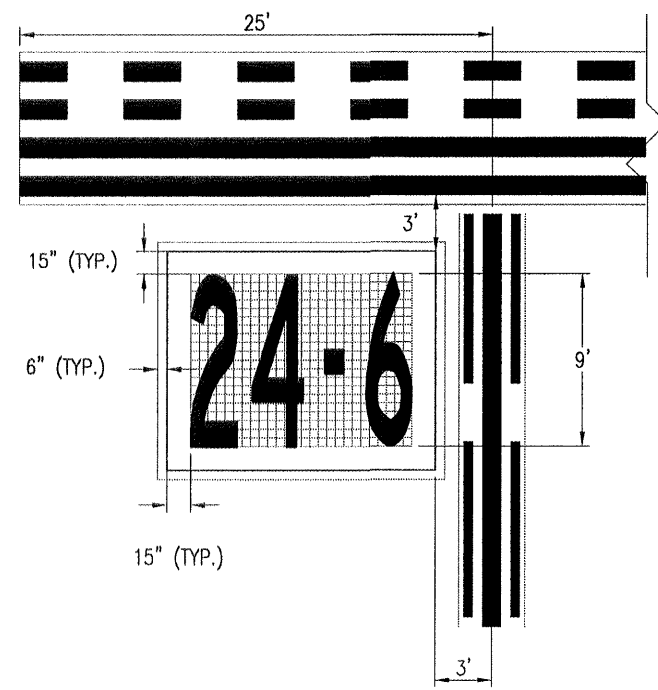
**SURFACE PAINTED HOLDING POSITION SIGN DETAIL**  
 TAXIWAY B-1, B SHORT OF RUNWAY 6-24  
 NOT TO SCALE

NOTE: GRID SHOWN FOR PROPER SIZING OF INSCRIPTIONS  
 - NOT TO BE PAINTED. GRID SPACING IS 0.45 FEET.



**SURFACE PAINTED HOLDING POSITION SIGN DETAIL**  
 TAXIWAY C SHORT OF RUNWAY 24-6  
 NOT TO SCALE

NOTE: GRID SHOWN FOR PROPER SIZING OF INSCRIPTIONS  
 - NOT TO BE PAINTED. GRID SPACING IS 0.45 FEET.

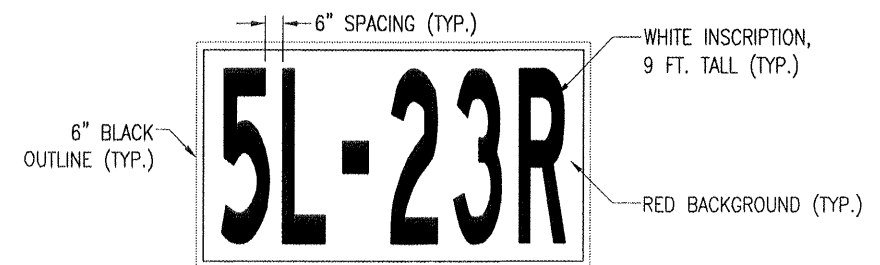


**SURFACE PAINTED HOLDING POSITION SIGN DETAIL**  
 TAXIWAY A SHORT OF RUNWAY 24-6  
 NOT TO SCALE

NOTE: GRID SHOWN FOR PROPER SIZING OF INSCRIPTIONS  
 - NOT TO BE PAINTED. GRID SPACING IS 0.45 FEET.

**SURFACE PAINTED HOLDING POSITION SIGN NOTES:**

1. SURFACE PAINTED HOLDING POSITION SIGNS SHALL BE PAINTED FOLLOWING PAVING OPERATIONS AT THE LOCATIONS SHOWN ON THE PAVEMENT MARKING PLAN SHEETS. IT IS INTENDED THAT THE MARKINGS WILL ALSO BE PAINTED AT LOCATIONS OUTSIDE OF THE RESURFACED AREAS. THE CONTRACTOR SHALL FIELD VERIFY THAT THE SURFACE PAINTED HOLDING POSITION SIGNS MEET THE STANDARD DIMENSIONS SHOWN. THE CONTRACTOR SHALL NOTIFY THE RESIDENT ENGINEER OF ANY VARIATION FROM THE DIMENSIONS AND LOCATIONS SHOWN.
2. THE STENCILS FOR THE SURFACE PAINTED HOLDING POSITION SIGNS SHALL BE THE RESPONSIBILITY OF THE CONTRACTOR. AT THE CONCLUSION OF THE PROJECT, THE CONTRACTOR SHALL BE RESPONSIBLE FOR PROVIDING A SET OF STENCILS TO THE AIRPORT THAT MATCH THE SIGN DIMENSIONS PAINTED AT THIS AIRPORT.
3. THE SURFACE PAINTED HOLDING POSITION SIGNS SHALL BE ORIENTED PARALLEL TO THE RUNWAY HOLDING POSITION MARKING.
4. SURFACE PAINTED HOLDING POSITIONS SIGNS SHALL BE LOCATED BASED ON DIMENSIONS FROM THE TAXIWAY CENTERLINE AND RUNWAY HOLDING POSITION MARKING. IF THE TAXIWAY CENTERLINE AND THE RUNWAY HOLDING POSITION MARKING ARE NOT PERPENDICULAR TO TO EACH OTHER, THE DIMENSION FROM THE CENTERLINE SHALL BE MEASURED TO THE NEAREST POINT ON THE SURFACE PAINTED SIGN.



**SURFACE PAINTED HOLDING POSITION SIGN DETAIL**  
 TYPICAL COLOR SCHEME  
 NOT TO SCALE

DATE	REVISION	BY

**SOUTHERN ILLINOIS AIRPORT**  
 MURPHYSBORO / CARBONDALE, ILLINOIS

**SIA**  
 SOUTHERN ILLINOIS AIRPORT

IL PROJ.: MDH-3892 A.I.P. PROJ.: 3-17-0009-B29

Hanson Project No. 0840067D-0800	FLANSBURG R-551MRK.DWG	Scale: NOT TO SCALE	Date: 01/26/09
LAYOUT	JSL	04/03/09	04/10/09
DRAWN	JSL	01/26/09	04/10/09
REVIEWED	CAH		

**HANSON**

Hanson Professional Services Inc.  
 1825 South Sixth Street  
 Springfield, Illinois 62703-2886  
 Offices Nationwide

REHABILITATE  
 TAXIWAY "B"  
 PROPOSED SURFACE PAINTED  
 HOLDING POSITION MARKING  
 SIGN DETAILS

MAY 12, 2009 11:37 AM KINCAID0394  
 C:\AIRPORTS\SIH-CARBONDALE\0840067\CADD\AIRPORT\SHEET\R-551MRK.DWG - Layout1