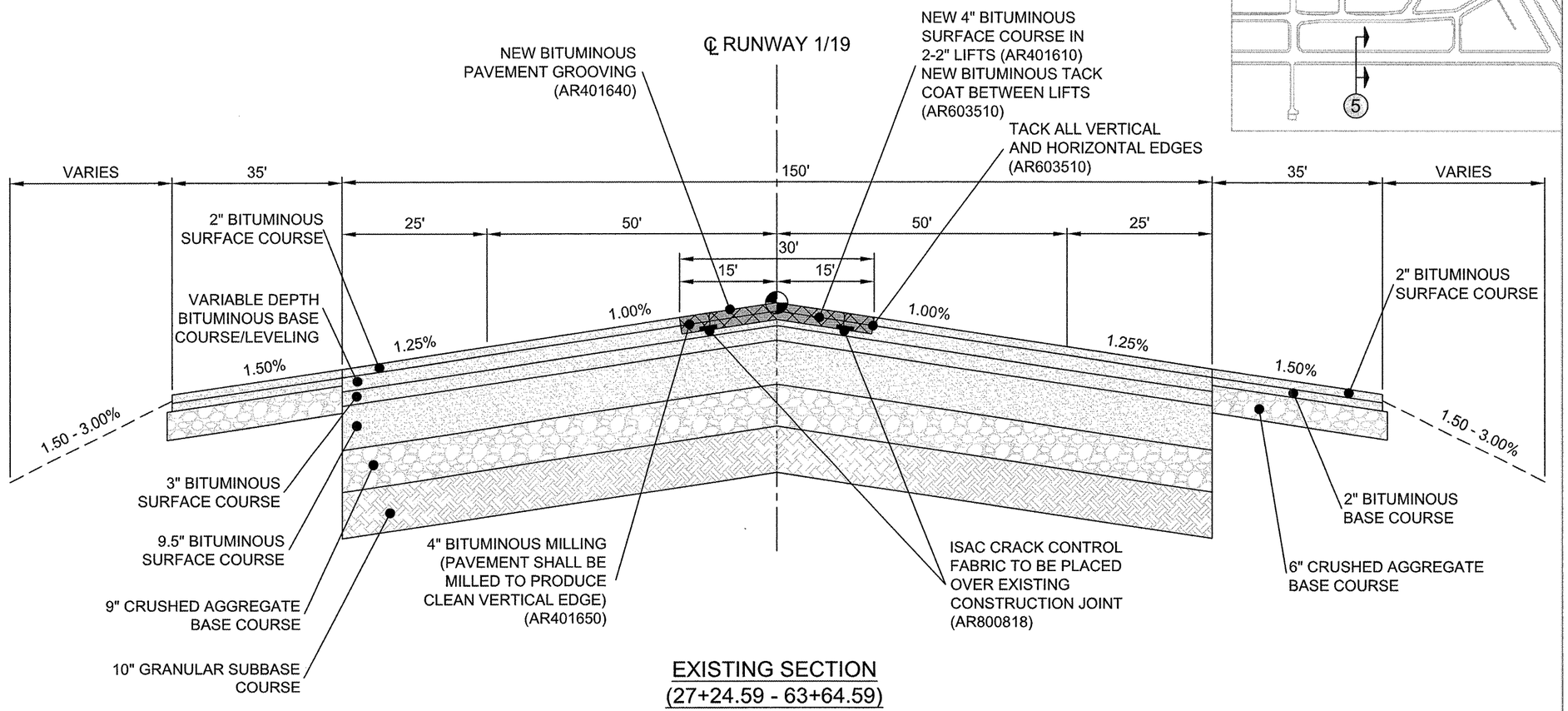

EXISTING SECTION
(27+24.59 - 63+64.59)

(not to scale)

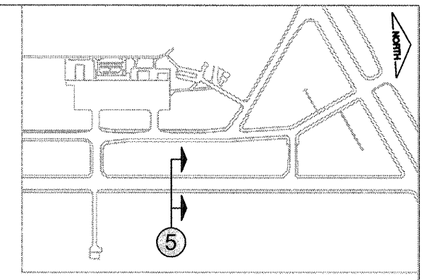

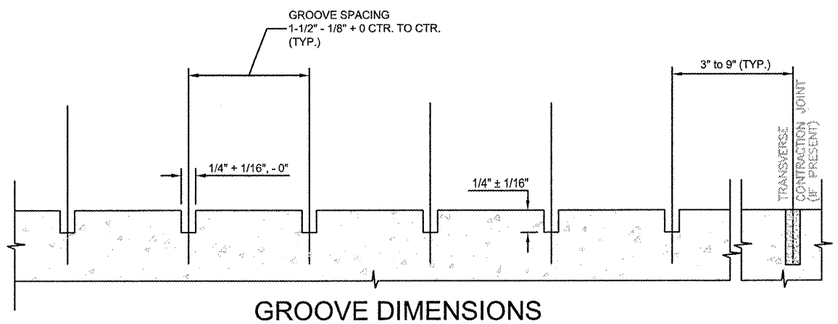

GROOVE DIMENSIONS
(not to scale)

GROOVING NOTES

1. TRANSVERSE CONTRACTION JOINT SPACING IS AS SHOWN ON THE PLANS.

2. GROOVING SHALL BE CONTINUOUS ACROSS LONGITUDINAL JOINTS.

3. SUCCESSIVE PASSES OF GROOVING MACHINE SHALL NOT OVERLAP.

4. GROOVES SHALL NOT CONTINUE THROUGH LONGITUDINAL OR DIAGONAL SAW KERFS (IF PRESENT) WHERE LIGHTING CABLES ARE INSTALLED.

5. EXTREME CARE SHOULD BE TAKEN WHEN GROOVING NEAR IN-PAVEMENT LIGHT FIXTURES. GROOVES SHALL BE SAWED NO CLOSER THAN 6" AND NO MORE THAN 18" FROM SUCH FACILITIES.

6. CLEANUP OF WASTE MATERIAL SHALL BE CONTINUOUS AND TIMELY DURING THE GROOVING OPERATION. WASTE MATERIAL SHALL BE DISPOSED OF BY THE USE OF A VACUUM PICK-UP SWEEPER AND SHALL BE DISPOSED OF OFF OF AIRPORT PROPERTY.

7. EXTREME CARE SHOULD BE TAKEN WHEN GROOVING NEAR PAVEMENT SENSOR FIXTURES. GROOVES SHALL BE SAWED NO CLOSER THAN 6" AND NO MORE THAN 18" FROM SUCH FACILITIES.

AA2: TYPICAL SECTIONS AND DETAILS (2TY1)

RO017
5A

CMT
CRAWFORD, MURPHY & TILLY, INC.
CONSULTING ENGINEERS
Copyright CMT, Inc.

Chicago Rockford International Airport

FLYRFD.COM

ROCKFORD, ILLINOIS

GREATER ROCKFORD AIRPORT AUTHOIRTY

3-17-0088-XX
RFD-3909

REHAB. TWY B SOUTH PHASE 2

Revisions

Date	Description

0 — 1
THIS BAR IS EQUAL TO 1" AT FULL SCALE (17 X 11).

DESIGN BY:	CMT-ARR
DRAWN BY:	CMT-ARR
CHECKED BY:	CMT-ARR
APPROVED BY:	CMT-RFD
DATE:	5/8/2009
JOB No:	09258-04-00

TYPICAL SECTIONS AND DTLS. (2TY1)

55

SHEET 55 OF 59 SHEETS

DATE: Monday, May 11, 2009 4:04:27 PM
FILE: K:\Rockford\0925804 Rehab Twy B South Ph2\Dwg\Sheets\55-2TY1.dwg
UPDATE BY: Jeremy Lynn Jenke
LAYOUT: 55-2TY1
IMAGE FILES: 101-rfd_logo.jpg
XREF DWG: tbclnt.dwg
X01_Etopo.DWG