LA038

K:\LansingAp\0529702\Draw\Sheets
FILE: 12-elec-1.dwg
LAYOUT: Layout 1
UPDATE BY: Tony Marin
SURVEY BOOK #
DATE: Friday, February 27, 2009 3:07:24 PM
XREF DWG: Base-txy.dwg
tbclnt.dwg
tb.dwg

AIRFIELD SIGNAGE SCHEDULE

PROPOSED SIGN NUMBER	PROPOSED NUMBER CHARACTERS	PROPOSED SIGN FACE	EXISTING SIGN LEGEND	PROPOSED SIGN LEGEND	PROPOSED SIGN TYPE	PROPOSED SIGN LOCATION
S1	3	E W	N/A	W BLANK M 36	2,0 2,1	STA. 2+00, 37.5' RT ℄ TAXIWAY M
S2	2	N S	N/A	← M BLANK	3 0	STA 101+60, 57.5' LT ℄ RUNWAY 18/36
* S3	N/A	E W	L ← B L 18-36	L BLANK L 18-36	2,0 N/C	STA. 2+00, 37.5' RT ℄ TAXIWAY L
S4	2	E W	N/A	← B BLANK	3 0	STA 2+34.5, 40' LT. ℄ TAXIWAY M
S5	3	E W	N/A	← B → BLANK	3 0	STA 2+34.5, 40' LT. ℄ TAXIWAY L

* EXISTING SIGN TO BE MODIFIED WAS MANUFACTURED BY STANDARD SIGNS.

PROPOSED SIGN TYPE LEGEND

0 — BLANK PANEL – BLACK
1 — RUNWAY/TAXIWAY HOLDLINE – WHITE LEGEND ON RED BACKGROUND
2 — LOCATION SIGN – YELLOW LEGEND ON BLACK BACKGROUND
3 — DIRECTION SIGN – BLACK LEGEND ON YELLOW BACKGROUND

NOTE:

PROPOSED GUIDANCE SIGNS PANEL SIZE WILL BE BASED ON THE MANUFACTURERS RECOMENDATION.

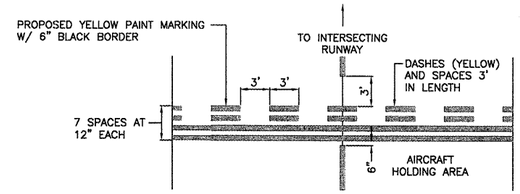

RUNWAY HOLDING POSITION MARKER
NOT TO SCALE

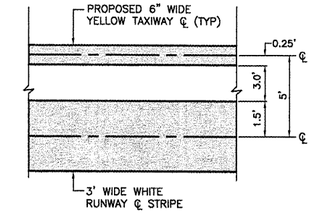

TAXIWAY TANGENT DETAIL
NOT TO SCALE

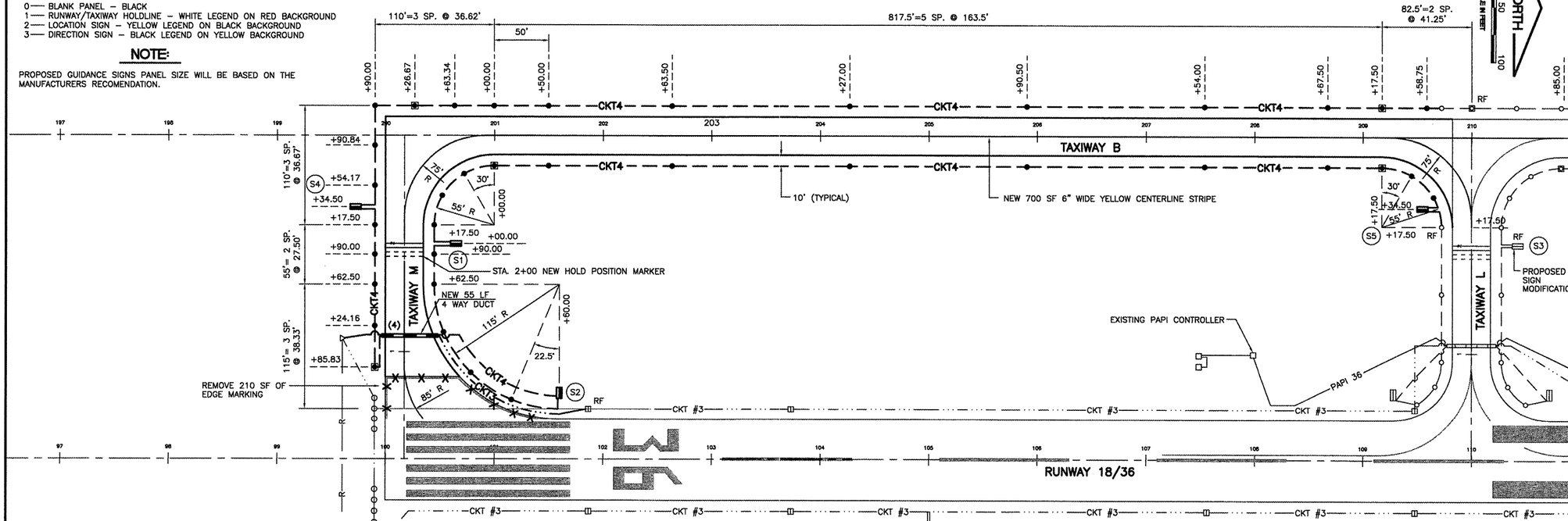

LIGHTING NOTES

1. CONNECT PROPOSED CABLE TO EXISTING CABLE AT HANDHOLE, GUIDANCE SIGN, TAXIWAY LIGHT, RUNWAY LIGHT OR SPLICE CAN. THE COST OF SPLICING SHALL BE INCIDENTAL TO AIRFIELD LIGHTING CABLE INSTALLATION.
2. THE CONTRACTOR SHALL VERIFY THAT THE EXISTING RUNWAY/TAXIWAY LIGHTING CIRCUITS ARE OPERATIONAL AT THE END OF EACH WORKING DAY.
3. THE ROUTING OF PROPOSED AND EXISTING CABLE SHOWN IS FOR INFORMATION ONLY. THE EXACT ROUTING SHALL BE FIELD COORDINATED WITH THE RESIDENT ENGINEER.
4. ANY EXISTING CABLE MARKERS THAT ARE DISTURBED SHALL BE REMOVED AND REINSTALLED AT THE SAME LOCATION. COST SHALL BE INCIDENTAL TO GRADING.
5. ALL EXISTING TAXIWAY AND RUNWAY AIRFIELD LIGHTING CIRCUITS, FAA CABLES AND OTHER AIRPORT ELECTRICAL CABLES SHALL REMAIN IN SERVICE UNTIL REPLACED AS DIRECTED BY THE ENGINEER. ALL TEMPORARY CABLING AND SPLICING SHALL BE CONSIDERED INCIDENTAL TO CONTRACT.
6. AT ANY LOCATION WHERE THE PROPOSED DUCT OR CABLE ROUTE CROSSES AN EXISTING UTILITY, THE CONTRACTOR SHALL HAND DIG AND LOCATE THE EXISTING UTILITY PRIOR TO TRENCHING. COST OF LOCATING ALL EXISTING UTILITIES SHALL BE INCIDENTAL TO THE CONTRACT.
7. CONTRACTOR SHALL PROVIDE PULL WIRE FOR ALL DUCT BANKS AND CAP THE UNUSED DUCT BANKS FOR FUTURE USE.
8. EACH CABLE SHALL HAVE A MINIMUM OF 6' SLACK IN EACH ELECTRICAL HANDHOLE/MANHOLE AND SHALL BE TAGGED AND PAID FOR PER LINEAL FOOT. ALL OTHER CABLE SLACK IN LIGHTS AND SPLICE CANS WILL BE INCIDENTAL TO THE LIGHT OR SPLICE CAN.
9. INSTALL PROPOSED ELECTRICAL DUCTS/CONDUITS TO BE CLEAR OF UNDERDRAIN, COST INCIDENTAL.

LEGEND

	EXISTING BASE MOUNTED MEDIUM INTENSITY TAXIWAY LIGHT
	EXISTING STAKE MOUNTED MEDIUM INTENSITY TAXIWAY LIGHT
	EXISTING STAKE MOUNTED MEDIUM INTENSITY RUNWAY LIGHT
	EXISTING BASE MOUNTED MEDIUM INTENSITY RUNWAY LIGHT
	EXISTING STAKE MOUNTED THRESHOLD LIGHT
	EXISTING BASE MOUNTED THRESHOLD LIGHT
(4)	EXISTING CONCRETE ENCASED DUCT BANK (NUMBER OF WAYS)
GRS	EXISTING GRS CONDUIT (CONDUIT SIZE NOTED)
	EXISTING WIND CONE
	EXISTING AIRFIELD GUIDANCE SIGN
(4)	PROPOSED CONCRETE ENCASED ELECTRICAL DUCT, # OF WAYS NOTED.
△	EXISTING RUNWAY END IDENTIFIER LIGHT (REIL)
R	EXISTING RUNWAY END IDENTIFIER LIGHT (REIL) CONTROL CABLES
CKT#3	NEW CIRCUIT #3, 1/C #8 5KV L-824 TYPE C CABLE IN 3/4" UNIT DUCT
CKT#4	NEW CIRCUIT #4, 1/C #8 5KV L-824 TYPE C CABLE IN 3/4" UNIT DUCT
●	NEW STAKE MOUNTED MEDIUM INTENSITY TAXIWAY LIGHT
	NEW BASE MOUNTED MEDIUM INTENSITY TAXIWAY LIGHT
	NEW AIRFIELD GUIDANCE SIGN
RF	RETROFIT EXISTING MITL OR GUIDANCE SIGN
CKT#3	EXISTING RUNWAY 18/36 CIRCUIT
CKT#4	EXISTING TAXIWAY B CIRCUIT
PAPI36	EXISTING RUNWAY 36 PAPI CIRCUIT
□ □	EXISTING PRECISION APPROACH PATH INDICATORS (PAPI)

REVISIONS

NUMBER	BY	DATE

0 1 2
THIS BAR IS EQUAL TO 2" AT FULL SCALE (34X22).

LANSING MUNICIPAL AIRPORT
LANSING, ILLINOIS
PARTIAL PARALLEL TAXIWAY TO RUNWAY 18/36

LIGHTING AND PAVEMENT MARKING PLAN

© Copyright CMT, Inc.

CMT
CRAWFORD, MURPHY & TILLY, INC.
CONSULTING ENGINEERS
License No. 184-000613

Lansing Municipal airport

DESIGN BY:	ARM
DRAWN BY:	JRO
CHECKED BY:	ARM
APPROVED BY:	ARM
DATE:	02/27/09
JOB No:	05297-02

IL. PROJECT: IGQ-3681
A.I.P. PROJECT: 3-17-0121-B26

SHEET 12 OF 30 SHEETS