

**If you plan to submit a bid directly to the Department of Transportation**

**PREQUALIFICATION**

Any contractor who desires to become pre-qualified to bid on work advertised by IDOT must submit the properly completed pre-qualification forms to the Bureau of Construction no later than 4:30 p.m. prevailing time twenty-one days prior to the letting of interest. This pre-qualification requirement applies to first time contractors, contractors renewing expired ratings, contractors maintaining continuous pre-qualification or contractors requesting revised ratings. To be eligible to bid, existing pre-qualification ratings must be effective through the date of letting.

**REQUESTS FOR AUTHORIZATION TO BID**

Contractors wanting to bid on items included in a particular letting must submit the properly completed "Request for Authorization to Bid/or Not For Bid Status" (BDE 124INT) and the ORIGINAL "Affidavit of Availability" (BC 57) to the proper office no later than 4:30 p.m. prevailing time, three (3) days prior to the letting date.

**WHO CAN BID ?**

Bids will be accepted from only those companies that request and receive written **Authorization to Bid** from IDOT's Central Bureau of Construction.

**WHAT CONSTITUTES WRITTEN AUTHORIZATION TO BID?:** When a prospective prime bidder submits a "Request for Authorization to Bid/or Not For Bid Status"(BDE 124INT) he/she must indicate at that time which items are being requested For Bidding purposes. Only those items requested For Bidding will be analyzed. After the request has been analyzed, the bidder will be issued a **Proposal Denial and/or Authorization Form**, approved by the Central Bureau of Construction, that indicates which items have been approved For Bidding. If **Authorization to Bid** cannot be approved, the **Proposal Denial and/or Authorization Form** will indicate the reason for denial.

**ABOUT AUTHORIZATION TO BID:** Firms that have not received an authorization form within a reasonable time of complete and correct original document submittal should contact the department as to status. This is critical in the week before the letting. These documents must be received three days before the letting date. Firms unsure as to authorization status should call the Prequalification Section of the Bureau of Construction at the number listed at the end of these instructions.

**ADDENDA AND REVISIONS:** It is the contractor's responsibility to determine which, if any, addenda or revisions pertain to any project they may be bidding. Failure to incorporate all relevant addenda or revisions may cause the bid to be declared unacceptable.

Each addendum will be placed with the contract number. Addenda and revisions will also be placed on the Addendum/Revision Checklist and each subscription service subscriber will be notified by e-mail of each addendum and revision issued.

The Internet is the Department's primary way of doing business. The subscription server e-mails are an added courtesy the Department provides. It is suggested that bidders check IDOT's website at <http://www.dot.il.gov/desenv/delett.html> before submitting final bid information.

***IDOT IS NOT RESPONSIBLE FOR ANY E-MAIL FAILURES.***

Addenda Questions may be directed to the Contracts Office at (217)782-7806 or [D&Econtracts@dot.il.gov](mailto:D&Econtracts@dot.il.gov)

Technical Questions about downloading these files may be directed to Tim Garman (217)524-1642 or [Timothy.Garman@illinois.gov](mailto:Timothy.Garman@illinois.gov).

**WHAT MUST BE INCLUDED WHEN BIDS ARE SUBMITTED?:** Bidders need not return the entire proposal when bids are submitted. That portion of the proposal that must be returned includes the following:

1. All documents from the Proposal Cover Sheet through the Proposal Bid Bond
2. Other special documentation and/or information that may be required by the contract special provisions

All proposal documents, including Proposal Guaranty Checks or Proposal Bid Bonds, should be stapled together to prevent loss when bids are processed by IDOT personnel.

**ABOUT SUBMITTING BIDS:** It is recommended that bidders deliver bids in person to insure they arrive at the proper location prior to the time specified for the receipt of bids. Any bid received at the place of letting after the time specified will not be accepted.

**WHO SHOULD BE CALLED IF ASSISTANCE IS NEEDED?**

<b>Questions Regarding</b>	<b>Call</b>
Prequalification and/or Authorization to Bid	217/782-3413
Preparation and submittal of bids	217/782-7806
Mailing of plans and proposals	217/782-7806

**ADDENDUMS AND REVISIONS TO THE PROPOSAL FORMS**

Planholders should verify that they have received and incorporated any addendum and/or revision prior to submitting their bid. Failure by the bidder to include an addendum or revision could result in a bid being rejected as irregular.

RETURN WITH BID

107

Proposal Submitted By
Name
Address
City

Letting June 12, 2009

BIDDERS NEED NOT RETURN THE ENTIRE PROPOSAL  
(See instructions inside front cover)

**NOTICE TO PROSPECTIVE BIDDERS**

This proposal can be used for bidding purposes by only those companies that request and receive written AUTHORIZATION TO BID from IDOT's Central Bureau of Construction.  
(SEE INSTRUCTIONS ON THE INSIDE OF COVER)

**Notice To Bidders,  
Specifications,  
Proposal, Contract  
and Contract Bond**



**Illinois Department  
of Transportation**

Springfield, Illinois 62764

**Contract No. 95493  
MACON County  
Section 99-P4000-00-BT  
Route STEVENS CREEK BIKEWAY  
Project TE-D7(027)  
District 7 Construction Funds**

PLEASE MARK THE APPROPRIATE BOX BELOW:

- A Bid Bond is included.
- A Cashier's Check or a Certified Check is included

Prepared by

Checked by

F

(Printed by authority of the State of Illinois)

---

---

## INSTRUCTIONS

**ABOUT IDOT PROPOSALS:** All proposals issued by IDOT are potential bidding proposals. Each proposal contains all Certifications and Affidavits, a Proposal Signature Sheet and a Proposal Bid Bond required for Prime Contractors to submit a bid after written **Authorization to Bid** has been issued by IDOT's Central Bureau of Construction.

**WHO CAN BID?:** Bids will be accepted from only those companies that request and receive written **Authorization to Bid** from IDOT's Central Bureau of Construction. To request authorization, a potential bidder must complete and submit Part B of the Request for Authorization to Bid/or Not For Bid Status form (BDE 124 INT) and submit an original Affidavit of Availability (BC 57).

**WHAT CONSTITUTES WRITTEN AUTHORIZATION TO BID?:** When a prospective prime bidder submits a "Request for Proposal Forms and Plans" he/she must indicate at that time which items are being requested For Bidding purposes. Only those items requested For Bidding will be analyzed. After the request has been analyzed, the bidder will be issued a **Proposal Denial and/or Authorization Form**, approved by the Central Bureau of Construction, that indicates which items have been approved For Bidding. If **Authorization to Bid** cannot be approved, the **Proposal Denial and/or Authorization Form** will indicate the reason for denial. If a contractor has requested to bid but has not received a **Proposal Denial and/or Authorization Form**, they should contact the Central Bureau of Construction in advance of the letting date.

**WHAT MUST BE INCLUDED WHEN BIDS ARE SUBMITTED?:** Bidders need not return the entire proposal when bids are submitted. That portion of the proposal that must be returned includes the following:

1. All documents from the Proposal Cover Sheet through the Proposal Bid Bond
2. Other special documentation and/or information that may be required by the contract special provisions

All proposal documents, including Proposal Guaranty Checks or Proposal Bid Bonds, should be stapled together to prevent loss when bids are processed by IDOT personnel.

**ABOUT SUBMITTING BIDS:** It is recommended that bidders deliver bids in person to insure they arrive at the proper location prior to the time specified for the receipt of bids. Any bid received at the place of letting after the time specified will not be accepted.

### WHO SHOULD BE CALLED IF ASSISTANCE IS NEEDED?

Questions Regarding	Call
Prequalification and/or Authorization to Bid	217/782-3413
Preparation and submittal of bids	217/782-7806
Mailing of CD-ROMS	217/782-7806

RETURN WITH BID



PROPOSAL

TO THE DEPARTMENT OF TRANSPORTATION

1. Proposal of \_\_\_\_\_  
\_\_\_\_\_

Taxpayer Identification Number (Mandatory) \_\_\_\_\_

for the improvement identified and advertised for bids in the Invitation for Bids as:

**Contract No. 95493  
MACON County  
Section 99-P4000-00-BT  
Project TE-D7(027)  
Route STEVENS CREEK BIKEWAY  
District 7 Construction Funds**

**Construction of a 4.01 mile bike/pedestrian trail in Fairview Park including landscaping, pedestrian bridge, drainage, 2 covered decks and 2 parking lots, one in Fairview Park and one in Greendell Park in the city of Decatur.**

2. The undersigned bidder will furnish all labor, material and equipment to complete the above described project in a good and workmanlike manner as provided in the contract documents provided by the Department of Transportation. This proposal will become part of the contract and the terms and conditions contained in the contract documents shall govern performance and payments.

**RETURN WITH BID**

3. **ASSURANCE OF EXAMINATION AND INSPECTION/WAIVER.** The undersigned further declares that he/she has carefully examined the proposal, plans, specifications, form of contract and contract bond, and special provisions, and that he/she has inspected in detail the site of the proposed work, and that he/she has familiarized themselves with all of the local conditions affecting the contract and the detailed requirements of construction, and understands that in making this proposal he/she waives all right to plead any misunderstanding regarding the same.
  
4. **EXECUTION OF CONTRACT AND CONTRACT BOND.** The undersigned further agrees to execute a contract for this work and present the same to the department within fifteen (15) days after the contract has been mailed to him/her. The undersigned further agrees that he/she and his/her surety will execute and present within fifteen (15) days after the contract has been mailed to him/her contract bond satisfactory to and in the form prescribed by the Department of Transportation, in the penal sum of the full amount of the contract, guaranteeing the faithful performance of the work in accordance with the terms of the contract.
  
5. **PROPOSAL GUARANTY.** Accompanying this proposal is either a bid bond on the department form, executed by a corporate surety company satisfactory to the department, or a proposal guaranty check consisting of a bank cashier's check or a properly certified check for not less than 5 per cent of the amount bid or for the amount specified in the following schedule:

<u>Amount of Bid</u>		<u>Proposal Guaranty</u>	<u>Amount of Bid</u>		<u>Proposal Guaranty</u>
Up to	\$5,000	\$150	\$2,000,000	to	\$3,000,000
\$5,000	to	\$300	\$3,000,000	to	\$5,000,000
\$10,000	to	\$1,000	\$5,000,000	to	\$7,500,000
\$50,000	to	\$3,000	\$7,500,000	to	\$10,000,000
\$100,000	to	\$5,000	\$10,000,000	to	\$15,000,000
\$150,000	to	\$7,500	\$15,000,000	to	\$20,000,000
\$250,000	to	\$12,500	\$20,000,000	to	\$25,000,000
\$500,000	to	\$25,000	\$25,000,000	to	\$30,000,000
\$1,000,000	to	\$50,000	\$30,000,000	to	\$35,000,000
\$1,500,000	to	\$75,000	over		\$35,000,000

Bank cashier's checks or properly certified checks accompanying proposals shall be made payable to the Treasurer, State of Illinois, when the state is awarding authority; the county treasurer, when a county is the awarding authority; or the city, village, or town treasurer, when a city, village, or town is the awarding authority.

If a combination bid is submitted, the proposal guaranties which accompany the individual proposals making up the combination will be considered as also covering the combination bid.

The amount of the proposal guaranty check is \_\_\_\_\_ \$(\_\_\_\_\_). If this proposal is accepted and the undersigned shall fail to execute a contract bond as required herein, it is hereby agreed that the amount of the proposal guaranty shall become the property of the State of Illinois, and shall be considered as payment of damages due to delay and other causes suffered by the State because of the failure to execute said contract and contract bond; otherwise, the bid bond shall become void or the proposal guaranty check shall be returned to the undersigned.

<b>Attach Cashier's Check or Certified Check Here</b>	
In the event that one proposal guaranty check is intended to cover two or more proposals, the amount must be equal to the sum of the proposal guaranties which would be required for each individual proposal. If the guaranty check is placed in another proposal, state below where it may be found.	
The proposal guaranty check will be found in the proposal for:	Item _____
	Section No. _____
	County _____

**Mark the proposal cover sheet as to the type of proposal guaranty submitted.**

**RETURN WITH BID**

6. **COMBINATION BIDS.** The undersigned further agrees that if awarded the contract for the sections contained in the following combination, he/she will perform the work in accordance with the requirements of each individual proposal comprising the combination bid specified in the schedule below, and that the combination bid shall be prorated against each section in proportion to the bid submitted for the same. If an error is found to exist in the gross sum bid for one or more of the individual sections included in a combination, the combination bid shall be corrected as provided in the specifications.

**When a combination bid is submitted, the schedule below must be completed in each proposal comprising the combination.**

**If alternate bids are submitted for one or more of the sections comprising the combination, a combination bid must be submitted for each alternate.**

**Schedule of Combination Bids**

Combination No.	Sections Included in Combination	Combination Bid	
		Dollars	Cents

7. **SCHEDULE OF PRICES.** The undersigned bidder submits herewith, in accordance with the rules and instructions, a schedule of prices for the items of work for which bids are sought. The unit prices bid are in U.S. dollars and cents, and all extensions and summations have been made. The bidder understands that the quantities appearing in the bid schedule are approximate and are provided for the purpose of obtaining a gross sum for the comparison of bids. If there is an error in the extension of the unit prices, the unit prices shall govern. Payment to the contractor awarded the contract will be made only for actual quantities of work performed and accepted or materials furnished according to the contract. The scheduled quantities of work to be done and materials to be furnished may be increased, decreased or omitted as provided elsewhere in the contract.
8. **CERTIFICATE OF AUTHORITY.** The undersigned bidder, if a business organized under the laws of another State, assures the Department that it will furnish a copy of its certificate of authority to do business in the State of Illinois with the return of the executed contract and bond. Failure to furnish the certificate within the time provided for execution of an awarded contract may be cause for cancellation of the award and forfeiture of the proposal guaranty to the State.

STATE JOB # - C-97-024-07  
 PPS NBR - 0-00989-0000

ILLINOIS DEPARTMENT OF TRANSPORTATION  
 SCHEDULE OF PRICES  
 CONTRACT NUMBER - 95493

ECMS002 DTGECM03 ECMR003 PAGE 1  
 RUN DATE - 05/06/09  
 RUN TIME - 193408

COUNTY NAME	CODE	DIST	SECTION NUMBER	PROJECT NUMBER	ROUTE
MACON	115	07	99-P4000-00-BT	TE-00D7/027/000	STEVENS CREEK BIKEWAY

ITEM NUMBER	PAY ITEM DESCRIPTION	UNIT OF MEASURE	QUANTITY	UNIT PRICE DOLLARS	CENTS	TOTAL PRICE DOLLARS	CTS
A2C35G15	T-QUERC BICL 15G RPMS	EACH	287.000		=		
A2C36G15	T-QUERC MACR 15G RPMS	EACH	144.000		=		
A2C37G15	T-QUERC PALU 15G RPMS	EACH	144.000		=		
A2C39G15	T-TAXOD DIST 15G RPMS	EACH	20.000		=		
A2000418	T-ACER NIGRUM 2	EACH	3.000		=		
C2C015G5	S-CORYLLUS AMR 5G RPMS	EACH	400.000		=		
D2C018G5	E-PIGEA AB 5G RPM SPL	EACH	108.000		=		
XX007960	INLINE WATER CONTR ST	L SUM	1.000		=		
XX007961	INLINE WATER CONTR ST	L SUM	1.000		=		
XX007962	COVERED DECK STRUCT 1	L SUM	1.000		=		
XX007963	COVERED DECK STRUCT 2	L SUM	1.000		=		
XX007964	P C T <sup>1</sup> COR STL EQR 78	FOOT	50.000		=		
XX007965	STEEL END SEC EQ R 78	EACH	2.000		=		
XX007966	PCBC 12' X7' (M273)	FOOT	225.000		=		
X0301430	PREC CONC PARK BLOCK	EACH	35.000		=		



STEVENS  
99-P4000-00-BT  
MACON

ILLINOIS DEPARTMENT OF TRANSPORTATION  
SCHEDULE OF PRICES  
CONTRACT NUMBER - 95493

ECMS002 DTGECM03 ECMR003 PAGE 2  
RUN DATE - 05/06/09  
RUN TIME - 193408

ITEM NUMBER	PAY ITEM DESCRIPTION	UNIT OF MEASURE	QUANTITY	UNIT PRICE		TOTAL PRICE	
				DOLLARS	CENTS	DOLLARS	CTS
X0322923	SEGMENT CONC BLK WALL	SQ FT	4,265.000	X	=		
X0323146	COLLAPSIBLE VEH STOP	EACH	18.000	X	=		
Z0048665	RR PROT LIABILITY INS	L SUM	1.000	X	=		
20100500	TREE REMOV ACRES	ACRE	13.000	X	=		
20101000	TEMPORARY FENCE	FOOT	2,060.000	X	=		
20200100	EARTH EXCAVATION	CU YD	56,180.000	X	=		
20300100	CHANNEL EXCAV	CU YD	475.000	X	=		
21001000	GEOTECH FAB F/GR STAB	SQ YD	1,740.000	X	=		
25001000	SEEDING CL 2 SPL	ACRE	3.100	X	=		
25001750	SEEDING CL 4 SPL	ACRE	12.600	X	=		
25001825	SEEDING CL 6 SPL	ACRE	16.200	X	=		
25002024	SEEDING CL 4B MOD	ACRE	1.800	X	=		
28000250	TEMP EROS CONTR SEED	POUND	1,140.000	X	=		
28000300	TEMP DITCH CHECKS	EACH	54.000	X	=		
28000400	PERIMETER EROS BAR	FOOT	20,675.000	X	=		

STEVENS  
99-P4000-00-BT  
MACON

ILLINOIS DEPARTMENT OF TRANSPORTATION  
SCHEDULE OF PRICES  
CONTRACT NUMBER - 95493

ECMS002 DTGECM03 ECMR003 PAGE 3  
RUN DATE - 05/06/09  
RUN TIME - 193408

ITEM NUMBER	PAY ITEM DESCRIPTION	UNIT OF MEASURE	QUANTITY	UNIT PRICE		TOTAL PRICE
				DOLLARS	CENTS	
28000500	INLET & PIPE PROTECT	EACH	24.000	=		
28000700	MULCH METHOD 1	ACRE	11.400	=		
28100125	STONE RIPRAP CL B3	SQ YD	135.000	=		
28100707	STONE DUMP RIP CL A4	SQ YD	56.000	=		
28200200	FILTER FABRIC	SQ YD	56.000	=		
28500100	FAB FORM CONC REV MAT	SQ YD	385.000	=		
31102000	SUB GRAN MAT C	CU YD	904.000	=		
35100500	AGG BASE CSE A 6	SQ YD	25,625.000	=		
40600100	BIT MATLS PR CT	GALLON	10,275.000	=		
40603305	HMA SC "C" N30	TON	3,735.000	=		
42000100	PCC PVT 6	SQ YD	550.000	=		
42001400	BR APPROACH PAVT SPL	SQ YD	26.800	=		
42400300	PC CONC SIDEWALK 6	SQ FT	88.000	=		
44000500	COMB CURB GUTTER REM	FOOT	15.000	=		
48100700	AGGREGATE SHLDS A 8	SQ YD	4,740.000	=		

STEVENS  
99-P4000-00-BT  
MACON

ILLINOIS DEPARTMENT OF TRANSPORTATION  
SCHEDULE OF PRICES  
CONTRACT NUMBER - 95493

ECMS002 DTGECM03 ECMR003 PAGE 4  
RUN DATE - 05/06/09  
RUN TIME - 193408

ITEM NUMBER	PAY ITEM DESCRIPTION	UNIT OF MEASURE	QUANTITY	UNIT PRICE		TOTAL PRICE	
				DOLLARS	CENTS	DOLLARS	CTS
50104650	SLOPE WALL REMOV	SQ YD	250.000	=			
50300225	CONC STRUCT	CU YD	218.000	=			
50500105	F & E STRUCT STEEL	L SUM	1.000	=			
50800105	REINFORCEMENT BARS	POUND	20,690.000	=			
50901765	PIPE HANDRAIL SPL	FOOT	1,508.000	=			
51100300	SLOPE WALL 6	SQ YD	80.000	=			
51200956	FUR M S PILE 12X0.179	FOOT	564.000	=			
51202305	DRIVING PILES	FOOT	564.000	=			
542A1060	P CUL CL A 2	FOOT	248.000	=			
542D0217	P CUL CL D 1	FOOT	370.000	=			
542D0229	P CUL CL D 1	FOOT	140.000	=			
542D0241	P CUL CL D 1	FOOT	260.000	=			
542D1057	P CUL CL D 2	FOOT	60.000	=			
542D1069	P CUL CL D 2	FOOT	40.000	=			
542D1075	P CUL CL D 2	FOOT	50.000	=			

STEVENS  
99-P4000-00-BT  
MACON

ILLINOIS DEPARTMENT OF TRANSPORTATION  
SCHEDULE OF PRICES  
CONTRACT NUMBER - 95493

ECMS002 DTGECM03 ECMR003 PAGE 5  
RUN DATE - 05/06/09  
RUN TIME - 193408

ITEM NUMBER	PAY ITEM DESCRIPTION	UNIT OF MEASURE	QUANTITY	UNIT PRICE DOLLARS	CENTS	TOTAL PRICE DOLLARS	CTS
54213657	PRC FLAR END SEC 12	EACH	1.000 X		=		
54213660	PRC FLAR END SEC 15	EACH	3.000 X		=		
54213669	PRC FLAR END SEC 24	EACH	1.000 X		=		
54215547	MET END SEC 12	EACH	24.000 X		=		
54215559	MET END SEC 24	EACH	10.000 X		=		
54215565	MET END SEC 30	EACH	2.000 X		=		
54215571	MET END SEC 36	EACH	8.000 X		=		
54247100	GRATING-C FL END S 15	EACH	4.000 X		=		
550A2320	SS RG CL A 1 12	FOOT	100.000 X		=		
550A2560	SS RG CL A 2 24	FOOT	115.000 X		=		
60242500	INLETS SPL N1	EACH	2.000 X		=		
60242600	INLETS SPL N2	EACH	2.000 X		=		
60255500	MAN ADJUST	EACH	8.000 X		=		
60600605	CONC CURB TB	FOOT	42.000 X		=		
60604500	COMB CC&G TB6.18 AEP	FOOT	15.000 X		=		

STEVENS  
99-P4000-00-BT  
MACON

ILLINOIS DEPARTMENT OF TRANSPORTATION  
SCHEDULE OF PRICES  
CONTRACT NUMBER - 95493

ECMS002 DTGECM03 ECMR003 PAGE 6  
RUN DATE - 05/06/09  
RUN TIME - 193408

ITEM NUMBER	PAY ITEM DESCRIPTION	UNIT OF MEASURE	QUANTITY	UNIT PRICE		TOTAL PRICE	
				DOLLARS	CENTS	DOLLARS	CTS
63100045	TRAF BAR TERM T2	EACH	2.000				
63200305	SPBGR REM	FOOT	39.000				
66503000	BARB WIRE FENCE 3S	FOOT	1,600.000				
67000500	ENGR FIELD OFFICE B	CAL MO	6.000				
67100100	MOBILIZATION	L SUM	1.000				
70101700	TRAF CONT & PROT	L SUM	1.000				
72000100	SIGN PANEL T1	SQ FT	57.100				
72900200	METAL POST TY B	FOOT	243.000				
78001100	PT PVT MK LTRS & SYMB	SQ FT	13.800				
78001110	PAINT PVT MK LINE 4	FOOT	8,090.000				
78001140	PAINT PVT MK LINE 8	FOOT	40.000				
TOTAL				\$			

NOTE:  
\*\*\* PLEASE TURN PAGE FOR IMPORTANT NOTES \*\*\*

STEVENS  
99-P4000-00-BT  
MACON

ILLINOIS DEPARTMENT OF TRANSPORTATION  
SCHEDULE OF PRICES  
CONTRACT NUMBER - 95493

ECWS002 DTGECM03 ECRM003 PAGE  
RUN DATE - 05/06/09  
RUN TIME - 193408

7

NOTE:

1. EACH PAY ITEM SHOULD HAVE A UNIT PRICE AND A TOTAL PRICE.
2. THE UNIT PRICE SHALL GOVERN IF NO TOTAL PRICE IS SHOWN OR IF THERE IS A DISCREPANCY BETWEEN THE PRODUCT OF THE UNIT PRICE MULTIPLIED BY THE QUANTITY.
3. IF A UNIT PRICE IS OMITTED, THE TOTAL PRICE WILL BE DIVIDED BY THE QUANTITY IN ORDER TO ESTABLISH A UNIT PRICE.
4. A BID MAY BE DECLARED UNACCEPTABLE IF NEITHER A UNIT PRICE NOR A TOTAL PRICE IS SHOWN.

## RETURN WITH BID

### **STATE REQUIRED ETHICAL STANDARDS GOVERNING CONTRACT PROCUREMENT: ASSURANCES, CERTIFICATIONS AND DISCLOSURES**

#### **I. GENERAL**

A. Article 50 of the Illinois Procurement Code establishes the duty of all State chief procurement officers, State purchasing officers, and their designees to maximize the value of the expenditure of public moneys in procuring goods, services, and contracts for the State of Illinois and to act in a manner that maintains the integrity and public trust of State government. In discharging this duty, they are charged by law to use all available information, reasonable efforts, and reasonable actions to protect, safeguard, and maintain the procurement process of the State of Illinois.

B. In order to comply with the provisions of Article 50 and to carry out the duty established therein, all bidders are to adhere to ethical standards established for the procurement process, and to make such assurances, disclosures and certifications required by law. By execution of the Proposal Signature Sheet, the bidder indicates that each of the mandated assurances has been read and understood, that each certification is made and understood, and that each disclosure requirement has been understood and completed.

C. In addition to all other remedies provided by law, failure to comply with any assurance, failure to make any disclosure or the making of a false certification shall be grounds for termination of the contract and the suspension or debarment of the bidder.

#### **II. ASSURANCES**

A. The assurances hereinafter made by the bidder are each a material representation of fact upon which reliance is placed should the Department enter into the contract with the bidder. The Department may terminate the contract if it is later determined that the bidder rendered a false or erroneous assurance, and the surety providing the performance bond shall be responsible for the completion of the contract.

##### **B. Felons**

1. The Illinois Procurement Code provides:

Section 50-10. Felons. Unless otherwise provided, no person or business convicted of a felony shall do business with the State of Illinois or any state agency from the date of conviction until 5 years after the date of completion of the sentence for that felony, unless no person held responsible by a prosecutorial office for the facts upon which the conviction was based continues to have any involvement with the business.

2. The bidder assures the Department that the award and execution of the contract would not cause a violation of Section 50-10.

##### **C. Conflicts of Interest**

1. The Illinois Procurement Code provides in pertinent part:

Section 50-13. Conflicts of Interest.

(a) Prohibition. It is unlawful for any person holding an elective office in this State, holding a seat in the General Assembly, or appointed to or employed in any of the offices or agencies of state government and who receives compensation for such employment in excess of 60% of the salary of the Governor of the State of Illinois, or who is an officer or employee of the Capital Development Board or the Illinois Toll Highway Authority, or who is the spouse or minor child of any such person to have or acquire any contract, or any direct pecuniary interest in any contract therein, whether for stationery, printing, paper, or any services, materials, or supplies, that will be wholly or partially satisfied by the payment of funds appropriated by the General Assembly of the State of Illinois or in any contract of the Capital Development Board or the Illinois Toll Highway authority.

(b) Interests. It is unlawful for any firm, partnership, association or corporation, in which any person listed in subsection (a) is entitled to receive (i) more than 7 1/2% of the total distributable income or (ii) an amount in excess of the salary of the Governor, to have or acquire any such contract or direct pecuniary interest therein.

(c) Combined interests. It is unlawful for any firm, partnership, association, or corporation, in which any person listed in subsection (a) together with his or her spouse or minor children is entitled to receive (i) more than 15%, in the aggregate, of the total distributable income or (ii) an amount in excess of 2 times the salary of the Governor, to have or acquire any such contract or direct pecuniary interest therein.

(d) Securities. Nothing in this Section invalidates the provisions of any bond or other security previously offered or to be offered for sale or sold by or for the State of Illinois.

(e) Prior interests. This Section does not affect the validity of any contract made between the State and an officer or employee of the State or member of the General Assembly, his or her spouse, minor child or any combination of those persons if that contract was in existence before his or her election or employment as an officer, member, or employee. The contract is voidable, however, if it cannot be completed within 365 days after the officer, member, or employee takes office or is employed.

The current salary of the Governor is \$177,412.00. Sixty percent of the salary is \$106,447.20.

## RETURN WITH BID

2. The bidder assures the Department that the award and execution of the contract would not cause a violation of Section 50-13, or that an effective exemption has been issued by the Board of Ethics to any individual subject to the Section 50-13 prohibitions pursuant to the provisions of Section 50-20 of the Code and Executive Order Number 3 (1998). Information concerning the exemption process is available from the Department upon request.

### **D. Negotiations**

1. The Illinois Procurement Code provides in pertinent part:

Section 50-15. Negotiations.

(a) It is unlawful for any person employed in or on a continual contractual relationship with any of the offices or agencies of State government to participate in contract negotiations on behalf of that office or agency with any firm, partnership, association, or corporation with whom that person has a contract for future employment or is negotiating concerning possible future employment.

2. The bidder assures the Department that the award and execution of the contract would not cause a violation of Section 50-15, and that the bidder has no knowledge of any facts relevant to the kinds of acts prohibited therein.

### **E. Inducements**

1. The Illinois Procurement Code provides:

Section 50-25. Inducement. Any person who offers or pays any money or other valuable thing to any person to induce him or her not to bid for a State contract or as recompense for not having bid on a State contract is guilty of a Class 4 felony. Any person who accepts any money or other valuable thing for not bidding for a State contract or who withholds a bid in consideration of the promise for the payment of money or other valuable thing is guilty of a Class 4 felony.

2. The bidder assures the Department that the award and execution of the contract would not cause a violation of Section 50-25, and that the bidder has no knowledge of any facts relevant to the kinds of acts prohibited therein.

### **F. Revolving Door Prohibition**

1. The Illinois Procurement Code provides:

Section 50-30. Revolving door prohibition. Chief procurement officers, associate procurement officers, State purchasing officers, their designees whose principal duties are directly related to State procurement, and executive officers confirmed by the Senate are expressly prohibited for a period of 2 years after terminating an affected position from engaging in any procurement activity relating to the State agency most recently employing them in an affected position for a period of at least 6 months. The prohibition includes, but is not limited to: lobbying the procurement process; specifying; bidding; proposing bid, proposal, or contract documents; on their own behalf or on behalf of any firm, partnership, association, or corporation. This Section applies only to persons who terminate an affected position on or after January 15, 1999.

2. The bidder assures the Department that the award and execution of the contract would not cause a violation of Section 50-30, and that the bidder has no knowledge of any facts relevant to the kinds of acts prohibited therein.

### **G. Reporting Anticompetitive Practices**

1. The Illinois Procurement Code provides:

Section 50-40. Reporting anticompetitive practices. When, for any reason, any vendor, bidder, contractor, chief procurement officer, State purchasing officer, designee, elected official, or State employee suspects collusion or other anticompetitive practice among any bidders, offerors, contractors, proposers, or employees of the State, a notice of the relevant facts shall be transmitted to the Attorney General and the chief procurement officer.

2. The bidder assures the Department that it has not failed to report any relevant facts concerning the practices addressed in Section 50-40 which may involve the contract for which the bid is submitted.

### **H. Confidentiality**

1. The Illinois Procurement Code provides:

Section 50-45. Confidentiality. Any chief procurement officer, State purchasing officer, designee, or executive officer who willfully uses or allows the use of specifications, competitive bid documents, proprietary competitive information, proposals, contracts, or selection information to compromise the fairness or integrity of the procurement, bidding, or contract process shall be subject to immediate dismissal, regardless of the Personnel code, any contract, or any collective bargaining agreement, and may in addition be subject to criminal prosecution.

2. The bidder assures the Department that it has no knowledge of any fact relevant to the practices addressed in Section 50-45 which may involve the contract for which the bid is submitted.



## RETURN WITH BID

### **I. Insider Information**

1. The Illinois Procurement Act provides:

Section 50-50. Insider information. It is unlawful for any current or former elected or appointed State official or State employee to knowingly use confidential information available only by virtue of that office or employment for actual or anticipated gain for themselves or another person.

2. The bidder assures the Department that it has no knowledge of any facts relevant to the practices addressed in Section 50-50 which may involve the contract for which the bid is submitted.

### **III. CERTIFICATIONS**

**A.** The certifications hereinafter made by the bidder are each a material representation of fact upon which reliance is placed should the Department enter into the contract with the bidder. The Department may terminate the contract if it is later determined that the bidder rendered a false or erroneous certification, and the surety providing the performance bond shall be responsible for completion of the contract.

#### **B. Bribery**

1. The Illinois Procurement Code provides:

Section 50-5. Bribery.

- (a) Prohibition. No person or business shall be awarded a contract or subcontract under this Code who:

- (1) has been convicted under the laws of Illinois or any other state of bribery or attempting to bribe an officer or employee of the State of Illinois or any other state in that officer's or employee's official capacity; or

- (2) has made an admission of guilt of that conduct that is a matter of record but has not been prosecuted for that conduct.

- (b) Businesses. No business shall be barred from contracting with any unit of State or local government as a result of a conviction under this Section of any employee or agent of the business if the employee or agent is no longer employed by the business and:

- (1) the business has been finally adjudicated not guilty; or

- (2) the business demonstrates to the governmental entity with which it seeks to contract, and that entity finds that the commission of the offense was not authorized, requested, commanded, or performed by a director, officer, or high managerial agent on behalf of the business as provided in paragraph (2) of subsection (a) of Section 5-4 of the Criminal Code of 1961.

- (c) Conduct on behalf of business. For purposes of this Section, when an official, agent, or employee of a business committed the bribery or attempted bribery on behalf of the business and in accordance with the direction or authorization of a responsible official of the business, the business shall be chargeable with the conduct.

- (d) Certification. Every bid submitted to and contract executed by the State shall contain a certification by the contractor that the contractor is not barred from being awarded a contract or subcontract under this Section. A contractor who makes a false statement, material to the certification, commits a Class 3 felony.

2. The bidder certifies that it is not barred from being awarded a contract under Section 50.5.

#### **C. Educational Loan**

1. Section 3 of the Educational Loan Default Act provides:

§ 3. No State agency shall contract with an individual for goods or services if that individual is in default, as defined in Section 2 of this Act, on an educational loan. Any contract used by any State agency shall include a statement certifying that the individual is not in default on an educational loan as provided in this Section.

2. The bidder, if an individual as opposed to a corporation, partnership or other form of business organization, certifies that the bidder is not in default on an educational loan as provided in Section 3 of the Act.

#### **D. Bid-Rigging/Bid Rotating**

1. Section 33E-11 of the Criminal Code of 1961 provides:

§ 33E-11. (a) Every bid submitted to and public contract executed pursuant to such bid by the State or a unit of local government shall contain a certification by the prime contractor that the prime contractor is not barred from contracting with any unit of State or local government as a result of a violation of either Section 33E-3 or 33E-4 of this Article. The State and units of local government shall provide the appropriate forms for such certification.

## RETURN WITH BID

(b) A contractor who makes a false statement, material to the certification, commits a Class 3 felony.

A violation of Section 33E-3 would be represented by a conviction of the crime of bid-rigging which, in addition to Class 3 felony sentencing, provides that any person convicted of this offense or any similar offense of any state or the United States which contains the same elements as this offense shall be barred for 5 years from the date of conviction from contracting with any unit of State or local government. No corporation shall be barred from contracting with any unit of State or local government as a result of a conviction under this Section of any employee or agent of such corporation if the employee so convicted is no longer employed by the corporation and: (1) it has been finally adjudicated not guilty or (2) if it demonstrates to the governmental entity with which it seeks to contract and that entity finds that the commission of the offense was neither authorized, requested, commanded, nor performed by a director, officer or a high managerial agent in behalf of the corporation.

A violation of Section 33E-4 would be represented by a conviction of the crime of bid-rotating which, in addition to Class 2 felony sentencing, provides that any person convicted of this offense or any similar offense of any state or the United States which contains the same elements as this offense shall be permanently barred from contracting with any unit of State or local government. No corporation shall be barred from contracting with any unit of State or local government as a result of a conviction under this Section of any employee or agent of such corporation if the employee so convicted is no longer employed by the corporation and: (1) it has been finally adjudicated not guilty or (2) if it demonstrates to the governmental entity with which it seeks to contract and that entity finds that the commission of the offense was neither authorized, requested, commanded, nor performed by a director, officer or a high managerial agent in behalf of the corporation.

2. The bidder certifies that it is not barred from contracting with the Department by reason of a violation of either Section 33E-3 or Section 33E-4.

### **E. International Anti-Boycott**

1. Section 5 of the International Anti-Boycott Certification Act provides:

§ 5. State contracts. Every contract entered into by the State of Illinois for the manufacture, furnishing, or purchasing of supplies, material, or equipment or for the furnishing of work, labor, or services, in an amount exceeding the threshold for small purchases according to the purchasing laws of this State or \$10,000.00, whichever is less, shall contain certification, as a material condition of the contract, by which the contractor agrees that neither the contractor nor any substantially-owned affiliated company is participating or shall participate in an international boycott in violation of the provisions of the U.S. Export Administration Act of 1979 or the regulations of the U.S. Department of Commerce promulgated under that Act.

2. The bidder makes the certification set forth in Section 5 of the Act.

### **F. Drug Free Workplace**

1. The Illinois "Drug Free Workplace Act" applies to this contract and it is necessary to comply with the provisions of the "Act" if the contractor is a corporation, partnership, or other entity (including a sole proprietorship) which has 25 or more employees.

2. The bidder certifies that if awarded a contract in excess of \$5,000 it will provide a drug free workplace by:

(a) Publishing a statement notifying employees that the unlawful manufacture, distribution, dispensation, possession or use of a controlled substance, including cannabis, is prohibited in the contractor's workplace; specifying the actions that will be taken against employees for violations of such prohibition; and notifying the employee that, as a condition of employment on such contract, the employee shall abide by the terms of the statement, and notify the employer of any criminal drug statute conviction for a violation occurring in the workplace no later than five (5) days after such conviction.

(b) Establishing a drug free awareness program to inform employees about the dangers of drug abuse in the workplace; the contractor's policy of maintaining a drug free workplace; any available drug counseling, rehabilitation, and employee assistance programs; and the penalties that may be imposed upon employees for drug violations.

(c) Providing a copy of the statement required by subparagraph (1) to each employee engaged in the performance of the contract and to post the statement in a prominent place in the workplace.

(d) Notifying the Department within ten (10) days after receiving notice from an employee or otherwise receiving actual notice of the conviction of an employee for a violation of any criminal drug statute occurring in the workplace.

(e) Imposing or requiring, within 30 days after receiving notice from an employee of a conviction or actual notice of such a conviction, an appropriate personnel action, up to and including termination, or the satisfactory participation in a drug abuse assistance or rehabilitation program approved by a federal, state or local health, law enforcement or other appropriate agency.

(f) Assisting employees in selecting a course of action in the event drug counseling, treatment, and rehabilitation is required and indicating that a trained referral team is in place.

(g) Making a good faith effort to continue to maintain a drug free workplace through implementation of the actions and efforts stated in this certification.

## RETURN WITH BID

### **G. Debt Delinquency**

1. The Illinois Procurement Code provides:

Section 50-11 and 50-12. Debt Delinquency.

The contractor or bidder certifies that it, or any affiliate, is not barred from being awarded a contract under 30 ILCS 500. Section 50-11 prohibits a person from entering into a contract with a State agency if it knows or should know that it, or any affiliate, is delinquent in the payment of any debt to the State as defined by the Debt Collection Board. Section 50-12 prohibits a person from entering into a contract with a State agency if it, or any affiliate, has failed to collect and remit Illinois Use Tax on all sales of tangible personal property into the State of Illinois in accordance with the provisions of the Illinois Use Tax Act. The contractor further acknowledges that the contracting State agency may declare the contract void if this certification is false or if the contractor, or any affiliate, is determined to be delinquent in the payment of any debt to the State during the term of the contract.

### **H. Sarbanes-Oxley Act of 2002**

1. The Illinois Procurement Code, Section 50-60(c), provides:

The contractor certifies in accordance with 30 ILCS 500/50-10.5 that no officer, director, partner or other managerial agent of the contracting business has been convicted of a felony under the Sarbanes-Oxley Act of 2002 or a Class 3 or Class 2 felony under the Illinois Securities Law of 1953 for a period of five years prior to the date of the bid or contract. The contractor acknowledges that the contracting agency shall declare the contract void if this certification is false.

### **I. Addenda**

The contractor or bidder certifies that all relevant addenda have been incorporated in to this contract. Failure to do so may cause the bid to be declared unacceptable.

### **J. Section 42 of the Environmental Protection Act**

The contractor certifies in accordance with 30 ILCS 500/50-12 that the bidder or contractor is not barred from being awarded a contract under this Section which prohibits the bidding on or entering into contracts with the State of Illinois or a State agency by a person or business found by a court or the Pollution Control Board to have committed a willful or knowing violation of Section 42 of the Environmental Protection Act for a period of five years from the date of the order. The contractor acknowledges that the contracting agency may declare the contract void if this certification is false.

### **K. Apprenticeship and Training Certification (Does not apply to federal aid projects)**

In accordance with the provisions of Section 30-22 (6) of the Illinois Procurement Code, the bidder certifies that it is a participant, either as an individual or as part of a group program, in the approved apprenticeship and training programs applicable to each type of work or craft that the bidder will perform with its own forces. The bidder further certifies for work that will be performed by subcontract that each of its subcontractors submitted for approval either (a) is, at the time of such bid, participating in an approved, applicable apprenticeship and training program; or (b) will, prior to commencement of performance of work pursuant to this contract, begin participation in an approved apprenticeship and training program applicable to the work of the subcontract. The Department, at any time before or after award, may require the production of a copy of each applicable Certificate of Registration issued by the United States Department of Labor evidencing such participation by the contractor and any or all of its subcontractors. Applicable apprenticeship and training programs are those that have been approved and registered with the United States Department of Labor. The bidder shall list in the space below, the official name of the program sponsor holding the Certificate of Registration for all of the types of work or crafts in which the bidder is a participant and that will be performed with the bidder's forces. Types of work or craft work that will be subcontracted shall be included and listed as subcontract work. The list shall also indicate any type of work or craft job category that does not have an applicable apprenticeship or training program. **The bidder is responsible for making a complete report and shall make certain that each type of work or craft job category that will be utilized on the project as reported on the Construction Employee Workforce Projection (Form BC-1256) and returned with the bid is accounted for and listed.**

**NA - FEDERAL**

---

---

The requirements of this certification and disclosure are a material part of the contract, and the contractor shall require this certification provision to be included in all approved subcontracts. In order to fulfill this requirement, it shall not be necessary that an applicable program sponsor be currently taking or that it will take applications for apprenticeship, training or employment during the performance of the work of this contract.

### **L. Executive Order Number 1 (2007) Regarding Lobbying on Government Procurements**

The bidder hereby warrants and certifies that they have complied and will comply with the requirements set forth in this Order. The requirements of this warrant and certification are a material part of the contract, and the contractor shall require this warrant and certification provision to be included in all approved subcontracts.

## RETURN WITH BID

### **M. Disclosure of Business Operations in Iran**

Section 50-36 of the Illinois Procurement Code, 30ILCS 500/50-36 provides that each bid, offer, or proposal submitted for a State contract shall include a disclosure of whether or not the Company acting as the bidder, offer or, or proposing entity, or any of its corporate parents or subsidiaries, within the 24 months before submission of the bid, offer, or proposal had business operations that involved contracts with or provision of supplies or services to the Government of Iran, companies in which the Government of Iran has any direct or indirect equity share, consortiums or projects commissioned by the Government of Iran, or companies involved in consortiums or projects commissioned by the Government of Iran and either of the following conditions apply:

- (1) More than 10% of the Company's revenues produced in or assets located in Iran involve oil-related activities or mineral-extraction activities; less than 75% of the Company's revenues produced in or assets located in Iran involve contracts with or provision of oil-related or mineral-extraction products or services to the Government of Iran or a project or consortium created exclusively by that government; and the Company has failed to take substantial action.
- (2) The Company has, on or after August 5, 1996, made an investment of \$20 million or more, or any combination of investments of at least \$10 million each that in the aggregate equals or exceeds \$20 million in any 12-month period, which directly or significantly contributes to the enhancement of Iran's ability to develop petroleum resources of Iran.

The terms "Business operations", "Company", "Mineral-extraction activities", "Oil-related activities", "Petroleum resources", and "Substantial action" are all defined in the Code.

Failure to make the disclosure required by the Code shall cause the bid, offer or proposal to be considered not responsive. The disclosure will be considered when evaluating the bid, offer, or proposal or awarding the contract. The name of each Company disclosed as doing business or having done business in Iran will be provided to the State Comptroller.

Check the appropriate statement:

Company has no business operations in Iran to disclose.

Company has business operations in Iran as disclosed the attached document.

### **N. Political Contributions and Registration with the State Board of Elections**

Sections 20-160 and 50-37 of the Illinois Procurement Code regulate political contributions from business entities and any affiliated entities or affiliated persons bidding on or contracting with the state. Generally under Section 50-37, any business entity, and any affiliated entity or affiliated person of the business entity, whose current year contracts with all state agencies exceed an awarded value of \$50,000, are prohibited from making any contributions to any political committees established to promote the candidacy of the officeholder responsible for the awarding of the contracts or any other declared candidate for that office for the duration of the term of office of the incumbent officeholder or a period 2 years after the termination of the contract, whichever is longer. Any business entity and affiliated entities or affiliated persons whose state contracts in the current year do not exceed an awarded value of \$50,000, but whose aggregate pending bids and proposals on state contracts exceed \$50,000, either alone or in combination with contracts not exceeding \$50,000, are prohibited from making any political contributions to any political committee established to promote the candidacy of the officeholder responsible for awarding the pending contract during the period beginning on the date the invitation for bids or request for proposals is issued and ending on the day after the date of award or selection if the entity was not awarded or selected. Section 20-160 requires certification of registration of affected business entities in accordance with procedures found in Section 9-35 of The Election Code.

By submission of a bid, the contractor business entity acknowledges and agrees that it has read and understands Sections 20-160 and 50-37 of the Illinois Procurement Code, and that it makes the following certification:

**The undersigned business entity certifies that it has registered as a business with the State Board of Elections and acknowledges a continuing duty to update the registration in accordance with the above referenced statutes. A copy of the certificate of registration shall be submitted with the bid. The bidder is cautioned that the Department will not award a contract without submission of the certificate of registration.**

These requirements and compliance with the above referenced statutory sections are a material part of the contract, and any breach thereof shall be cause to void the contract under Section 50-60 of the Illinois Procurement Code. This provision does not apply to Federal-aid contracts.

**TO BE RETURNED WITH BID**

**IV. DISCLOSURES**

**A.** The disclosures hereinafter made by the bidder are each a material representation of fact upon which reliance is placed should the Department enter into the contract with the bidder. The Department may terminate the contract if it is later determined that the bidder rendered a false or erroneous disclosure, and the surety providing the performance bond shall be responsible for completion of the contract.

**B. Financial Interests and Conflicts of Interest**

1. Section 50-35 of the Illinois Procurement Code provides that all bids of more than \$10,000 shall be accompanied by disclosure of the financial interests of the bidder. This disclosed information for the successful bidder, will be maintained as public information subject to release by request pursuant to the Freedom of Information Act.

The financial interests to be disclosed shall include ownership or distributive income share that is in excess of 5%, or an amount greater than 60% of the annual salary of the Governor, of the bidding entity or its parent entity, whichever is less, unless the contractor or bidder is a publicly traded entity subject to Federal 10K reporting, in which case it may submit its 10K disclosure in place of the prescribed disclosure. If a bidder is a privately held entity that is exempt from Federal 10K reporting, but has more than 400 shareholders, it may submit the information that Federal 10K companies are required to report, and list the names of any person or entity holding any ownership share that is in excess of 5%. The disclosure shall include the names, addresses, and dollar or proportionate share of ownership of each person making the disclosure, their instrument of ownership or beneficial relationship, and notice of any potential conflict of interest resulting from the current ownership or beneficial interest of each person making the disclosure having any of the relationships identified in Section 50-35 and on the disclosure form.

In addition, all disclosures shall indicate any other current or pending contracts, proposals, leases, or other ongoing procurement relationships the bidding entity has with any other unit of state government and shall clearly identify the unit and the contract, proposal, lease, or other relationship.

2. Disclosure Forms. Disclosure Form A is attached for use concerning the individuals meeting the above ownership or distributive share requirements. Subject individuals should be covered each by one form. In addition, a second form (Disclosure Form B) provides for the disclosure of current or pending procurement relationships with other (non-IDOT) state agencies. **The forms must be included with each bid or incorporated by reference.**

**C. Disclosure Form Instructions**

**Form A: For bidders that have previously submitted the information requested in Form A**

The Department has retained the Form A disclosures submitted by all bidders responding to these requirements for the April 24, 1998 or any subsequent letting conducted by the Department. The bidder has the option of submitting the information again or the bidder may check the following certification statement indicating that the information previously submitted by the bidder is, as of the date of submission, current and accurate. Before checking this certification, the bidder should carefully review its prior submissions to ensure the Certification is correct. If the Bidder checks the Certification, the Bidder should proceed to Form B instructions.

**CERTIFICATION STATEMENT**

**I have determined that the Form A disclosure information previously submitted is current and accurate, and all forms are hereby incorporated by reference in this bid. Any necessary additional forms or amendments to previously submitted forms are attached to this bid.**

\_\_\_\_\_  
(Bidding Company)



\_\_\_\_\_  
Signature of Authorized Representative

\_\_\_\_\_  
Date

**Form A: For bidders who have NOT previously submitted the information requested in Form A**

If the bidder is a publicly traded entity subject to Federal 10K reporting, the 10K Report may be submitted to meet the requirements of Form A. If a bidder is a privately held entity that is exempt from Federal 10K reporting, but has more than 400 shareholders, it may submit the information that Federal 10K companies are required to report, and list the names of any person or entity holding any ownership share that is in excess of 5%. If a bidder is not subject to Federal 10K reporting, the bidder must determine if any individuals are required by law to complete a financial disclosure form. To do this, the bidder should answer each of the following questions. A "YES" answer indicates Form A must be completed. If the answer to each of the following questions is "NO", then the NOT APPLICABLE STATEMENT on the second page of Form A must be signed and dated by a person that is authorized to execute contracts for the bidding company. Note: These questions are for assistance only and are not required to be completed.

1. Does anyone in your organization have a direct or beneficial ownership share of greater than 5% of the bidding entity or parent entity? YES \_\_\_ NO \_\_\_
2. Does anyone in your organization have a direct or beneficial ownership share of less than 5%, but which has a value greater than \$102,600.00? YES \_\_\_ NO \_\_\_
3. Does anyone in your organization receive more than \$106,447.20 of the bidding entity's or parent entity's distributive income? (Note: Distributive income is, for these purposes, any type of distribution of profits. An annual salary is not distributive income.) YES \_\_\_ NO \_\_\_
4. Does anyone in your organization receive greater than 5% of the bidding entity's or parent entity's total distributive income, but which is less than \$106,447.20? YES \_\_\_ NO \_\_\_  
(Note: Only one set of forms needs to be completed per person per bid even if a specific individual would require a yes answer to more than one question.)

A "YES" answer to any of these questions requires the completion of Form A. The bidder must determine each individual in the bidding entity or the bidding entity's parent company that would cause the questions to be answered "Yes". Each form must be signed and dated by a person that is authorized to execute contracts for your organization. **Photocopied or stamped signatures are not acceptable.** The person signing can be, but does not have to be, the person for which the form is being completed. The bidder is responsible for the accuracy of any information provided.

If the answer to each of the above questions is "NO", then the NOT APPLICABLE STATEMENT on page 2 of Form A must be signed and dated by a person that is authorized to execute contracts for your company.

**Form B: Identifying Other Contracts & Procurement Related Information** Disclosure Form B must be completed for each bid submitted by the bidding entity. Note: *Checking the NOT APPLICABLE STATEMENT on Form A does not allow the bidder to ignore Form B. Form B must be completed, checked, and dated or the bidder may be considered nonresponsive and the bid will not be accepted.*

The Bidder shall identify, by checking Yes or No on Form B, whether it has any pending contracts (including leases), bids, proposals, or other ongoing procurement relationship with any other (non-IDOT) State of Illinois agency. If "No" is checked, the bidder only needs to complete the check box on the bottom of Form B. If "Yes" is checked, the bidder must do one of the following:

Option I: If the bidder did not submit an Affidavit of Availability to obtain authorization to bid, the bidder must list all non-IDOT State of Illinois agency pending contracts, leases, bids, proposals, and other ongoing procurement relationships. These items may be listed on Form B or on an attached sheet(s). Do not include IDOT contracts. Contracts with cities, counties, villages, etc. are not considered State of Illinois agency contracts and are not to be included. Contracts with other State of Illinois agencies such as the Department of Natural Resources or the Capital Development Board must be included. Bidders who submit Affidavits of Availability are suggested to use Option II.

Option II: If the bidder is required and has submitted an Affidavit of Availability in order to obtain authorization to bid, the bidder may write or type "See Affidavit of Availability" which indicates that the Affidavit of Availability is incorporated by reference and includes all non-IDOT State of Illinois agency pending contracts, leases, bids, proposals, and other ongoing procurement relationships. For any contracts that are not covered by the Affidavit of Availability, the bidder must identify them on Form B or on an attached sheet(s). These might be such things as leases.

**D. Bidders Submitting More Than One Bid**

Bidders submitting multiple bids may submit one set of forms consisting of all required Form A disclosures and one Form B for use with all bids. Please indicate in the space provided below the bid item that contains the original disclosure forms and the bid items which incorporate the forms by reference.

- The bid submitted for letting item \_\_\_\_\_ contains the Form A disclosures or Certification Statement and the Form B disclosures. The following letting items incorporate the said forms by reference:

---



---

RETURN WITH BID/OFFER

ILLINOIS DEPARTMENT OF TRANSPORTATION

Form A Financial Information & Potential Conflicts of Interest Disclosure

Contractor Name, Legal Address, City, State, Zip, Telephone Number, Email Address, Fax Number (if available)

Disclosure of the information contained in this Form is required by the Section 50-35 of the Illinois Procurement Code (30 ILCS 500). Vendors desiring to enter into a contract with the State of Illinois must disclose the financial information and potential conflict of interest information as specified in this Disclosure Form. This information shall become part of the publicly available contract file. This Form A must be completed for bids in excess of \$10,000, and for all open-ended contracts. A publicly traded company may submit a 10K disclosure (or equivalent if applicable) in satisfaction of the requirements set forth in Form A. See Disclosure Form Instructions.

DISCLOSURE OF FINANCIAL INFORMATION

1. Disclosure of Financial Information. The individual named below has an interest in the BIDDER (or its parent) in terms of ownership or distributive income share in excess of 5%, or an interest which has a value of more than \$106,447.20 (60% of the Governor's salary as of 3/1/09). (Make copies of this form as necessary and attach a separate Disclosure Form A for each individual meeting these requirements)

FOR INDIVIDUAL (type or print information)

NAME:

\_\_\_\_\_

ADDRESS

\_\_\_\_\_

Type of ownership/distributable income share:

stock \_\_\_\_\_ sole proprietorship \_\_\_\_\_ Partnership \_\_\_\_\_ other: (explain on separate sheet): % or \$ value of ownership/distributable income share: \_\_\_\_\_

2. Disclosure of Potential Conflicts of Interest. Check "Yes" or "No" to indicate which, if any, of the following potential conflict of interest relationships apply. If the answer to any question is "Yes", please attach additional pages and describe.

(a) State employment, currently or in the previous 3 years, including contractual employment of services. Yes \_\_\_ No \_\_\_

If your answer is yes, please answer each of the following questions.

1. Are you currently an officer or employee of either the Capitol Development Board or the Illinois Toll Highway Authority? Yes \_\_\_ No \_\_\_

2. Are you currently appointed to or employed by any agency of the State of Illinois? If you are currently appointed to or employed by any agency of the State of Illinois, and your annual salary exceeds \$106,447.20, (60% of the Governor's salary as of 3/1/09) provide the name the State agency for which you are employed and your annual salary. \_\_\_\_\_

**RETURN WITH BID/OFFER**

- 3. If you are currently appointed to or employed by any agency of the State of Illinois, and your annual salary exceeds \$106,447.20, (60% of the Governor's salary as of 3/1/09) are you entitled to receive (i) more than 7 1/2% of the total distributable income of your firm, partnership, association or corporation, or (ii) an amount in excess of the salary of the Governor? Yes \_\_\_ No \_\_\_
  
- 4. If you are currently appointed to or employed by any agency of the State of Illinois, and your annual salary exceeds \$106,447.20, (60% of the Governor's salary as of 3/1/09) are you and your spouse or minor children entitled to receive (i) more than 15% in aggregate of the total distributable income of your firm, partnership, association or corporation, or (ii) an amount in excess of 2 times the salary of the Governor? Yes \_\_\_ No \_\_\_

---

(b) State employment of spouse, father, mother, son, or daughter, including contractual employment for services in the previous 2 years.

Yes \_\_\_ No \_\_\_

If your answer is yes, please answer each of the following questions.

- 1. Is your spouse or any minor children currently an officer or employee of the Capitol Development Board or the Illinois Toll Highway Authority? Yes \_\_\_ No \_\_\_
  
- 2. Is your spouse or any minor children currently appointed to or employed by any agency of the State of Illinois? If your spouse or minor children is/are currently appointed to or employed by any agency of the State of Illinois, and his/her annual salary exceeds \$106,447.20, (60% of the Governor's salary as of 3/1/09) provide the name of the spouse and/or minor children, the name of the State agency for which he/she is employed and his/her annual salary. \_\_\_\_\_

---

- 3. If your spouse or any minor children is/are currently appointed to or employed by any agency of the State of Illinois, and his/her annual salary exceeds \$106,447.20.00, (60% of the salary of the Governor as of 3/1/09) are you entitled to receive (i) more than 7 1/2% of the total distributable income of your firm, partnership, association or corporation, or (ii) an amount in excess of the salary of the Governor? Yes \_\_\_ No \_\_\_
  
- 4. If your spouse or any minor children are currently appointed to or employed by any agency of the State of Illinois, and his/her annual salary exceeds \$106,447.20, (60% of the Governor's salary as of 3/1/09) are you and your spouse or any minor children entitled to receive (i) more than 15% in the aggregate of the total distributable income from your firm, partnership, association or corporation, or (ii) an amount in excess of 2 times the salary of the Governor? Yes \_\_\_ No \_\_\_

---

(c) Elective status; the holding of elective office of the State of Illinois, the government of the United States, any unit of local government authorized by the Constitution of the State of Illinois or the statutes of the State of Illinois currently or in the previous 3 years.

Yes \_\_\_ No \_\_\_

---

(d) Relationship to anyone holding elective office currently or in the previous 2 years; spouse, father, mother, son, or daughter.

Yes \_\_\_ No \_\_\_

---

(e) Appointive office; the holding of any appointive government office of the State of Illinois, the United State of America, or any unit of local government authorized by the Constitution of the State of Illinois or the statutes of the State of Illinois, which office entitles the holder to compensation in excess of the expenses incurred in the discharge of that office currently or in the previous 3 years.

Yes \_\_\_ No \_\_\_

---

(f) Relationship to anyone holding appointive office currently or in the previous 2 years; spouse, father, mother, son, or daughter.

Yes \_\_\_ No \_\_\_

---

(g) Employment, currently or in the previous 3 years, as or by any registered lobbyist of the State government.

Yes \_\_\_ No \_\_\_



**RETURN WITH BID/OFFER**

(h) Relationship to anyone who is or was a registered lobbyist in the previous 2 years; spouse, father, mother, son, or daughter. Yes \_\_\_ No \_\_\_

(i) Compensated employment, currently or in the previous 3 years, by any registered election or reelection committee registered with the Secretary of State or any county clerk of the State of Illinois, or any political action committee registered with either the Secretary of State or the Federal Board of Elections. Yes \_\_\_ No \_\_\_

(j) Relationship to anyone; spouse, father, mother, son, or daughter; who was a compensated employee in the last 2 years by any registered election or re-election committee registered with the Secretary of State or any county clerk of the State of Illinois, or any political action committee registered with either the Secretary of State or the Federal Board of Elections. Yes \_\_\_ No \_\_\_

**APPLICABLE STATEMENT**

**This Disclosure Form A is submitted on behalf of the INDIVIDUAL named on previous page.**

Completed by:  \_\_\_\_\_ Date \_\_\_\_\_  
Signature of Individual or Authorized Representative

**NOT APPLICABLE STATEMENT**

**I have determined that no individuals associated with this organization meet the criteria that would require the completion of this Form A.**

**This Disclosure Form A is submitted on behalf of the CONTRACTOR listed on the previous page.**

\_\_\_\_\_ Date \_\_\_\_\_  
Signature of Authorized Representative

RETURN WITH BID/OFFER

**ILLINOIS DEPARTMENT  
OF TRANSPORTATION**

**Form B  
Other Contracts &  
Procurement Related Information  
Disclosure**

Contractor Name		
Legal Address		
City, State, Zip		
Telephone Number	Email Address	Fax Number (if available)

Disclosure of the information contained in this Form is required by the Section 50-35 of the Illinois Procurement Act (30 ILCS 500). This information shall become part of the publicly available contract file. This Form B must be completed for bids in excess of \$10,000, and for all open-ended contracts.

**DISCLOSURE OF OTHER CONTRACTS AND PROCUREMENT RELATED INFORMATION**

**1. Identifying Other Contracts & Procurement Related Information.** The BIDDER shall identify whether it has any pending contracts (including leases), bids, proposals, or other ongoing procurement relationship with any other State of Illinois agency: Yes \_\_\_ No \_\_\_

**If "No" is checked,** the bidder only needs to complete the signature box on the bottom of this page.

**2. If "Yes" is checked.** Identify each such relationship by showing State of Illinois agency name and other descriptive information such as bid or project number (attach additional pages as necessary). SEE DISCLOSURE FORM INSTRUCTIONS:

**THE FOLLOWING STATEMENT MUST BE CHECKED**

<input type="checkbox"/>	_____	_____
	Signature of Authorized Representative	Date

## **RETURN WITH BID**

### **SPECIAL NOTICE TO CONTRACTORS**

The following requirements of the Illinois Department of Human Rights' Rules and Regulations are applicable to bidders on all construction contracts advertised by the Illinois Department of Transportation:

#### **CONSTRUCTION EMPLOYEE UTILIZATION PROJECTION**

- (a) All bidders on construction contracts shall complete and submit, along with and as part of their bids, a Bidder's Employee Utilization Form (Form BC-1256) setting forth a projection and breakdown of the total workforce intended to be hired and/or allocated to such contract work by the bidder including a projection of minority and female employee utilization in all job classifications on the contract project.
- (b) The Department of Transportation shall review the Employee Utilization Form, and workforce projections contained therein, of the contract awardee to determine if such projections reflect an underutilization of minority persons and/or women in any job classification in accordance with the Equal Employment Opportunity Clause and Section 7.2 of the Illinois Department of Human Rights' Rules and Regulations for Public Contracts adopted as amended on September 17, 1980. If it is determined that the contract awardee's projections reflect an underutilization of minority persons and/or women in any job classification, it shall be advised in writing of the manner in which it is underutilizing and such awardee shall be considered to be in breach of the contract unless, prior to commencement of work on the contract project, it submits revised satisfactory projections or an acceptable written affirmative action plan to correct such underutilization including a specific timetable geared to the completion stages of the contract.
- (c) The Department of Transportation shall provide to the Department of Human Rights a copy of the contract awardee's Employee Utilization Form, a copy of any required written affirmative action plan, and any written correspondence related thereto. The Department of Human Rights may review and revise any action taken by the Department of Transportation with respect to these requirements.



**RETURN WITH BID**

**Contract No. 95493  
MACON County  
Section 99-P4000-00-BT  
Project TE-D7(027)  
Route STEVENS CREEK BIKEWAY  
District 7 Construction Funds**

**PART II. WORKFORCE PROJECTION - continued**

- B. Included in "Total Employees" under Table A is the total number of **new hires** that would be employed in the event the undersigned bidder is awarded this contract.

The undersigned bidder projects that: (number) \_\_\_\_\_ new hires would be recruited from the area in which the contract project is located; and/or (number) \_\_\_\_\_ new hires would be recruited from the area in which the bidder's principal office or base of operation is located.

- C. Included in "Total Employees" under Table A is a projection of numbers of persons to be employed directly by the undersigned bidder as well as a projection of numbers of persons to be employed by subcontractors.

The undersigned bidder estimates that (number) \_\_\_\_\_ persons will be directly employed by the prime contractor and that (number) \_\_\_\_\_ persons will be employed by subcontractors.

**PART III. AFFIRMATIVE ACTION PLAN**

- A. The undersigned bidder understands and agrees that in the event the foregoing minority and female employee utilization projection included under **PART II** is determined to be an underutilization of minority persons or women in any job category, and in the event that the undersigned bidder is awarded this contract, he/she will, prior to commencement of work, develop and submit a written Affirmative Action Plan including a specific timetable (geared to the completion stages of the contract) whereby deficiencies in minority and/or female employee utilization are corrected. Such Affirmative Action Plan will be subject to approval by the contracting agency and the **Department of Human Rights**.
- B. The undersigned bidder understands and agrees that the minority and female employee utilization projection submitted herein, and the goals and timetable included under an Affirmative Action Plan if required, are deemed to be part of the contract specifications.

Company \_\_\_\_\_ Telephone Number \_\_\_\_\_

Address \_\_\_\_\_

**NOTICE REGARDING SIGNATURE**

The Bidder's signature on the Proposal Signature Sheet will constitute the signing of this form. The following signature block needs to be completed only if revisions are required.

Signature:  \_\_\_\_\_ Title: \_\_\_\_\_ Date: \_\_\_\_\_

- Instructions: All tables must include subcontractor personnel in addition to prime contractor personnel.
- Table A - Include both the number of employees that would be hired to perform the contract work and the total number currently employed (Table B) that will be allocated to contract work, and include all apprentices and on-the-job trainees. The "Total Employees" column should include all employees including all minorities, apprentices and on-the-job trainees to be employed on the contract work.
- Table B - Include all employees currently employed that will be allocated to the contract work including any apprentices and on-the-job trainees currently employed.
- Table C - Indicate the racial breakdown of the total apprentices and on-the-job trainees shown in Table A.

**RETURN WITH BID**

**ADDITIONAL FEDERAL REQUIREMENTS**

In addition to the Required Contract Provisions for Federal-Aid Construction Contracts (FHWA 1273), all bidders make the following certifications.

- A. By the execution of this proposal, the signing bidder certifies that the bidding entity has not, either directly or indirectly, entered into any agreement, participated in any collusion, or otherwise taken any action, in restraint of free competitive bidding in connection with the submitted bid. This statement made by the undersigned bidder is true and correct under penalty of perjury under the laws of the United States.
- B. CERTIFICATION, EQUAL EMPLOYMENT OPPORTUNITY:
1. Have you participated in any previous contracts or subcontracts subject to the equal opportunity clause. YES \_\_\_\_\_ NO \_\_\_\_\_
  2. If answer to #1 is yes, have you filed with the Joint Reporting Committee, the Director of OFCC, any Federal agency, or the former President's Committee on Equal Employment Opportunity, all reports due under the applicable filing requirements of those organizations? YES \_\_\_\_\_ NO \_\_\_\_\_

**RETURN WITH BID**

**Contract No. 95493  
MACON County  
Section 99-P4000-00-BT  
Project TE-D7(027)  
Route STEVENS CREEK BIKEWAY  
District 7 Construction Funds**

PROPOSAL SIGNATURE SHEET

The undersigned bidder hereby makes and submits this bid on the subject Proposal, thereby assuring the Department that all requirements of the Invitation for Bids and rules of the Department have been met, that there is no misunderstanding of the requirements of paragraph 3 of this Proposal, and that the contract will be executed in accordance with the rules of the Department if an award is made on this bid.

(IF AN INDIVIDUAL)

Firm Name \_\_\_\_\_  
Signature of Owner \_\_\_\_\_  
Business Address \_\_\_\_\_  
\_\_\_\_\_

(IF A CO-PARTNERSHIP)

Firm Name \_\_\_\_\_  
By \_\_\_\_\_  
Business Address \_\_\_\_\_  
Name and Address of All Members of the Firm: \_\_\_\_\_  
\_\_\_\_\_

(IF A CORPORATION)

Corporate Name \_\_\_\_\_  
By \_\_\_\_\_  
Signature of Authorized Representative \_\_\_\_\_  
Typed or printed name and title of Authorized Representative \_\_\_\_\_

(IF A JOINT VENTURE, USE THIS SECTION FOR THE MANAGING PARTY AND THE SECOND PARTY SHOULD SIGN BELOW)

Attest \_\_\_\_\_  
Signature \_\_\_\_\_  
Business Address \_\_\_\_\_

(IF A JOINT VENTURE)

Corporate Name \_\_\_\_\_  
By \_\_\_\_\_  
Signature of Authorized Representative \_\_\_\_\_  
Typed or printed name and title of Authorized Representative \_\_\_\_\_

Attest \_\_\_\_\_  
Signature \_\_\_\_\_  
Business Address \_\_\_\_\_

If more than two parties are in the joint venture, please attach an additional signature sheet.



Return with Bid

Division of Highways
Proposal Bid Bond
(Effective November 1, 1992)

Item No. \_\_\_\_\_

Letting Date \_\_\_\_\_

KNOW ALL MEN BY THESE PRESENTS, That We \_\_\_\_\_

as PRINCIPAL, and \_\_\_\_\_

\_\_\_\_\_ as SURETY, are held jointly, severally and firmly bound unto the STATE OF ILLINOIS in the penal sum of 5 percent of the total bid price, or for the amount specified in Article 102.09 of the "Standard Specifications for Road and Bridge Construction" in effect on the date of invitation for bids, whichever is the lesser sum, well and truly to be paid unto said STATE OF ILLINOIS, for the payment of which we bind ourselves, our heirs, executors, administrators, successors and assigns.

THE CONDITION OF THE FOREGOING OBLIGATION IS SUCH, that whereas, the PRINCIPAL has submitted a bid proposal to the STATE OF ILLINOIS, acting through the Department of Transportation, for the improvement designated by the Transportation Bulletin Item Number and Letting Date indicated above.

NOW, THEREFORE, if the Department shall accept the bid proposal of the PRINCIPAL; and if the PRINCIPAL shall, within the time and as specified in the bidding and contract documents, submit a DBE Utilization Plan that is accepted and approved by the Department; and if, after award by the Department, the PRINCIPAL shall enter into a contract in accordance with the terms of the bidding and contract documents including evidence of the required insurance coverages and providing such bond as specified with good and sufficient surety for the faithful performance of such contract and for the prompt payment of labor and material furnished in the prosecution thereof; or if, in the event of the failure of the PRINCIPAL to make the required DBE submission or to enter into such contract and to give the specified bond, the PRINCIPAL pays to the Department the difference not to exceed the penalty hereof between the amount specified in the bid proposal and such larger amount for which the Department may contract with another party to perform the work covered by said bid proposal, then this obligation shall be null and void, otherwise, it shall remain in full force and effect.

IN THE EVENT the Department determines the PRINCIPAL has failed to comply with any requirement as set forth in the preceding paragraph, then Surety shall pay the penal sum to the Department within fifteen (15) days of written demand therefor. If Surety does not make full payment within such period of time, the Department may bring an action to collect the amount owed. Surety is liable to the Department for all its expenses, including attorney's fees, incurred in any litigation in which it prevails either in whole or in part.

In TESTIMONY WHEREOF, the said PRINCIPAL and the said SURETY have caused this instrument to be signed by

their respective officers this \_\_\_\_\_ day of \_\_\_\_\_ A.D., \_\_\_\_\_ .

PRINCIPAL

SURETY

\_\_\_\_\_  
(Company Name)

\_\_\_\_\_  
(Company Name)

By \_\_\_\_\_  
(Signature & Title)

By: \_\_\_\_\_  
(Signature of Attorney-in-Fact)

Notary Certification for Principal and Surety

STATE OF ILLINOIS,  
County of \_\_\_\_\_

I, \_\_\_\_\_, a Notary Public in and for said County, do hereby certify that

\_\_\_\_\_ and \_\_\_\_\_  
(Insert names of individuals signing on behalf of PRINCIPAL & SURETY)

who are each personally known to me to be the same persons whose names are subscribed to the foregoing instrument on behalf of PRINCIPAL and SURETY, appeared before me this day in person and acknowledged respectively, that they signed and delivered said instrument as their free and voluntary act for the uses and purposes therein set forth.

Given under my hand and notarial seal this \_\_\_\_\_ day of \_\_\_\_\_ A.D. \_\_\_\_\_

My commission expires \_\_\_\_\_

Notary Public

In lieu of completing the above section of the Proposal Bid Form, the Principal may file an Electronic Bid Bond. By signing the proposal and marking the check box next to the Signature and Title line below, the Principal is ensuring the identified electronic bid bond has been executed and the Principal and Surety are firmly bound unto the State of Illinois under the conditions of the bid bond as shown above.

Electronic Bid Bond ID# \_\_\_\_\_

Company / Bidder Name \_\_\_\_\_



Signature and Title \_\_\_\_\_



# PROPOSAL ENVELOPE



# PROPOSALS

for construction work advertised for bids by the  
Illinois Department of Transportation

Item No.	Item No.	Item No.

Submitted By:

Name:
Address:
Phone No.

Bidders should use an IDOT proposal envelope or affix this form to the front of a 10" x 13" envelope for the submittal of bids. If proposals are mailed, they should be enclosed in a second or outer envelope addressed to:

Engineer of Design and Environment - Room 326  
Illinois Department of Transportation  
2300 South Dirksen Parkway  
Springfield, Illinois 62764

## **NOTICE**

**Individual bids, including Bid Bond and/or supplemental information if required, should be securely stapled.**

# CONTRACTOR OFFICE COPY OF CONTRACT SPECIFICATIONS

## NOTICE

None of the following material needs to be returned with the bid package unless the special provisions require documentation and/or other information to be submitted.

**Contract No. 95493  
MACON County  
Section 99-P4000-00-BT  
Project TE-D7(027)  
Route STEVENS CREEK BIKEWAY  
District 7 Construction Funds**



**Illinois Department of Transportation**



- 1. TIME AND PLACE OF OPENING BIDS.** Sealed proposals for the improvement described herein will be received by the Department of Transportation at the Harry R. Hanley Building, 2300 South Dirksen Parkway, in Springfield, Illinois until 10:00 o'clock a.m., June 12, 2009. All bids will be gathered, sorted, publicly opened and read in the auditorium at the Department of Transportation's Harry R. Hanley Building shortly after the 10:00 a.m. cut off time.
- 2. DESCRIPTION OF WORK.** The proposed improvement is identified and advertised for bids in the Invitation for Bids as:

**Contract No. 95493  
MACON County  
Section 99-P4000-00-BT  
Project TE-D7(027)  
Route STEVENS CREEK BIKEWAY  
District 7 Construction Funds**

**Construction of a 4.01 mile bike/pedestrian trail in Fairview Park including landscaping, pedestrian bridge, drainage, 2 covered decks and 2 parking lots, one in Fairview Park and one in Grendell Park in the city of Decatur.**

- 3. INSTRUCTIONS TO BIDDERS.** (a) This Notice, the invitation for bids, proposal and letter of award shall, together with all other documents in accordance with Article 101.09 of the Standard Specifications for Road and Bridge Construction, become part of the contract. Bidders are cautioned to read and examine carefully all documents, to make all required inspections, and to inquire or seek explanation of the same prior to submission of a bid.  
  
(b) State law, and, if the work is to be paid wholly or in part with Federal-aid funds, Federal law requires the bidder to make various certifications as a part of the proposal and contract. By execution and submission of the proposal, the bidder makes the certification contained therein. A false or fraudulent certification shall, in addition to all other remedies provided by law, be a breach of contract and may result in termination of the contract.
- 4. AWARD CRITERIA AND REJECTION OF BIDS.** This contract will be awarded to the lowest responsive and responsible bidder considering conformity with the terms and conditions established by the Department in the rules, Invitation for Bids and contract documents. The issuance of plans and proposal forms for bidding based upon a prequalification rating shall not be the sole determinant of responsibility. The Department reserves the right to determine responsibility at the time of award, to reject any or all proposals, to readvertise the proposed improvement, and to waive technicalities.

By Order of the  
Illinois Department of Transportation

Gary Hannig,  
Acting Secretary

INDEX  
FOR  
SUPPLEMENTAL SPECIFICATIONS  
AND RECURRING SPECIAL PROVISIONS

Adopted January 1, 2009

This index contains a listing of SUPPLEMENTAL SPECIFICATIONS and frequently used RECURRING SPECIAL PROVISIONS.

ERRATA Standard Specifications for Road and Bridge Construction (Adopted 1-1-07) (Revised 1-1-09)

SUPPLEMENTAL SPECIFICATIONS

<u>Std. Spec. Sec.</u>	<u>Page No.</u>
201 Clearing, Tree Removal and Protection .....	1
205 Embankment .....	2
251 Mulch .....	3
253 Planting Woody Plants .....	4
280 Temporary Erosion Control .....	6
443 Reflective Crack Control Treatment .....	7
502 Excavation for Structures .....	10
503 Concrete Structures .....	11
504 Precast Concrete Structures .....	12
505 Steel Structures .....	13
540 Box Culverts .....	14
581 Waterproofing Membrane System .....	15
633 Removing and Reerecting Guardrail and Terminals .....	16
669 Removal and Disposal of Regulated Substances .....	17
672 Sealing Abandoned Water Wells .....	18
701 Work Zone Traffic Control and Protection .....	19
733 Overhead Sign Structures .....	20
783 Pavement Marking and Marker Removal .....	21
801 Electrical Requirements .....	22
805 Electrical Service Installation – Traffic Signals .....	23
836 Pole Foundation .....	24
838 Breakaway Devices .....	25
862 Uninterruptable Power Supply .....	26
873 Electric Cable .....	28
878 Traffic Signal Concrete Foundation .....	30
1004 Coarse Aggregates .....	31
1008 Structural Steel Coatings .....	32
1010 Finely Divided Materials .....	33
1020 Portland Cement Concrete .....	34
1022 Concrete Curing Materials .....	43
1024 Nonshrink Grout .....	44
1042 Precast Concrete Products .....	45
1062 Reflective Crack Control System .....	47
1069 Pole and Tower .....	49
1074 Control Equipment .....	52
1076 Wire and Cable .....	57
1081 Materials for Planting .....	58
1083 Elastomeric Bearings .....	60
1094 Overhead Sign Structures .....	61
1101 General Equipment .....	62
1102 Hot-Mix Asphalt Equipment .....	63
1106 Work Zone Traffic Control Devices .....	64

## RECURRING SPECIAL PROVISIONS

The following RECURRING SPECIAL PROVISIONS indicated by an "X" are applicable to this contract and are included by reference:

<u>CHECK SHEET #</u>	<u>PAGE NO.</u>
1 <input checked="" type="checkbox"/> Additional State Requirements For Federal-Aid Construction Contracts (Eff. 2-1-69) (Rev. 1-1-07) .....	65
2 <input checked="" type="checkbox"/> Subletting of Contracts (Federal-Aid Contracts) (Eff. 1-1-88) (Rev. 5-1-93) .....	67
3 <input checked="" type="checkbox"/> EEO (Eff. 7-21-78) (Rev. 11-18-80) .....	68
4 <input type="checkbox"/> Specific Equal Employment Opportunity Responsibilities Non Federal-Aid Contracts (Eff. 3-20-69) (Rev. 1-1-94) .....	78
5 <input type="checkbox"/> Required Provisions - State Contracts (Eff. 4-1-65) (Rev. 1-1-07) .....	83
6 <input type="checkbox"/> Reserved .....	88
7 <input type="checkbox"/> Reserved .....	89
8 <input checked="" type="checkbox"/> Haul Road Stream Crossings, Other Temporary Stream Crossings, and In-Stream Work Pads (Eff. 1-2-92) (Rev. 1-1-98) .....	90
9 <input type="checkbox"/> Construction Layout Stakes Except for Bridges (Eff. 1-1-99) (Rev. 1-1-07) .....	91
10 <input type="checkbox"/> Construction Layout Stakes (Eff. 5-1-93) (Rev. 1-1-07) .....	94
11 <input type="checkbox"/> Use of Geotextile Fabric for Railroad Crossing (Eff. 1-1-95) (Rev. 1-1-07) .....	97
12 <input type="checkbox"/> Subsealing of Concrete Pavements (Eff. 11-1-84) (Rev. 1-1-07) .....	99
13 <input type="checkbox"/> Hot-Mix Asphalt Surface Correction (Eff. 11-1-87) (Rev. 1-1-09) .....	103
14 <input type="checkbox"/> Pavement and Shoulder Resurfacing (Eff. 2-1-00) (Rev. 1-1-09) .....	105
15 <input type="checkbox"/> PCC Partial Depth Hot-Mix Asphalt Patching (Eff. 1-1-98) (Rev. 1-1-07) .....	106
16 <input type="checkbox"/> Patching with Hot-Mix Asphalt Overlay Removal (Eff. 10-1-95) (Rev. 1-1-07) .....	108
17 <input type="checkbox"/> Polymer Concrete (Eff. 8-1-95) (Rev. 1-1-08) .....	109
18 <input type="checkbox"/> PVC Pipeliner (Eff. 4-1-04) (Rev. 1-1-07) .....	111
19 <input type="checkbox"/> Pipe Underdrains (Eff. 9-9-87) (Rev. 1-1-07) .....	112
20 <input type="checkbox"/> Guardrail and Barrier Wall Delineation (Eff. 12-15-93) (Rev. 1-1-97) .....	113
21 <input type="checkbox"/> Bicycle Racks (Eff. 4-1-94) (Rev. 1-1-07) .....	117
22 <input type="checkbox"/> Temporary Modular Glare Screen System (Eff. 1-1-00) (Rev. 1-1-07) .....	119
23 <input type="checkbox"/> Temporary Portable Bridge Traffic Signals (Eff. 8-1-03) (Rev. 1-1-07) .....	121
24 <input type="checkbox"/> Work Zone Public Information Signs (Eff. 9-1-02) (Rev. 1-1-07) .....	123
25 <input type="checkbox"/> Night Time Inspection of Roadway Lighting (Eff. 5-1-96) .....	124
26 <input type="checkbox"/> English Substitution of Metric Bolts (Eff. 7-1-96) .....	125
27 <input type="checkbox"/> English Substitution of Metric Reinforcement Bars (Eff. 4-1-96) (Rev. 1-1-03) .....	126
28 <input type="checkbox"/> Calcium Chloride Accelerator for Portland Cement Concrete (Eff. 1-1-01) .....	127
29 <input type="checkbox"/> Reserved .....	128
30 <input type="checkbox"/> Quality Control of Concrete Mixtures at the Plant (Eff. 8-1-00) (Rev. 1-1-09) .....	129
31 <input type="checkbox"/> Quality Control/Quality Assurance of Concrete Mixtures (Eff. 4-1-92) (Rev. 1-1-09) .....	137
32 <input type="checkbox"/> Asbestos Bearing Pad Removal (Eff. 11-1-03) .....	149
33 <input type="checkbox"/> Asbestos Hot-Mix Asphalt Surface Removal (Eff. 6-1-89) (Rev. 1-1-09) .....	150
LRS 1 <input type="checkbox"/> Reserved .....	152
LRS 2 <input type="checkbox"/> Furnished Excavation (Eff. 1-1-99) (Rev. 1-1-07) .....	153
LRS 3 <input checked="" type="checkbox"/> Work Zone Traffic Control (Eff. 1-1-99) (Rev. 1-1-07) .....	154
LRS 4 <input checked="" type="checkbox"/> Flaggers in Work Zones (Eff. 1-1-99) (Rev. 1-1-07) .....	155
LRS 5 <input type="checkbox"/> Contract Claims (Eff. 1-1-02) (Rev. 1-1-07) .....	156
LRS 6 <input type="checkbox"/> Bidding Requirements and Conditions for Contract Proposals (Eff. 1-1-02) .....	157
LRS 7 <input type="checkbox"/> Bidding Requirements and Conditions for Material Proposals (Eff. 1-1-02) (Rev. 1-1-03) .....	163
LRS 8 <input type="checkbox"/> Failure to Complete the Work on Time (Eff. 1-1-99) .....	169
LRS 9 <input type="checkbox"/> Bituminous Surface Treatments (Eff. 1-1-99) .....	170
LRS 10 <input type="checkbox"/> Reflective Sheeting Type C (Eff. 1-1-99) (Rev. 1-1-02) .....	171
LRS 11 <input type="checkbox"/> Employment Practices (Eff. 1-1-99) .....	172
LRS 12 <input type="checkbox"/> Wages of Employees on Public Works (Eff. 1-1-99) (Rev. 4-1-06) .....	174
LRS 13 <input type="checkbox"/> Selection of Labor (Eff. 1-1-99) .....	175
LRS 14 <input type="checkbox"/> Paving Brick and Concrete Paver Pavements and Sidewalks (Eff. 1-1-04) (Rev. 1-1-09) .....	176
LRS 15 <input type="checkbox"/> Partial Payments (Eff. 1-1-07) .....	179

**INDEX**

<u>ARTICLE</u>	<u>TITLE</u>	<u>PAGE</u>
SP-1	DESCRIPTION OF PROJECT	1
SP-2	INSURANCE	1
SP-3	PREVAILING WAGE RATE	2
SP-4	VIDEO RECORDING OF EXISTING CONDITIONS	2
SP-5	CONSTRUCTION SCHEDULE	2
SP-6	RE-VEGETATION OF PARCEL 15	2
SP-7	SHRUB, CORYLUS AMERICANA (AMERICAN FILBERT) AND EVERGREEN, PICEA ABIES (NORWAY SPRUCE)	3
SP-8	TREE, TAXODIUM DISTICHUM (COMMON BALD CYPRESS) TO QUERCUS PALUSTRIS (PIN OAK)	3
SP-9	INLINE WATER CONTROL STRUCTURE (06x18P)	3
SP-10	INLINE WATER CONTROL STRUCTURE (06x15P)	4
SP-11	COVERED DECK STRUCTURE NO. 1 AND NO. 2	4
SP-12	20200100 PRECAST CONCRETE BUMPER BLOCKS (LOW PROFILE)	5
SP-13	25001000 ET AL EARTH EXCAVATION	5
SP-14	25001825 SEEDING, CLASS 2 & 4 (SPECIAL)	5
SP-15	25002024 SEEDING, CLASS 6 (SPECIAL)	6
SP-16	28000250 SEEDING, CLASS 4B (MODIFIED)	6
SP-17	42000100 TEMPORARY EROSION CONTROL SEEDING	7
SP-18	42001400 PORTLAND CEMENT CONCRETE PAVEMENT 6"	7
SP-19	50901765 BRIDGE APPROACH PAVEMENT (SPECIAL)	7
SP-20	54215547-571 PIPE HANDRAIL, SPECIAL	8
SP-21	550A2320 & 2560 METAL END SECTIONS, 12" THRU 36"	8
SP-22	60242500 & 2600 STORM SEWERS, RUBBER GASKET, CLASS A	8
SP-23	60604500 INLETS, SPECIAL, NO. 1 & NO. 2	8
SP-24	63200305 COMBINATION CONCRETE CURB AND GUTTER, TYPE B-6.18 ABUTTING EXISTING PAVEMENT	9
SP-25	70101700 STEEL PLATE BEAM GUARDRAIL REMOVAL	9
SP-26	X0322923 TRAFFIC CONTROL AND PROTECTION	9
SP-27	X0323146 SEGMENTAL CONCRETE BLOCK WALL	10
SP-28	COLLAPSIBLE VEHICLE STOP	12
SP-29	STATUS OF UTILITIES TO BE ADJUSTED	13

<i>Storm Water Pollution Prevention Plan</i>	<i>14</i>
<i>Commitments</i>	<i>22</i>
<i>BICYCLE PATHWAY CROSSING AGREEMENT</i>	<i>23</i>
<i>ILLINOIS ENVIRONMENTAL PROTECTION AGENCY</i>	<i>31</i>
<i>DEPARTMENT OF THE ARMY PERMIT</i>	<i>34</i>
<i>WETLAND COMPENSATION PLAN</i>	<i>45</i>

INDEX LOCAL ROADS AND STREETS SPECIAL PROVISIONS

LR #	Pg #	Special Provision Title	Effective	Revised
LR SD 12		<input type="checkbox"/> Slab Movement Detection Device	Nov. 11, 1984	Jan. 1, 2007
LR SD 13		<input type="checkbox"/> Required Cold Milled Surface Texture	Nov. 1, 1987	Jan. 1, 2007
LR 102		<input type="checkbox"/> Protests on Local Lettings	Jan. 1, 2007	
LR 105		<input type="checkbox"/> Cooperation with Utilities	Jan. 1, 1999	Jan. 1, 2007
LR 107-2		<input type="checkbox"/> Railroad Protective Liability Insurance for Local Lettings	Mar. 1, 2005	Jan. 1, 2006
LR 107-3		<input type="checkbox"/> Disadvantaged Business Enterprise Participation	Jan. 1, 2007	Nov. 1, 2008
LR 107-4	82	<input checked="" type="checkbox"/> Insurance	Feb. 1, 2007	Aug. 1, 2007
LR 107-5		<input type="checkbox"/> Substance Abuse Prevention Program	Jan. 1, 2008	Jan. 8, 2008
LR 108		<input type="checkbox"/> Combination Bids	Jan. 1, 1994	Mar. 1, 2005
LR 212		<input type="checkbox"/> Shaping Roadway	Aug. 1, 1969	Jan. 1, 2002
LR 355-1		<input type="checkbox"/> Asphalt Stabilized Base Course, Road Mix or Traveling Plant Mix	Oct. 1, 1973	Jan. 1, 2007
LR 355-2		<input type="checkbox"/> Asphalt Stabilized Base Course, Plant Mix	Feb. 2, 1963	Jan. 1, 2007
LR 400-1		<input type="checkbox"/> Bituminous Treated Earth Surface	Jan. 1, 2008	
LR 400-2		<input type="checkbox"/> Bituminous Surface Mixture (Class B)	Jan. 1, 2008	
LR 400-3		<input type="checkbox"/> Pavement Rehabilitation by the Heat-Scarify-Overlay Method	Jan. 1, 2008	
LR 402		<input type="checkbox"/> Salt Stabilized Surface Course	Feb. 20, 1963	Jan. 1, 2007
LR 403-2		<input type="checkbox"/> Bituminous Hot Mix Sand Seal Coat	Aug. 1, 1969	Jan. 1, 2007
LR 406		<input type="checkbox"/> Filling HMA Core Holes with Non-shrink Grout	Jan. 1, 2008	
LR 420		<input type="checkbox"/> PCC Pavement (Special)	May 12, 1964	Jan. 2, 2007
LR 442		<input type="checkbox"/> Bituminous Patching Mixtures for Maintenance Use	Jan. 1, 2004	Jun. 1, 2007
LR 451		<input type="checkbox"/> Crack Filling Bituminous Pavement with Fiber-Asphalt	Oct. 1, 1991	Jan. 1, 2007
LR 503-1		<input type="checkbox"/> Furnishing Class SI Concrete	Oct. 1, 1973	Jan. 1, 2002
LR 503-2		<input type="checkbox"/> Furnishing Class SI Concrete (Short Load)	Jan. 1, 1989	Jan. 1, 2002
LR 542		<input type="checkbox"/> Pipe Culverts, Type _____ (Furnished)	Sep. 1, 1964	Jan. 1, 2007
LR 663		<input type="checkbox"/> Calcium Chloride Applied	Jun. 1, 1958	Jan. 1, 2007
LR 702		<input type="checkbox"/> Construction and Maintenance Signs	Jan. 1, 2004	Jun. 1, 2007
LR 1004		<input type="checkbox"/> Coarse Aggregate for Bituminous Surface Treatment	Jan. 1, 2002	Jan. 1, 2007
LR 1013		<input type="checkbox"/> Rock Salt (Sodium Chloride)	Aug. 1, 1969	Jan. 1, 2002
LR 1030		<input type="checkbox"/> Growth Curve	Mar. 1, 2008	
LR 1032-1		<input type="checkbox"/> Penetrating Emulsions	Jan. 1, 2007	Feb. 1, 2007
LR 1032-2		<input type="checkbox"/> Multigrade Cold Mix Asphalt	Jan. 1, 2007	Feb. 1, 2007
LR 1102		<input type="checkbox"/> Road Mix or Traveling Plan Mix Equipment	Jan. 1, 2007	

BDE SPECIAL PROVISIONS  
For the April 24 and June 12, 2009 Lettings

The following special provisions indicated by an "X" are applicable to this contract. An \* indicates a new or revised special provision for the letting.

File Name	Pg#		Special Provision Title	Effective	Revised
80099			Accessible Pedestrian Signals (APS)	April 1, 2003	Jan. 1, 2007
80186	83	X	Alkali-Silica Reaction for Cast-in-Place Concrete	Aug. 1, 2007	Jan. 1, 2009
80213	86	X	Alkali-Silica Reaction for Precast and Precast Prestressed Concrete	Jan. 1, 2009	
* 80243			American Recovery and Reinvestment Act Provisions	April 1, 2009	
* 80236			American Recovery and Reinvestment Act Signing	April 1, 2009	April 2, 2009
80207	89	X	Approval of Proposed Borrow Areas, Use Areas, and/or Waste Areas Inside Illinois State Borders	Nov. 1, 2008	
80192			Automated Flagger Assistance Device	Jan. 1, 2008	
* 80173			Bituminous Materials Cost Adjustments	Nov. 2, 2006	April 1, 2009
50261			Building Removal-Case I (Non-Friable and Friable Asbestos)	Sept. 1, 1990	Jan. 1, 2007
50481			Building Removal-Case II (Non-Friable Asbestos)	Sept. 1, 1990	Jan. 1, 2007
50491			Building Removal-Case III (Friable Asbestos)	Sept. 1, 1990	Jan. 1, 2007
50531			Building Removal-Case IV (No Asbestos)	Sept. 1, 1990	Jan. 1, 2007
* 80166	90	X	Cement	Jan. 1, 2007	April 1, 2009
80198			Completion Date (via calendar days)	April 1, 2008	
80199			Completion Date (via calendar days) Plus Working Days	April 1, 2008	
* 80094	93	X	Concrete Admixtures	Jan. 1, 2003	April 1, 2009
80193			Concrete Barrier	Jan. 1, 2008	
80214			Concrete Gutter, Type A	Jan. 1, 2009	
80215			Concrete Joint Sealer	Jan. 1, 2009	
* 80226			Concrete Mix Designs	April 1, 2009	
* 80237			Construction Air Quality – Diesel Vehicle Emissions Control	April 1, 2009	
* 80239			Construction Air Quality – Idling Restrictions	April 1, 2009	
* 80227			Determination of Thickness	April 1, 2009	
80177			Digital Terrain Modeling for Earthwork Calculations	April 1, 2007	
80029	97	X	Disadvantaged Business Enterprise Participation	Sept. 1, 2000	Nov. 1, 2008
80178			Dowel Bars	April 1, 2007	Jan. 1, 2008
80179			Engineer's Field Office Type A	April 1, 2007	Aug. 1, 2008
80205			Engineer's Field Office Type B	Aug. 1, 2008	
80175			Epoxy Pavement Markings	Jan. 1, 2007	
80189	105	X	Equipment Rental Rates	Aug. 2, 2007	Jan. 2, 2008
* 80228	107	X	Flagger at Side Roads and Entrances	April 1, 2009	
* 80229	108	X	Fuel Cost Adjustment	April 1, 2009	
80169			High Tension Cable Median Barrier	Jan. 1, 2007	
80194			HMA – Hauling on Partially Completed Full-Depth Pavement	Jan. 1, 2008	
80181	112	X	Hot-Mix Asphalt – Field Voids in the Mineral Aggregate	April 1, 2007	April 1, 2008
80201	114	X	Hot-Mix Asphalt – Plant Test Frequency	April 1, 2008	
80202	116	X	Hot-Mix Asphalt – Transportation	April 1, 2008	
80136			Hot-Mix Asphalt Mixture IL-4.75	Nov. 1, 2004	Jan. 1, 2008
80195			Hot-Mix Asphalt Mixture IL-9.5L	Jan. 1, 2008	
80109			Impact Attenuators	Nov. 1, 2003	Nov. 1, 2008
80110			Impact Attenuators, Temporary	Nov. 1, 2003	Jan. 1, 2007
* 80230	117	X	Liquidated Damages	April 1, 2009	
80196			Mast Arm Assembly and Pole	Jan. 1, 2008	Jan. 1, 2009
80045			Material Transfer Device	June 15, 1999	Jan. 1, 2009
* 80203	118	X	Metal Hardware Cast into Concrete	April 1, 2008	April 1, 2009
80165			Moisture Cured Urethane Paint System	Nov. 1, 2006	Jan. 1, 2007
* 80238			Monthly Employment Report	April 1, 2009	
80082			Multilane Pavement Patching	Nov. 1, 2002	
80180	119	X	National Pollutant Discharge Elimination System / Erosion and Sediment Control Deficiency Deduction (NOTE: This special provision was previously named "Erosion and Sediment Control Deficiency Deduction".)	April 1, 2007	Nov. 1, 2008
80208			Nighttime Work Zone Lighting	Nov. 1, 2008	
80129			Notched Wedge Longitudinal Joint	July 1, 2004	Jan. 1, 2007
80182			Notification of Reduced Width	April 1, 2007	



File Name	Pg#		Special Provision Title	Effective	Revised
80069			Organic Zinc-Rich Paint System	Nov. 1, 2001	Jan. 1, 2008
80216			Partial Exit Ramp Closure for Freeway/Expressway	Jan. 1, 2009	
80231			Pavement Marking Removal	April 1, 2009	
80022	120	X	Payments to Subcontractors	June 1, 2000	Jan. 1, 2006
80235	122	X	Payrolls and Payroll Records	Mar. 1, 2009	
80209	124	X	Personal Protective Equipment	Nov. 1, 2008	
80232	125	X	Pipe Culverts	April 1, 2009	
80134			Plastic Blockouts for Guardrail	Nov. 1, 2004	Jan. 1, 2007
80119			Polyurea Pavement Marking	April 1, 2004	Jan. 1, 2009
80210			Portland Cement Concrete Inlay or Overlay	Nov. 1, 2008	
80170			Portland Cement Concrete Plants	Jan. 1, 2007	
80217			Post Clips for Extruded Aluminum Signs	Jan. 1, 2009	
80171	129	X	Precast Handling Holes	Jan. 1, 2007	
80218			Preventive Maintenance – Bituminous Surface Treatment	Jan. 1, 2009	April 1, 2009
80219			Preventive Maintenance – Cape Seal	Jan. 1, 2009	April 1, 2009
80220			Preventive Maintenance – Micro-Surfacing	Jan. 1, 2009	
80221			Preventive Maintenance – Slurry Seal	Jan. 1, 2009	
80211			Prismatic Curb Reflectors	Nov. 1, 2008	
80015			Public Convenience and Safety	Jan. 1, 2000	
34261			Railroad Protective Liability Insurance	Dec. 1, 1986	Jan. 1, 2006
80157	131	X	Railroad Protective Liability Insurance (5 and 10)	Jan. 1, 2006	
80223			Ramp Closure for Freeway/Expressway	Jan. 1, 2009	
80172	133	X	Reclaimed Asphalt Pavement (RAP)	Jan. 1, 2007	April 1, 2009
80183	140	X	Reflective Sheeting on Channelizing Devices	April 1, 2007	Nov. 1, 2008
80151	141	X	Reinforcement Bars	Nov. 1, 2005	April 1, 2009
80206	143	X	Reinforcement Bars – Storage and Protection	Aug. 1, 2008	April 1, 2009
80224			Restoring Bridge Approach Pavements Using High-Density Foam	Jan. 1, 2009	
80184			Retroreflective Sheeting, Nonreflective Sheeting, and Translucent Overlay Film for Highway Signs	April 1, 2007	
80233			Right-of-Entry Permit	April 1, 2009	
80131	144	X	Seeding	July 1, 2004	Jan. 1, 2009
80152			Self-Consolidating Concrete for Cast-In-Place Construction	Nov. 1, 2005	Jan. 1, 2009
80132	146	X	Self-Consolidating Concrete for Precast Products	July 1, 2004	Jan. 1, 2007
80212	148	X	Sign Panels and Sign Panel Overlays	Nov. 1, 2008	
80197	149	X	Silt Filter Fence	Jan. 1, 2008	
80127	150	X	Steel Cost Adjustment	April 2, 2004	April 1, 2009
80153			Steel Plate Beam Guardrail	Nov. 1, 2005	Aug. 1, 2007
80191	154	X	Stone Gradation Testing	Nov. 1, 2007	
80234			Storm Sewers	April 1, 2009	
80143	155	X	Subcontractor Mobilization Payments	April 2, 2005	
80075			Surface Testing of Pavements	April 1, 2002	Jan. 1, 2007
80087	156	X	Temporary Erosion Control	Nov. 1, 2002	Jan. 1, 2008
80225			Temporary Raised Pavement Marker	Jan. 1, 2009	
80176			Thermoplastic Pavement Markings	Jan. 1, 2007	
20338			Training Special Provisions	Oct. 15, 1975	
80185			Type ZZ Retroreflective Sheeting, Nonreflective Sheeting, and Translucent Overlay Film for Highway Signs	April 1, 2007	
80149			Variable Spaced Tining	Aug. 1, 2005	Jan. 1, 2007
80071	157	X	Working Days	Jan. 1, 2002	
80204	158	X	Woven Wire Fence	April 1, 2008	

The following special provisions are in the 2009 Supplemental Specifications and Recurring Special Provisions:

File Name	Special Provision Title	New Location	Effective	Revised
80108	Asbestos Bearing Pad Removal	Check Sheet #32	Nov. 1, 2003	
72541	Asbestos Waterproofing Membrane and Asbestos Hot-Mix Asphalt Surface Removal	Check Sheet #33	June 1, 1989	Jan. 2, 2007
80167	Electrical Service Installation – Traffic Signals	Section 805	Jan. 1, 2007	
80164	Removal and Disposal of Regulated Substances	Section 669	Aug. 1, 2006	Jan. 1, 2007
80161	Traffic Signal Grounding	Sections 873 and 1076	April 1, 2006	Jan. 1, 2007
80162	Uninterruptable Power Supply (UPS)	Sections 801, 862 and 1074	April 1, 2006	Jan. 1, 2007

<u>File Name</u>	<u>Special Provision Title</u>	<u>New Location</u>	<u>Effective</u>	<u>Revised</u>
80163	Water Blaster with Vacuum Recovery	Articles 783.02 and 1101.12	April 1, 2006	Jan. 1, 2007

The following special provisions require additional information from the designer. The additional information needs to be included in a separate document attached to this check sheet. The Project Development and Implementation section will then include the information in the applicable special provision. The Special Provisions are:

- Building Removal-Case I
- Building Removal-Case II
- Building Removal-Case III
- Building Removal-Case IV
- Completion Date
- Completion Date Plus Working Days
- DBE Participation
- Material Transfer Device
- Railroad Protective Liability Insurance
- Right-of-Entry Permit
- Training Special Provisions
- Working Days

**GUIDE BRIDGE SPECIAL PROVISION INDEX/CHECK SHEET**  
**Effective: March 6, 2009**

√	Pg #	File Name	Title	Effective	Revised
		GBSP4	Polymer Modified Portland Cement Mortar	June 7, 1994	June 1, 2007
		GBSP11	Permanent Steel Sheet Piling	Dec 15, 1993	Jan 1, 2007
		GBSP12	Drainage System	June 10, 1994	Jan 1, 2007
		GBSP13	High-Load Multi-Rotational Bearings	Oct 13, 1988	Mar 6, 2009
		GBSP14	Jack and Remove Existing Bearings	April 20, 1994	Jan 1, 2007
		GBSP15	Three Sided Precast Concrete Structure	July 12, 1994	Mar 6, 2009
		GBSP16	Jacking Existing Superstructure	Jan 11, 1993	Jan 1, 2007
		GBSP17	Bonded Preformed Joint Seal	July 12, 1994	Jan 1, 2007
		GBSP18	Modular Expansion Joint	May 19, 1994	Jan 1, 2007
		GBSP21	Cleaning and Painting Contact Surface Areas of Existing Steel Structures	June 30, 2003	Jan 1, 2007
		GBSP22	Cleaning and Painting New Metal Structures	Sept 13, 1994	Mar 6, 2009
		GBSP25	Cleaning and Painting Existing Steel Structures	Oct 2, 2001	July 9, 2008
		GBSP26	Containment and Disposal of Lead Paint Cleaning Residues	Oct 2, 2001	Mar 6, 2009
		GBSP28	Deck Slab Repair	May 15, 1995	Jan 12, 2009
		GBSP29	Bridge Deck Microsilica Concrete Overlay	May 15, 1995	June 1, 2007
		GBSP30	Bridge Deck Latex Concrete Overlay	May 15, 1995	June 1, 2007
		GBSP31	Bridge Deck High-Reactivity Metakaolin (HRM) Conc Overlay	Jan 21, 2000	June 1, 2007
		GBSP32	Temporary Sheet Piling	Sept 2, 1994	Jan 1, 2007
		GBSP33	Pedestrian Truss Superstructure	Jan 13, 1998	Mar 6, 2009
		GBSP34	Concrete Wearing Surface	June 23, 1994	Jan 12, 2009
		GBSP35	Silicone Bridge Joint Sealer	Aug 1, 1995	Jan 1, 2007
X	159	GBSP36	Surface Preparation and Painting Req. for Weathering Steel	Nov 21, 1997	Mar 6, 2009
		GBSP37	Underwater Structure Excavation Protection	April 1, 1995	Mar 6, 2009
		GBSP38	Mechanically Stabilized Earth Retaining Walls	Feb 3, 1999	Mar 6, 2009
		GBSP42	Drilled Soldier Pile Retaining Wall	Sept 20, 2001	Feb 2, 2007
		GBSP43	Driven Soldier Pile Retaining Wall	Nov 13, 2002	Feb 2, 2007
		GBSP44	Temporary Soil Retention System	Dec 30, 2002	Jan 1, 2007
		GBSP45	Bridge Deck Thin Polymer Overlay	May 7, 1997	Jan 1, 2007
		GBSP46	Geotextile Retaining Walls	Sept 19, 2003	June 1, 2007
		GBSP47	High Performance Concrete Structures	Aug 5, 2002	Jan 1, 2007
		GBSP50	Removal of Existing Non-composite Bridge Decks	June 21, 2004	Jan 1, 2007
		GBSP51	Pipe Underdrain for Structures	May 17, 2000	Jan 1, 2007
		GBSP52	Porous Granular Embankment (Special)	Sept 28, 2005	Nov 14, 2008
		GBSP53	Structural Repair of Concrete	Mar 15, 2006	April 2, 2008
		GBSP55	Erection of Curved Steel Structures	June 1, 2007	
		GBSP56	Setting Piles in Rock	Nov 14, 1996	Jan 1, 2007
		GBSP57	Temporary Mechanically Stabilized Earth Retaining Walls	Jan 6, 2003	April 2, 2008
		GBSP58	Mechanical Splicers	Sep 21, 1995	Mar 6, 2009
		GBSP59	Diamond Grinding and Surface Testing Bridge Sections	Dec 6, 2004	July 9, 2008
		GBSP60	Containment and Disposal of Non-Lead Pain Cleaning Residues	Nov 25, 2004	Mar 6, 2009
		GBSP61	Slipform Parapet	June 1, 2007	Jan 12, 2009
		GBSP62	Concrete Deck Beams	June 13, 2008	Nov 14, 2008
		GBSP63	Demolition Plans for Removal of Existing Structures	Sept 5, 2007	
		GBSP64	Segmental Concrete Block Wall	Jan 7, 1999	July 9, 2008
		GBSP65	Precast Modular Retaining Walls	Mar 19, 2001	Nov 14, 2008
		GBSP66	Wave Equation Analysis of Piles	Nov 14, 2008	
		GBSP67	Structural Assessment Reports for Contractor's Means and Methods	Mar 6, 2009	

LIST ADDITIONAL SPECIAL PROVISIONS BELOW




The following Special Provisions supplement the "Standard Specifications for Road and Bridge Construction", Adopted January 1, 2007, the latest edition of the "Manual on Uniform Traffic Control Devices for Streets and Highways", and the "Manual of Test Procedures of Materials" in effect on the date of invitation of bids, and the Supplemental Specifications and Recurring Special Provisions indicated on the Check Sheet included here in which apply to and govern the construction of Section 99-P4000-00-BT, and in case of conflict with any part, or parts, of said Specifications, the said Special Provisions shall take precedence and shall govern.

#### SP-1 DESCRIPTION OF PROJECT

1.01 The work under this CONTRACT shall consist of the construction of a 10-foot wide bike/pedestrian trail, beginning at an existing bikeway in Fairview Park, Decatur, Illinois. Said point is 762 feet east and 628 feet north of the SW corner of the NW ¼ of the NE ¼ of Sec 17, T16N, R2E of the 3<sup>rd</sup> P.M.; thence generally northerly following the meanders of Stevens Creek for a distance of 4.007 miles and terminating in Greendell Park. Included in the project is the construction of two parking lots, one in Fairview Park and one in Greendell Park.

1.02 The typical section is composed of a 2 ½ inch Hot-Mix Asphalt surface on a 6-inch aggregate base. One foot aggregate shoulders are on both sides.

#### SP-2 INSURANCE

2.01 The Contractor, prior to execution of the contract, shall file with the Owner, copies of completed certificates of insurance in compliance with Article 107.27 of the Illinois Department of Transportation Standard Specifications for Road and Bridge construction. The policy **shall** include the Decatur Park District and the engineering firm of Bainbridge, Gee, Milanski & Associates, Inc. as additional insureds.

2.02 All costs for said insurance shall be considered incidental to the Contract.

2.03 The cancellation clause on certificates of insurance for the Owner shall read as follows:

"Should any of the above described policies be canceled before the expiration date thereof, the issuing company will mail 30 days written notice of cancellation to the certificate holder named hereon."

**NOTICE: THIS CONTRACT WILL NOT BE AWARDED UNTIL THE CONTRACTOR HAS PROVIDED THE OWNER WITH EVIDENCE OF INSURABILITY.**

2.04 The Contractor shall obtain Railroad Protective Liability in accordance with Article 107.11 of the Standard Specifications for the Canadian National/Illinois Central Railroad and the Norfolk Southern Railway Company.

2.05 Evidence of such insurance (Certificate of Insurance for the General Liability Insurance Policy and the original policy of Railroad Protective Liability Insurance) must be furnished to and approved by the Risk Manager, Norfolk Southern Corporation, Three Commercial Place, Norfolk, Virginia 23510-2191, prior to occupancy of Railway's property or commencement of construction, improvement or maintenance on Railway's premises.

2.06 The Contractual Liability Insurance hereinabove referred to is extended to specifically insure the indemnity obligations assumed by the Decatur Park District under Section 7 of an Agreement dated August 30, 2005 with Canadian National/Illinois Central Railroad Company covering use of railroad property for a public bicycle path. Insurer shall not cancel, terminate, or allow to lapse by reason of no renewal the policy without providing Canadian National/Illinois Central Railroad Company at least thirty (30) days' advance written notice, said notice to be sent via certified mail to:

Regional Manager  
United States Real Estate  
Canadian National Railway  
17641 Ashland Avenue  
Homewood, Illinois 60430-1345

### **SP-3 PREVAILING WAGE RATE**

3.01 Pursuant to the Prevailing Wage Act, 820 ILCS 130/1 et. seq. If the rates are revised during the pendency of the contract, the Contractor must pay the revised labor rate. No change orders shall be approved to cover the cost of revised labor rates.

### **SP-4 VIDEO RECORDING OF EXISTING CONDITIONS**

4.01 The Contractor shall provide VHS videotapes of existing facilities along the construction corridor. This may be limited to street crossings and areas of maintained lawns. The videotapes shall be adequate to serve as a basis for comparison in determining whether the terms of the specifications with respect to replacements, restoration and/or preservation of existing surfaces have been complied with.

4.02 One print of the videotape shall be given to the ENGINEER for his files.

4.03 This work will not be paid for separately, but shall be considered incidental to the CONTRACT.

### **SP-5 CONSTRUCTION SCHEDULE**

5.01 The first phase of work shall extend from Sta 400+00 to Sta 420+00. This area includes the borrow pit which is required for fill along the trail.

5.02 Upon completion of clearing, grading and construction of the berm along the bike trail and the shooting berm in this area, the Contractor may proceed with a schedule most beneficial to his operations.

### **SP-6 RE-VEGETATION OF PARCEL 15**

6.01 The seeding classes shall be as shown on the Seeding Schedule on Sheet 3 of the Plans and as designated in Special Provisions, SP-14, 15 and 16.

6.02 Planting of trees on the berm is shown on Sheet 23. The remaining Quercus Bicolor (187), Quercus Macocarpa (44) and Quercus Palustris (44) shall be planted as follows:

- a.) 5 rows of 20 each between the driveway onto Summit Avenue and the existing treed area to the south.
- b.) The remaining 175 trees shall be planted along the south and east edge of the driveway and as directed by the owner of the property.

6.03 The Common Bald Cypress shall be distributed around the borrow pit upon its completion.

6.04 The Contractor shall order the trees sufficiently ahead for a fall planting.

**SP-7 SHRUB, CORYLUS AMERICANA (AMERICAN FILBERT) 3'-HEIGHT, 5 GALLON (ROOT PRODUCTION METHOD), SPECIAL AND EVERGREEN, PICEA ABIES (NORWAY SPRUCE), 5 GALLON (ROOT PRODUCTION METHOD), SPECIAL**

7.01 This work shall be in accordance with Section 253 of the Standard Specifications, this provision and shall apply to the trees planted on the berm adjacent to the bike trail between Sta 401+20 to Sta 416+11.

7.02 Sheet 23 of the Plans indicates the location and spacing.

7.03 Delete article 1081.01(a) (3) and replace with the following:

"Trees shall be true to their name as specified. No substitution of trees of equal quantity, type and size shall be approved.

Delete article 253.16 and replace with the following.

7.04 Method of Measurement: Trees will be measured for payment in place as individual plants. Only acceptable plants will be measured for payment.

7.05 This work shall be paid for at the CONTRACT unit price per each for the tree or shrub specified; and no additional compensation will be allowed.

**SP-8 TREE, TAXODIUM DISTICHUM (COMMON BALD CYPRESS) 15 GALLON (ROOT PRODUCTION METHOD), SPECIAL TO QUERCUS PALUSTRIS (PIN OAK) 15 GALLON (ROOT PRODUCTION METHOD), SPECIAL**

8.01 This work shall be in accordance with Section 253 of the Standard Specifications, this Special Provision, and shall apply to the trees to be planted between Sta 401+20 to Sta 416+11 and at various locations on Parcel 15 as specified in SP-6.

8.02 Add the following to Article 253.02.

"The tree species shall be limited to Tree, Taxodium Distichum (Common Bald Cypress), Quercus Bicolor (Swamp White Oak), Quercus Macrocarpa (Bur Oak), and Quercus Palustris (Pin Oak). All trees shall be 15 gallon container, Root Production Method grown".

8.03 Delete article 1081.01(a) (3) and replace with the following:

"Trees shall be true to their name as specified. No substitution of trees of equal quantity, type and size shall be approved.

Delete article 253.16 and replace with the following.

8.04 Method of Measurement: trees will be measured for payment in place as individual plants. Only acceptable plants will be measured for payment.

8.05 This work shall be paid for at the CONTRACT unit price per each for the tree specified; and no additional compensation will be allowed.

**SP-9 INLINE WATER CONTROL STRUCTURE (06X18P)**

9.01 This work shall consist of furnishing and installing an Inline Water Control Structure in accordance with the details on Sheet 145 of the Plans and this Special Provision.

9.02 The Polyvinyl Chloride (PVC) pipe shall meet the requirements of Article 1040.03 of the Standard Specifications. There is approximately 84 feet of pipe required and is incidental to the control structure.

9.03 The Inline Water Control Structure is as manufactured by Agri Drain Corporation or an approved equal. The address is as follows:

Agri Drain Corporation  
PO Box 458  
1462 340<sup>th</sup> Street  
Adair, Iowa 50002  
Tele 1-800-232-4742

9.04 The item number is INLINE 06X18P.

9.05 This work shall be paid for at the CONTRACT lump sum price for **INLINE WATER CONTROL STRUCTURE (06X18P)**; and no additional compensation will be allowed.

#### **SP-10 INLINE WATER CONTROL STRUCTURE (06X15P)**

10.01 This work shall consist of furnishing and installing an Inline Water Control Structure in accordance with the details on Sheet 23 and 38 of the Plans and this Special Provision.

10.02 Included in the cost of this structure are the Anti-Seep Collars and also the Heavy Duty Flap Gate on the culvert at Sta 412+95. The collars and flap gate are those produced by Agri Drain or an approved equal.

10.03 The Inline Water Control Structure is as manufactured by Agri Drain Corporation or an approved equal. The address is as follows:

Agri Drain Corporation  
PO Box 458  
1462 340<sup>th</sup> Street  
Adair, Iowa 50002  
Tele 1-800-232-4742

10.04 The item number is INLINE 06X15P.

10.05 This work shall be paid for at the CONTRACT lump sum price for **INLINE WATER CONTROL STRUCTURE (06x15P)**; and no additional compensation will be allowed.

#### **SP-11 COVERED DECK STRUCTURE NO. 1 AND NO. 2**

11.01 This work shall consist of constructing a cover over the bike path thru a railroad trestle to prevent ballast from falling onto the path. The work shall be performed in accordance with the applicable portions of Section 503- Concrete Structures, Section 505 – Steel Structures, the details on Sheet 37 of the Plans and this Special Provision.

11.02 The HSS 4x4x1/4 columns and rafters and the HSS 1.900x0.145 hand rail shall be Square Hollow Structural Tubing (HSS) meeting the requirements for such materials contained in Article 1006.28 Woven Wire Fence: (d) Metal Posts.

11.03 The rods, turnbuckles, bolts and washers shall meet the requirements contained in Article 1006.26 Cables, Springs, Accessories, Offset Brackets, and Spring Expansion Take-ups for Cable Road Guard.

11.04 Where shown on the plans, the rub rails shall be a treated 2x6 wooden members meeting the requirements for Wood Guardrail in Section 1007 Timber and Preservative Treatment.

11.05 Where shown on the plans, the chain link fence and any necessary materials for assembly of the fence which forms part of the structure shall meet the requirements of Article 1006.27 Chain Link Fence. The type of fence shall be Type IV, Class B (polyvinyl chloride (PVC)-coated steel). The color shall meet with the owner's approval.

11.06 The HSS 1.900 x 0.145 Hand Rail shall be cut in the field and attached to the post by butt welding or with a fitting designed to accept rail and attached to the post.

11.07 The metal form deck shall be Galvanized UF 2x24 Gage Form Deck, as supplied by United Steel Deck, Inc., or an approved equal. The minimum length of form Deck Sheeting shall be 24 feet.

11.08 This work shall be paid for at the CONTRACT lump sum price for **COVERED DECK STRUCTURE**; and no additional compensation will be allowed.

**SP-12 PRECAST CONCRETE BUMPER BLOCKS (LOW PROFILE)**

12.01 This item shall be constructed in accordance with Section 504 of the Standard Specifications and the detail on the parking lot sheets.

12.02 The height of the bumper block from the parking lot surface shall not exceed 5 inches.

12.03 This work shall be paid for at the CONTRACT unit price per each for **PRECAST CONCRETE PARKING BLOCKS**; and no additional compensation will be allowed.

**SP-13 20200100 EARTH EXCAVATION**

13.01 This item of work shall consist of the excavation of earth and the transportation of suitable excavated material to embankment locations throughout the limits of the project in accordance with Sections 202 and 205 of the Standard Specifications.

13.02 There is established to be the following quantities:

	<b>Excavation</b>	<b>Embankment</b>
	<b>CU YD</b>	<b>CU YD</b>
Hiking/Biking Trail	14,790	46,000
Wetlands Mitigation Site	10,130	9,500
Shooting Berm	-----	200
Borrow Site	<u>31,260</u>	<u>-----</u>
<b>Total</b>	<b>56,180</b>	<b>55,700</b>

\* 25 Percent Shrinkage Factor Has Been Applied.

13.03 There will be 480 cubic yards to be wasted off site.

13.04 A water truck shall be available to control dust on the borrow site.

13.05 Any Indian artifacts found during the excavation of the borrow site shall be delivered to Benjamin A. or Julie G. Jedlicka.

13.06 This work shall be paid for at the CONTRACT unit price per cubic yard for **EARTH EXCAVATION**, and no additional compensation will be allowed.

**SP-14 25001000 & 1750 SEEDING, CLASS 2 & 4 (SPECIAL)**

14.01 This work shall be done in accordance with Section 250 and 251 of the Standard Specifications and this Special Provision.

14.02 The organic content of the seed bed shall be between 3 to 4 percent and the material shall be free from roots, sticks, corn stalks, weed, brush, etc.

14.03 Nitrogen, phosphorus and potassium fertilizer nutrients shall be applied in accordance with Article 250.04 of the standard specifications.



14.04 Agricultural ground limestone shall be applied at the rate of 2 tons per acre unless otherwise directed by the ENGINEER. In the event the seed bed has a pH in the range of 5.0 to 8.0 as determined by the ENGINEER, the agricultural ground limestone shall be deleted.

14.05 Mulch shall be applied in accordance with Method 2 as specified in Article 251.03 at the rate of 2 tons per acre.

14.06 This work shall be paid for at the contract unit price per acre for **SEEDING, (SPECIAL) of the Class Specified**, which price shall include the furnishing and application of the fertilizers, agricultural ground limestone, and mulch; and no additional compensation will be allowed.

**SP-15 25001825 SEEDING, CLASS 6 (SPECIAL)**

15.01 This work shall be done in accordance with Section 250 and 251 of the Standard Specifications and this Special Provision.

15.02 The organic content of the seed bed shall be between 3 to 4 percent and the material shall be free from roots, sticks, corn stalks, weed, brush, etc.

15.03 Nitrogen, phosphorus and potassium fertilizer nutrients shall be applied in accordance with Article 250.04 of the standard specifications.

15.04 Agricultural ground limestone shall be applied at the rate of 2 tons per acre unless otherwise directed by the ENGINEER. In the event the seed bed has a pH in the range of 5.0 to 8.0 as determined by the ENGINEER, the agricultural ground limestone shall be deleted.

15.05 Mulch shall be applied in accordance with Method 2 as specified in Article 251.03 at the rate of 2 tons per acre.

15.06 The seed mixture consisting of equal parts of Big Blue Stem, Little Blue Stem, and Panicum Vigatum (Switch Grass) shall be applied at 120 pounds per acre.

15.07 On the property from Sta 400+90 to Sta 419+10 see sheet 23 of the plans.

15.08 Between the entrance driveway and the 1:10 slope to the pond, the area will be seeded with Ladino Clover only.

15.09 This work shall be paid for at the contract unit price per acre for **SEEDING, CLASS 6 (SPECIAL)**, which price shall include the furnishing and application of the fertilizers, agricultural ground limestone and mulch; and no additional compensation will be allowed.

**SP-16 25002024 SEEDING, CLASS 4B (MODIFIED)**

16.01 This work shall be done in accordance with Sections 250 and 251 of the Standard Specifications and this Special Provision.

16.02 The area that this Special Provision applies to is the Borrow Pit shown on Sheet 23 and from elevation 605 to 611.

16.03 Following is a listing of the plantings in this area:

Arrow-Arum	10 lbs / acre
Arrowhead	1200 plants or tubas / acre
Bulrush, Three-Square	1200 plants or tubas / acre
Bulrush, Green	1200 plants or tubas / acre
Buttonbush	10 plants / acre
Coontail	6 bushel plants / acre

Pondweed, Sago	1200 plants or tubas / acre
Rice Cutgrass	1200 plants / acre
Sedges	1000 plants / acre
Smartweed, Marsh	1200 plants / acre
Sweet Flag	1000 rhizomes / acre

16.04 Fertilizers shall be applied as recommended for wetland seeding.

16.05 This work shall be paid for at the contract unit price per acre for **SEEDING, CLASS 4B (MODIFIED)**, which price shall include the furnishing and application of the fertilizers; and no additional compensation will be allowed.

**SP-17 28000250 TEMPORARY EROSION CONTROL SEEDING**

17.01 This work shall be done in accordance with section 280 of the Standard Specifications, the Storm Water Pollution Prevention Plan, BDE 2432 included hereinafter and this special provision.

17.02 The Contractors attention is directed to various provisions of the specifications.

- a.) Contractor shall name an individual who is responsible for insuring erosion control is in place – Art. 280.03
- b.) Under no circumstances shall the Contractor delay final grading and shaping so that the entire project can be permanently seeded at one time – Art. 280.03
- c.) Temporary seeding shall be applied every 7 days to bare areas – Art 280.04 (f)

17.03 Mulch shall be applied in accordance with Method 1 as specified in Article 251.03 at the rate of 2 tons per acre.

17.04 This work shall be paid for at the contract unit price per pound for **TEMPORARY EROSION CONTROL SEEDING and MULCH, METHOD 1**, and no additional compensation will be allowed except as provided in Section 280 of the Standard Specifications.

**SP-18 42000100 PORTLAND CEMENT CONCRETE PAVEMENT 6"**

18.01 This item of work will consist of construction Portland cement concrete pavement in accordance with Section 420 of the Standard Specifications, Standard BLR 14-9, the typical sections and details included in the Plans and this Special Provision.

18.02 The final finish shall be Type B as specified in Article 420.09 Para e-2 of the Standard Specifications.

18.03 Curing and protection of the concrete shall be in accordance with article 1020.13 Para 4 of the standard Specifications for pavement constructed after April 15 and prior to October 15.

18.04 This work shall be paid for at the contract unit price per square yard for **PORTLAND CEMENT CONCRETE PAVEMENT 6"**, and no additional compensation will be allowed.

**SP-19 42001400 BRIDGE APPROACH PAVEMENT (SPECIAL)**

19.01 This item of work shall consist of constructing Portland Cement Concrete Pavement in accordance with Section 420 of the Standard Specifications and the details on Sheet 33 of the Plans and this Special Provision.

19.02 The final finish shall be Type B as specified in Article 420.09 Para e-2 of the Standard Specifications.

19.03 Curing and protection of the concrete shall be in accordance with article 1020.13 Para 4 of the Standard Specifications for pavement constructed after April 15 and prior to October 15.

19.04 This work shall be paid for at the CONTRACT unit price per square yard for **BRIDGE APPROACH PAVEMENT (SPECIAL)** and no additional compensation will be allowed.

**SP-20 50901765 PIPE HANDRAIL, SPECIAL**

20.01 This item of work shall consist of furnishing and installing Pipe Handrail on retaining walls, box culvert end sections and upon bridges all in accordance with Section 509 of the Standards Specifications, the details in the Plans and this Special Provision.

20.02 The following exceptions to Section 509 are as follows:

- a. The rail panel lengths shall conform to the lengths shown on the plans. If no panel length is shown on the plans, the panel length shall be in accordance Section 509 Pipe Handrail.
- b. The posts shall be constructed of the materials shown on the plans. Where the posts are to be Square Hollow Structural Tubing (HSS), they shall meet the requirements for such posts contained in Article 1006.28 Woven Wire Fence.
- c. Where shown on the plans, the rub rail shall be a treated 2x6 wooden member meeting the requirements for Wood Guardrail in Section 1007 Timber and Preservative Treatment.
- d. Where shown on the plans, the chain link fence which forms part of the handrail shall meet the requirements of Article 1006.27 Chain Link Fence. The type of fence shall be Type IV, Class B (polyvinyl chloride (PVC)-coated steel). The color shall meet with the owner's approval.

20.03 This work shall be paid for at the CONTRACT unit price per foot for **PIPE HANDRAIL, SPECIAL**; and no additional compensation will be allowed.

**SP-21 54215547 THRU 54215571 METAL END SECTIONS, 12" THRU 36"**

21.01 This item of work shall consist of furnishing and installing metal end sections on Pipe Culverts, Class D in accordance with Section 542 of the Standard Specifications and this Special Provision.

21.02 The metal end sections shall be steel conforming to Article 1006.01a of the Standard Specifications.

21.03 This work shall be paid for at the CONTRACT unit price per each for **METAL END SECTIONS**, of the size specified; and no additional compensation will be allowed.

**SP-22 550A2320 & 2560 STORM SEWERS, RUBBER GASKET, CLASS A**

22.01 This item of work shall consist of constructing reinforced concrete storm sewers of the size specified and in accordance with Section 550 of the Standard Specifications.

22.02 The flexible gasket joint must meet ASTM C361 of C443.

22.03 This work shall be paid for at the contract unit price per foot for **STORM SEWERS, RUBBER GASKET, CLASS A**, of the type and size specified and no additional compensation will be allowed.

**SP-23 60242500 & 2600, INLETS, SPECIAL, NO. 1 & NO. 2**

23.01 This item of work shall consist of the construction of storm inlets at the locations indicated on the plans, the details included on Sheet 38 of the Plans for the special castings, and in accordance with Section 602 of the Standard Specifications.

23.02 The barrel for the 2-foot diameter inlets shall be in accordance with IDOT Standard 602301, the 4-foot diameter inlets shall be in accordance with IDOT Standard 602401 and the precast reinforced concrete flat slab tops shall conform to IDOT 602601.

23.03 This work shall be paid for at the contract unit price per each for **INLETS, SPECIAL, NO. 1 & NO. 2** and no additional compensation will be allowed.

**SP-24 60604500 COMBINATION CONCRETE CURB AND GUTTER, TYPE B-6.18 ABUTTING EXISTING PAVEMENT**

24.01 This work shall consist of replacing the existing curb and gutter on Hunt Street that was removed to construct the curb ramp for the Hunt Street access to the bike path.

24.02 Ten (10.0) feet shall be in accordance with the detail Standard 606001-03 for "Depressed Curb Adjacent to Curb Ramp Assessable to the Handicap". There shall be a 2.5 feet transition to a barrier section on each side of the path.

24.03 Any asphalt patching required between the proposed curb and gutter and existing pavement shall be considered incidental to the proposed curb and gutter.

24.04 This work shall be paid for at the CONTRACT unit price per foot for **COMBINATION CONCRETE CURB AND GUTTER, TYPE B-6.18 (ABUTTING EXISTING PAVEMENT)**; and no additional compensation will be allowed.

**SP-25 63200305 STEEL PLATE BEAM GUARDRAIL REMOVAL**

25.01 This work shall consist of removing 39 feet of single rail guardrail north of the Summit Avenue Bridge over Stevens Creek.

25.02 The Contractor shall exercise care in the removal and deliver the salvaged guardrail to the Macon County Highway Garage at 2405 N. Woodford Avenue, Decatur, IL 62526, The Highway Department should be contacted prior to the delivery. Telephone is 217-424-1404.

25.03 This work shall be paid for at the contract unit price per foot for **STEEL PLATE BEAM GUARDRAIL REMOVAL**; and no additional compensation will be allowed.

**SP-26 70101700 TRAFFIC CONTROL AND PROTECTION**

26.01 Traffic Control shall be in accordance with the applicable sections of the Standard Specifications for Road and Bridge Construction, the applicable guidelines contained in the Illinois Manual on Uniform Traffic Control Devices for Streets and Highways, this special provision, and any special details and the latest revision to the Highway Standards contained herein.

26.02 Special attention is called to Articles 107.09, 107.14 and Sections 701 through 703 of the Standard Specifications for Road and Bridge Construction and the following Highway Standards:

Standard 702001-06

26.03 At the following locations where the proposed bike path intercepts the following local streets a "Road Construction 500 Feet" shall be installed 500 feet each way of the crossing.

- a. Fairview Park Road
- b. Hunt Street Access
- c. Ravina Park Road Access
- d. Taylor Avenue Access
- e. Green Oak Drive

26.04 At the following locations a "Road Construction Ahead" and "Road Construction 500 Feet" shall be installed 1000 feet and 500 feet respectively each way of the crossing.

- a. Center Street
- b. Summit Avenue
- c. Route 121 Access

26.05 Traffic control as required by this Special Provision shall be paid for at the contract lump sum price for **TRAFFIC CONTROL AND PROTECTION**; and no additional compensation will be allowed.

**SP-27 X0322923 SEGMENTAL CONCRETE BLOCK WALL**

27.01 Description. This work shall consist of furnishing the design computations, shop plans, materials, equipment and labor to construct a Segmental Concrete Block Wall.

27.02 General. The wall shall consist of a leveling pad, pre-cast concrete blocks, and select granular backfill and soil reinforcement. The materials, fabrication, and construction of the wall components are subject to approval by the Engineer. The Engineer reserves the right to obtain random samples for material testing. The wall shall be designed and constructed according to the lines, grades, and dimensions shown on Sheet 35 and 36 of the Construction Drawings and approved shop plans.

27.03 Submittals. The wall supplier shall submit design computations and shop plans to the Engineer. The shop plans shall be sealed by an Illinois Licensed Professional Engineer and shall include all details, dimensions, quantities, and cross sections necessary to construct the wall and shall include, but not be limited to, the following items:

- (a) Plan, elevation, and cross section sheets for each wall showing the following:
- (1) A plan view of the wall indicating the offsets from the construction centerline to the first course of blocks at all changes in horizontal alignment. These shall be calculated using the offsets to the front face of the block shown on the contract plans and the suppliers proposed wall batter. The plan view shall indicate bottom (and top course of block when battered), the excavation and select granular backfill limits as well as any soil reinforcing required by the design. The centerline of any drainage structure or pipe behind or passing through/under the wall shall also be shown.
  - (2) An elevation view of the wall, indicating the elevation and all steps in the top course of blocks along the length of the wall. The top of these blocks shall be at or above the theoretical top of block line shown on the contract plans. This view shall also show the steps and proposed top of leveling pad elevations as well as the finished grade line at the wall face specified on the contract plans. These leveling pad elevations shall be located at or below the theoretical top of leveling line shown on the contract plans. The location, size, and length of any soil reinforcing connected to the blocks shall be indicated.
  - (3) Typical cross section(s) showing the limits of the select granular backfill and soil reinforcement, if used in the design. The right-of-way limits shall be indicated as well as the proposed excavation, cut slopes, and the elevation relationship between existing ground conditions and proposed grades.
  - (4) All general notes required for constructing the wall.
- (b) All details for the leveling pads, including the steps, shall be shown. The theoretical top of the leveling pad shall either be below the anticipated frost depth or 1.5 ft. below the finished grade line at the wall face, whichever is greater, unless otherwise shown on the plans. The minimum leveling pad thickness shall be 6 in.
- (c) Cap blocks shall be used to cover the top of the standard block units. The top course of blocks and cap blocks shall be stepped to satisfy the top of block line shown on the contract plans.
- (d) All details of the block and/or soil reinforcement placement around all appurtenances located behind, on top of, or passing through the wall shall be clearly indicated. Any modifications to the design of these appurtenances to accommodate a particular design arrangement shall also be submitted.
- (e) All details of the blocks, including color and texture, shall be shown. The exterior face shall preferably be straight, textured with a "split rock face" pattern, and dark gray in color unless otherwise stated on the plans.
- (f) All block types (standard, cap, corner, and radius turning blocks) shall be detailed showing all dimensions.

(g) All blocks shall have alignment/connection devices such as shear keys, leading/trailing lips, or pins. The details for the connection devices between adjacent blocks and the block to soil reinforcement shall be shown. The block set back or face batter shall be limited to 20 degrees from vertical, unless otherwise shown by the plans.

The initial submittal shall include 3 sets of prints of the detail shop plans and 1 set of calculations. One set of plans will be returned to the Contractor with any corrections indicated. After approval, the Contractor shall furnish the Engineer with 8 sets of corrected plan prints for distribution. No work or ordering of materials for the structure shall be done by the Contractor until the submittal has been approved in writing by the Engineer.

27.04 Materials. The materials shall meet the following requirements:

(a) Pre-cast Concrete Block: The block proposed for use shall be produced according to the Department's Policy Memorandum "Quality Control/ Quality Assurance Program for Precast Concrete Products", and shall satisfy the following:

Conform to the requirements of ASTM C 1372 except as follows:

1. Fly ash shall be according to Article 1010.02
2. Ground granulated blast-furnace slag shall be according Article 1020.05 ( c ) ( 2 )
3. Aggregate shall be according to Articles 1003.02 and 1004.02, with the exception of gradation. Chert gravel may be used based on past in-service satisfactory performance in an environment similar to that proposed.
4. Water shall be according to Section 1002.
5. Testing for freeze-thaw durability will not be required. However, unsatisfactory field performance as determined by the Department will be cause to prohibit the use of the block on Department projects.

(b) Select Granular Backfill: The material behind the blocks and above a 1:1 slope extending upward from either the back of the bottom block or soil reinforcement (whichever is greater) shall consist of either a coarse aggregate according to Article 1004.05(a), or a fine aggregate according to the first sentence of Article 1003.04(a). The aggregate used shall also meet the following:

Coarse Aggregate Gradation	CA 6 thru CA 16 (Article 1004.01(c))
Fine Aggregate Gradation	FA 1, FA 2, or FA 20 (Article 1003.01(c))
Coarse Aggregate Quality	Minimum Class C (Article 1004.01(b))
Fine Aggregate Quality	Minimum Class C (Article 1003.01(b))
Internal Friction Angle	34° minimum (AASHTO T 236)
pH	4.5 to 9 (AASHTO T 289)

When a fine aggregate is selected, the rear of all block joints shall be covered by a non-woven needle punch geotextile filter material according to Article 1080.05 of the Standard Specifications and shall have a minimum permeability according to ASTM D 4491 of 0.008 cm/sec. All fabric overlaps shall be 6 in. and non-sewn. As an alternative to the geotextile, a coarse aggregate shall be placed against the back face of the blocks to create a minimum 12 in. wide continuous gradation filter to prevent the select fill material from passing through the block joints.

- (c) Leveling pad: The material shall be either controlled low-strength material (CLSM) according to Section 593 or compacted coarse aggregate according to Articles 1004.04, (a) and (b). The compacted coarse aggregate gradation shall be CA 6 or CA 10.
- (d) Soil Reinforcement: If soil reinforcement is required by the approved design, the Contractor shall submit a manufacturer's certification for the soil reinforcement properties which equals or exceeds those required in the design computations. The soil reinforcement shall be manufactured from high-density polyethylene (HDPE) uniaxial or polypropylene biaxial resins or high tenacity polyester fibers with a PVC coating, stored between 20 and 140° F. The following standards shall be used in determining and demonstrating the soil reinforcement capacities:

ASTM D-638 - Test Method for Tensile Properties of Plastic  
ASTM D-1248 - Specification for Polyethylene Plastics Molding and Extrusion Materials  
ASTM D-4218 - Test Method for Carbon Black Content in Polyethylene Compounds  
ASTM D-5262 - Test Method for Evaluating the Unconfined Tension Creep Behavior of Geosynthetics

GG1-Standard - Test Method for Geogrid Rib Tensile Strength  
GG2-Standard - Test Method for Geogrid Junction Strength  
GG4-Standard - Practice for Determination of the Long Term Design Strength of Geogrid  
GG5-Standard - Practice for Evaluating Geogrid Pullout Behavior

27.05 Design Criteria. The design shall be according to AASHTO Specifications and commentaries for Earth Retaining Walls or FHWA Publication No. HI-95-038, SA-96-071 and SA-96-072. The wall supplier shall be responsible for all internal stability aspects of the wall design.

Internal stability design shall insure that adequate factors of safety against overturning and sliding are present at each level of block. If required by design, soil reinforcement shall be utilized and the loading at the block/soil reinforcement connection, as well as the failure surface, must be indicated. The calculations to determine the allowable load of the soil reinforcement and the factor of safety against pullout shall also be included. The analyses of settlement, bearing capacity, and overall slope stability are the responsibility of the Department.

External loads such as those applied through structure foundations, from traffic or railroads, slope surcharge etc., shall be accounted for in the internal stability design. The presence of all appurtenances behind, in front of, mounted upon, or passing through the wall volume such as drainage structures, utilities, structure foundation elements, or other items shall be accounted for in the internal stability design of the wall.

27.06 Construction Requirements. The Contractor shall obtain technical assistance from the supplier during wall erection to demonstrate proper construction procedures and shall include all costs related to this technical assistance in the unit price bid for this item.

The foundation material for the leveling pad and select granular backfill volume shall be graded to the design elevation and compacted according to Article 205.06, except the minimum required compaction shall be 95 percent (95%) of the standard laboratory density. Any foundation soils found to be unsuitable shall be removed and replaced as directed by the Engineer and shall be paid for according to Article 109.04.

The select granular backfill lift placement shall closely follow the erection of each course of blocks. All aggregate shall be swept from the top of the block prior to placing the next block lift. If soil reinforcement is used, the select granular backfill material shall be leveled and compacted before placing and attaching the soil reinforcement to the blocks. The soil reinforcement shall be pulled taut, staked in place, and select fill placed from the rear face of the blocks outward. The lift thickness shall be the lesser of 10 in. loose measurement or the proposed block height.

The select granular backfill shall be compacted according to Article 205.06, except the minimum required compaction shall be 95 percent (95%) of the standard laboratory density. Compaction shall be achieved using a minimum of 3 passes of a lightweight mechanical tamper, roller, or vibratory system. The top 12 in. of backfill shall be a cohesive, impervious material capable of supporting vegetation unless other details are specified on the plans.

The blocks shall be maintained in position as successive lifts are compacted along the rear face of the block. Vertical, horizontal, and rotational alignment tolerances shall not exceed 1/2 in. when measured along a 10 ft. straight edge.

27.07 Method of Measurement. Segmental Concrete Block Wall will be measured by the square foot of wall face from the top of block line to the theoretical top of the leveling pad for the length of the wall in a vertical plane, as shown on the contract plans.

27.08 Basis of Payment. This work shall be paid for at the contract unit price per square foot for **SEGMENTAL CONCRETE BLOCK WALL**; and no additional compensation will be allowed.

## **SP-28 X0323146 COLLAPSIBLE VEHICLE STOP**

28.01 This work shall consist of the furnishing and installation of low profile, heavy duty bollards to prevent unwanted vehicle traffic on the bike path.

28.02 The hinged bollard shall have a clearance height of 4-inches and designed to fail at an impact load of approximately 1700 pounds applied at 27-inches above grade. The system is to fail in one of the following modes:

- a.) Pin will shear and the bollard rotate to grade
- b.) Expansion anchors pull out and the bollard base will rotate

28.03 The Post: Shall be fabricated of ASTM-A36 TS 6"x4"x3/8" steel tube 48-inches tall with an end plate welded to the top with bottom corners beveled, edges eased and to contain 2-1 3/16" holes for 3/4" pins located to allow lowering to specified clearance and locking in down position. Weight of 30" – 52 lbs.

28.04 The Base: Shall be fabricated of ASTM – A36 steel. The base plate shall be 12"x12"x3/8" with beveled corners. The verticals shall be a 1/2" steel plate welded to the base plate. Decal plate shall be 1/2 "and welded to the backside of the vertical support.

28.05 The Arrow and Warning Decals shall be provided and installed at time of installation.

28.06 Prepare all uncoated ASTM – A36 by removing scale and weld slag by chipping, wire brushing, and then sandblast to SSPC 6. Prime all surfaces with one coat of Gray CORLAR Epoxy Primer 934S with a dry thickness of 1.0 mils. Paint one finish of DuPont Yellow IMRON 5000 3.5 VOC Color #NO882HNW in a cross-coat fashion.

28.07 The Hinge Pins shall be 3/4" – 1.0 x 8" Hex Head Bolt 18"-8" stainless steel with 13/32 hole for lock. Furnished with 3/4" – 1.0" 18"-8" stainless steel nut.

28.08 The Anchor Bolts: Shall be 3/4"x12" ASTM-A36 L Hook Anchor Bolt with Hex Head Nut and type A Flat Washer. All hard wear galvanized.

28.09 This work shall be paid for at the CONTRACT unit price per each for **COLLAPSIBLE VEHICLE STOP**; and no additional compensation will be allowed.

**SP-29 STATUS OF UTILITIES TO BE ADJUSTED**

29.01 Following is a tabulation of known utilities and the estimated date of adjustment and/or relocation:

NAME OF UTILITY	TYPE	LOCATION	ESTIMATED DATE RELOCATION COMPLETED
INSIGHT COMMUNICATIONS 1275 N. Water St. Decatur, IL 62521 217-424-8474	Cable Poles	As Necessary	Upon Request Prior to Construction
SBC 990 Southside Dr. Decatur, IL 62521 217-429-8596	Telephone Poles Cable Telephone Boxes	As Necessary	Upon Request Prior to Construction
AMEREN IP 2460 N. Jasper Street Decatur, IL 62526 1-800-892-7715	Power Poles Gas Services Gas Mains Cables	As Necessary	Upon Request Prior or During Construction
City of Decatur Sewer Department 2800 N. Jasper Street Decatur, IL 62526 217-875-4820	Manholes Sanitary Sewers Sanitary Services	As Necessary	During Construction
City of Decatur Water Department 2800 N. Jasper Street Decatur, IL 62526 217-875-5705	Water Main Water Services Valves Hydrants Service Boxes	As Necessary	During Construction
Sanitary District of Decatur 501 S. Dipper Lane Decatur, IL 62522 217-422-6931	Manholes Sanitary Sewers	As Necessary	During Construction

29.02 The above represents the best information of the Department and is only included for the convenience of the bidder. The applicable provisions of Articles 105.07 and 107.20 of the Standard Specifications for Road and Bridge Construction shall apply.

29.03 If any utility adjustment or removal has not been completed when required by the contractor's operations, the contractor should notify the Engineer in writing. A request for an extension of time will be considered to the extent the contractor's operations where affected.






Route \_\_\_\_\_  
Section 99-P4000-00-BT  
County Macon

Marked Stevens Creek Bikeway - Phase 1  
Project No. TE-00D7 (27)

This plan has been prepared to comply with the provisions of the NPDES Permit Number ILR10, issued by the Illinois Environmental Protection Agency for storm water discharges from Construction Site Activities.

I certify under penalty of law that this document and all attachments were prepared under my direction or supervision in accordance with a system designed to assure that qualified personnel properly gathered and evaluated the information submitted. Based on my inquiry of the person or persons who manage the system, or those persons directly responsible for gathering the information, the information submitted is, to the best of my knowledge and belief, true, accurate and complete. I am aware that there are significant penalties for submitting false information, including the possibility of fine and imprisonment for knowing violations.

  
\_\_\_\_\_  
William L. Clevenger  
Executive Director  
Title

February 17, 2009  
\_\_\_\_\_  
Date

1. Site Description

a. The following is a description of the construction activity which is the subject of this plan (use additional pages, as necessary):

The scope of this project is to construct a 10-foot asphalt bike path from Fairview Park northerly following the meanders of Stevens Creek a distance of 3.998 miles to Greendell Park. There are 7 crossings of Stevens Creek - 5 with box culverts, 2 with fabricated bridges in the shadow of Center Street and Summit Avenue roadway bridges.

b. The following is a description of the intended sequence of major activities which will disturb soils for major portions of the construction site, such as grubbing, excavation and grading (use additional pages, as necessary):

- 1) Clearing of 13 acres of tree removal
- 2) Excavation of 50,130 cubic yards

c. The total area of the construction site is estimated to be 90 acres.

The total area of the site that it is estimated will be disturbed by excavation, grading or other activities is 72 acres.

- d. The estimated runoff coefficients of the various areas of the site after construction activities are completed are contained in the project drainage study which is hereby incorporated by reference in this plan. Information describing the soils at the site is contained either in the Soils Report for the project, which is hereby incorporated by reference, or in an attachment to this plan. The average runoff coefficient after construction for the project is 0.30. See Attachment 1d for Soils Map.
- e. The design/project report, hydraulic report, or plan documents, hereby incorporated by reference, contain site map(s) indicating drainage patterns and approximate slopes anticipated after major grading activities, areas of major soil disturbance, the location of major structural and nonstructural controls identified in the plan, the location of areas where stabilization practices are expected to occur, surface waters (including wetlands), and locations where storm water is discharged to a surface water.
- f. The names of receiving water(s) and a real extent of wetland acreage at the site are in the design/project report or plan documents which are incorporated by reference as a part of this plan.

## 2. Controls

This section of the plan addresses the various controls that will be implemented for each of the major construction activities described in 1.b. above. For each measure discussed, the contractor that will be responsible for its implementation is indicated. Each such contractor has signed the required certification on forms which are attached to, and a part of, this plan:

### a. Erosion and Sediment Controls

- (i) Stabilization Practices. Provided below is a description of interim and permanent stabilization practices, including site-specific scheduling of the implementation of the practices. Site plans will ensure that existing vegetation is preserved where attainable and disturbed portions of the site will be stabilized. Stabilization practices may include: temporary seeding, permanent seeding, mulching, geotextiles, sod stabilization, vegetative buffer strips, protection of trees, preservation of mature vegetation, and other appropriate measures. Except as provided in 2.a.(i).(A) and 2.b., stabilization measures shall be initiated as soon as practicable in portions of the site where construction activities have temporarily or permanently ceased, but in no case more than 14 days after the construction activity in that portion of the site has temporarily or permanently ceased on all disturbed portions of the site where construction activity will not occur for a period of 21 or more calendar days.
  - (A) where the initiation of stabilization measures by the 14th day after construction activity temporarily or permanently ceases is precluded by snow cover, stabilization measures shall be initiated as soon as practicable thereafter.

Description of Stabilization Practices (use additional pages, as necessary):

The intent of the stabilization practices is to provide permanent seeding and mulch on areas disturbed as soon as possible. Temporary seeding and mulch will be placed as soon as possible on disturbed areas and enhanced with additional temporary seeding, until permanent controls can be installed.

Site specific schedules can be found in the construction plans and are incorporated into this plan by reference.

- (ii) **Structural Practices.** Provided below is a description of structural practices that will be implemented, to the degree attainable, to divert flows from exposed soils, store flows or otherwise limit runoff and the discharge of pollutants from exposed areas of the site. Such practices may include silt fences, earth dikes, drainage swales, sediment traps, check dams, subsurface drains, pipe slope drains, level spreaders, storm drain inlet protection, rock outlet protection, reinforced soil retaining systems, gabions and temporary or permanent sediment basins. The installation of these devices may be subject to Section 404 of the Clean Water Act.

Description of Structural Practices (use additional pages, as necessary):

Pipe and Inlet protection will be placed at all culverts to protect from sedimentation due to earth excavation and embankment operations.

Ditch checks are specified for the longitudinal ditches.

Perimeter Erosion Barrier shall be used at all locations where sediment may escape the project site.

Site specific schedules for the above-referenced items can be found in the construction plans and are incorporated into this plan by reference.

**b. Storm Water Management**

Provided below is a description of measures that will be installed during the construction process to control pollutants in storm water discharges that will occur after construction operations have been completed. The installation of these devices may be subject to Section 404 of the Clean Water Act.

- (i) Such practices may include: storm water detention structures (including wet ponds); storm water retention structures; flow attenuation by use of open vegetated swales and natural depressions; infiltration of runoff on site; and sequential systems (which combine several practices). **The practices selected for implementation were determined on the basis of the technical guidance in Section 10-300 (Design Considerations) in Chapter 10 (Erosion and Sedimentation Control) of the Illinois Department of Transportation Drainage Manual. If practices other than those discussed in Section 10-300 are selected for implementation or if practices are applied to situations different from those covered in Section 10-300, the technical basis for such decisions will be explained below.**

- (ii) Velocity dissipation devices will be placed at discharge locations and along the length of any outfall channel as necessary to provide a non-erosive velocity flow from the structure to a water course so that the natural physical and biological characteristics and functions are maintained and protected (e.g., maintenance of hydrologic conditions, such as the hydroperiod and hydrodynamics present prior to the initiation of construction activities).

Description of Storm Water Management Controls (use additional pages, as necessary):

Ditch checks will be maintained in the ditches until sufficient turf is established to provide channel erosion protection.

**c. Other Controls**

- (i) Waste Disposal. No solid materials, including building materials, shall be discharged into Waters of the State, except as authorized by a Section 404 permit.
- (ii) The provisions of this plan shall ensure and demonstrate compliance with applicable State and/or local waste disposal, sanitary sewer or septic system regulations.

**d. Approved State or Local Plans**

The management practices, controls and provisions contained in this plan will be in accordance with IDOT specifications, which are at least as protective as the requirements contained in the Illinois Environmental Protection Agency's Illinois Urban Manual, 1995. Procedures and requirements specified in applicable sediment and erosion site plans or storm water management plans approved by local officials shall be described or incorporated by reference in the space provided below. Requirements specified in sediment and erosion site plans or site permits or storm water management site plans or site permits approved by local officials that are applicable to protecting surface water resources are, upon submittal of an NOI to be authorized to discharge under permit ILR10 incorporated by reference and are enforceable under this permit even if they are not specifically included in the plan.

Description of procedures and requirements specified in applicable sediment and erosion site plans or storm water management plans approved by local officials:

NOT APPLICABLE

**3. Maintenance**

The following is a description of procedures that will be used to maintain, in good and effective operating conditions, vegetation, erosion and sediment control measures and other protective measures identified in this plan (use additional pages, as necessary):

Temporary ditch checks, pipe and inlet protection devices, and perimeter erosion barriers shall have the sediment removed and be replaced as directed by the engineer. Temporary seeding for erosion control shall be continuously implemented as directed by the engineer.

**4. Inspections**

Qualified personnel shall inspect disturbed areas of the construction site which have not been finally stabilized, structural control measures, and locations where vehicles enter or exit the site. Such inspections shall be conducted at least once every seven (7) calendar days and within 24 hours of the end of a storm that is 0.5 inches or greater or equivalent snowfall.

- a. Disturbed areas and areas used for storage of materials that are exposed to precipitation shall be inspected for evidence of, or the potential for, pollutants entering the drainage system. Erosion and sediment control measures identified in the plan shall be observed to ensure that they are operating correctly. Where discharge locations or points are accessible, they shall be inspected to ascertain whether erosion control measures are effective in preventing significant impacts to receiving waters. Locations where vehicles enter or exit the site shall be inspected for evidence of off site sediment tracking.
- b. Based on the results of the inspection, the description of potential pollutant sources identified in section 1 above and pollution prevention measures identified in section 2 above shall be revised as appropriate as soon as practicable after such inspection. Any changes to this plan resulting from the required inspections shall be implemented within 7 calendar days following the inspection.
- c. A report summarizing the scope of the inspection, name(s) and qualifications of personnel making the inspection, the date(s) of the inspection, major observations relating to the implementation of this storm water pollution prevention plan, and actions taken in accordance with section 4.b. shall be made and retained as part of the plan for at least three (3) years after the date of the inspection. The report shall be signed in accordance with Part VI. G of the general permit.
- d. If any violation of the provisions of this plan is identified during the conduct of the construction work covered by this plan, the Resident Engineer or Resident Technician shall complete and file an "Incidence of Noncompliance" (ION) report for the identified violation. The Resident Engineer or Resident Technician shall use forms provided by the Illinois Environmental Protection Agency and shall include specific information on the cause of noncompliance, actions which were taken to prevent any further causes of noncompliance, and a statement detailing any environmental impact which may have resulted from the noncompliance. All reports of noncompliance shall be signed by a responsible authority in accordance with Part VI. G of the general permit.

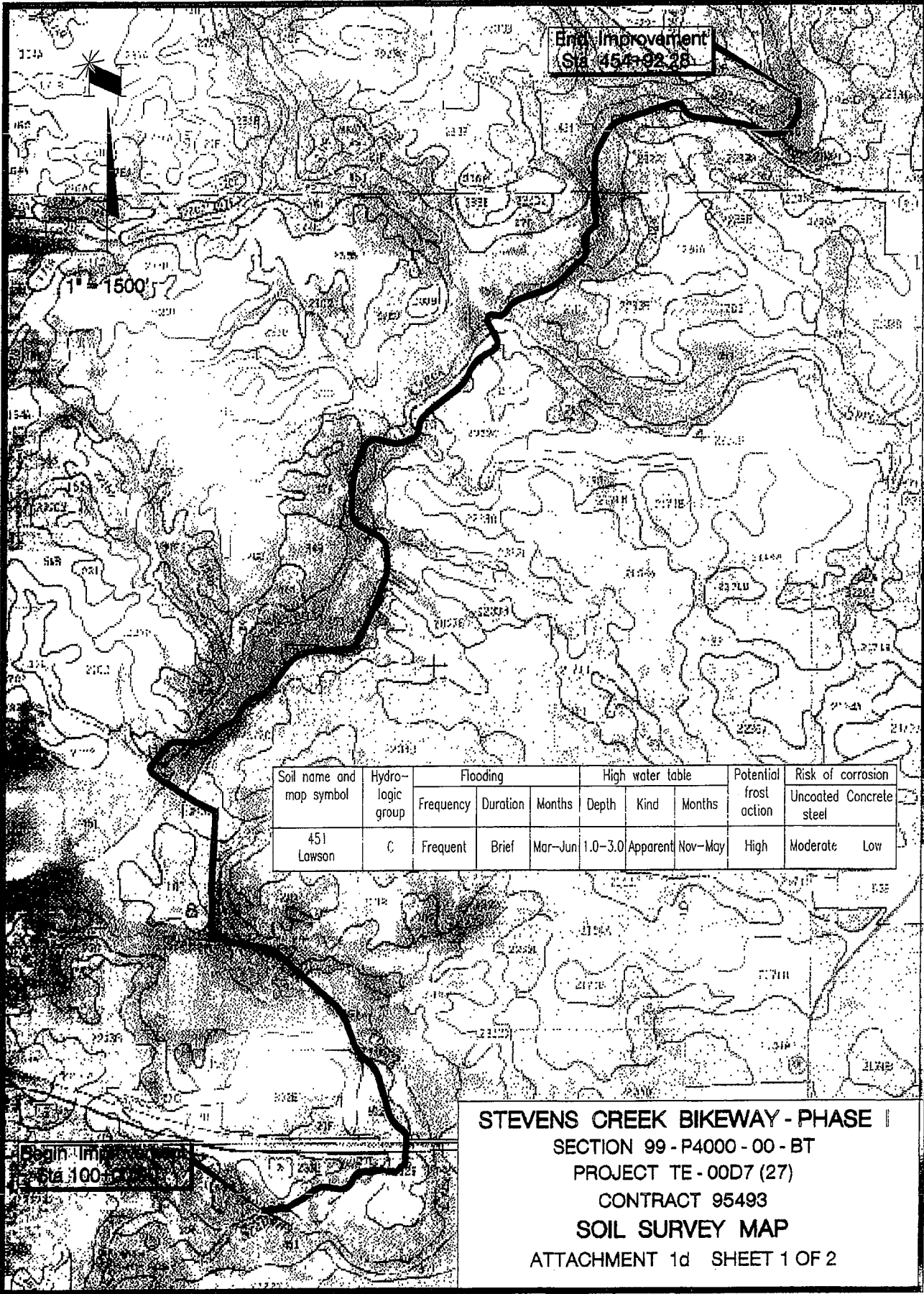
The report of noncompliance shall be mailed to the following address:

Illinois Environmental Protection Agency  
Division of Water Pollution Control  
Attn: Compliance Assurance Section  
1021 North Grand East  
Post Office Box 19276  
Springfield, Illinois 62794-9276

#### 5. Non-Storm Water Discharges

Except for flows from fire fighting activities, sources of non-storm water that is combined with storm water discharges associated with the industrial activity addressed in this plan must be described below. Appropriate pollution prevention measures, as described below, will be implemented for the non-storm water component(s) of the discharge. (Use additional pages as necessary to describe non-storm water discharges and applicable pollution control measures).

~~NOT APPLICABLE~~



End Improvement  
Sta 454+92.28

1" = 1500'

Begin Improvement  
Sta 100+00

Soil name and map symbol	Hydro-logic group	Flooding			High water table			Potential frost action	Risk of corrosion	
		Frequency	Duration	Months	Depth	Kind	Months		Uncoated steel	Concrete
451 Lawson	C	Frequent	Brief	Mar-Jun	1.0-3.0	Apparent	Nov-May	High	Moderate	Low

**STEVENS CREEK BIKEWAY - PHASE I**  
 SECTION 99 - P4000 - 00 - BT  
 PROJECT TE - 00D7 (27)  
 CONTRACT 95493  
**SOIL SURVEY MAP**  
 ATTACHMENT 1d SHEET 1 OF 2

## SOIL SERIES

**451-Lawson silty clay loam.** This is a nearly level, somewhat poorly drained soil on low, broad ridges on flood plains of the Sangamon River and on narrower flood plains of tributary streams. It is subject to frequent flooding for brief periods in spring. Individual areas are irregular in shape on broad flood plains and are long and narrow on smaller flood plains. These areas range from 5 to 300 acres in size.

Typically, the surface layer is black, friable silty clay loam about 10 inches thick. The subsurface layer is black, friable silt loam about 27 inches thick. The underlying material to a depth of 60 inches or more is dark grayish brown, mottled, friable loam. In some areas the surface layer contains more sand and in other areas less clay. Some places have a thinner subsurface layer and a silty clay loam subsoil.

Included with this soil in mapping are small areas of Allison and Sawmill soils. Allison soils are moderately well drained and on natural levees and alluvial fans above the Lawson soil. Sawmill soils are poorly drained and in depressions and narrow sloughs below the Lawson soil. Included soils make up 5 to 15 percent of the unit.

Water and air move through the Lawson soil at a moderate rate. In cultivated areas surface runoff is slow. The seasonal high water table is 1 to 3 feet below the surface in spring. Available water capacity is very high. Organic matter content is high. Shrink-swell potential is moderate, and potential frost action is high.

In most areas this soil is used for cultivated crops. Some areas on smaller flood plains commonly are used as woodland. This soil is well suited to cultivated crops, pasture, and hay, and to use as woodland. It generally is not suited to use as a site for dwellings and septic tank absorption fields because of flooding.

If this soil is used for corn or soybeans, flooding is a hazard. Also, in some years the seasonal high water table can delay planting. During the growing season flooding is less frequent than once every 2 years. Dikes or diversions reduce the extent of the crop damage caused by floodwater. Selecting varieties adapted to shorter growing seasons and wetter conditions also reduces the extent of this damage. Subsurface tile drains function satisfactorily if suitable outlets are available. Minimizing tillage and returning crop residue to the soil help to maintain tilth and productivity.

If this soil is used for pasture, alsike clover or ladino clover in a mixture with reed canarygrass or tall fescue is suitable for planting. Overgrazing causes surface compaction and poor tilth. Proper stocking rates, rotation grazing, restricted use during wet periods, and applications of fertilizer help to keep the pasture in good condition. In some years the flooding delays harvesting of hay.

In the areas used as woodland, excluding livestock from the woodland helps to prevent destruction of the leaf mulch and of desirable young trees, surface compaction, and damage to tree roots. Measures that protect the woodland from fire are needed.

The capability subclass is llw.



This certification statement is a part of the Storm Water Pollution Prevention Plan for the project described below, in accordance with NPDES Permit No. ILR10, issued by the Illinois Environmental Protection Agency on May 14, 1998.

Project Information:

Route _____	Marked <u>Stevens Creek Bikeway – Phase 1</u>
Section <u>99-P4000-00-BT</u>	Project No. <u>TE-00D7 (27)</u>
County <u>Macon</u>	

I certify under penalty of law that I understand the terms of the general National Pollutant Discharge Elimination System (NPDES) permit (ILR 10) that authorizes the storm water discharges associated with industrial activity from the construction site identified as part of this certification.

\_\_\_\_\_  
Signature

\_\_\_\_\_  
Date

\_\_\_\_\_  
Title

\_\_\_\_\_  
Name of Firm

\_\_\_\_\_  
Street Address

\_\_\_\_\_  
City State

\_\_\_\_\_  
Zip Code

\_\_\_\_\_  
Telephone Number



## COMMITMENTS

1. An environmental commitment has been made that storm water discharges from the construction site will be addressed as specified in the Storm Water Pollution Prevention Plan for NPDES Permit NO ILR10. The Illinois Environmental Protection Agency will serve as regulator agency in this commitment.
2. An environmental commitment has been made to avoid, minimize or mitigate any impacts to biological (approval date 9/07/2004); endangered species (approval date 2/18/2003), wetlands (approval date 9/07/2004) and cultural resources (approval date 4/24/2003). The Illinois Department of Natural Resources, United States Army Corps of Engineers and the United States Fish & Wildlife Service will serve as regulatory agencies in this commitment.
3. Attached hereto are copies of the permits for utilizing the rights-of-way for the Canadian National / Illinois Central Railroad and the Norfolk Southern Railroad. The conditions of these permits must be adhered to.
4. Attached hereto are copies of the certification under Section 401 of the Clean Water Act (PL 95-217) and U.S. Army Corps of Engineers Section 404 Permit No. CEMVR-00-P-2005-422 with an expiration date of December 31, 2010.

## BICYCLE PATHWAY CROSSING AGREEMENT

THIS AGREEMENT, made and entered into as of the 30th day of August, 2005, by and between the ILLINOIS CENTRAL RAILROAD COMPANY (hereinafter referred to as "Railroad") whose mailing address is 17641 S. Ashland Avenue, Homewood, Illinois 60430-1345 and the DECATUR PARK DISTRICT (hereinafter referred to as "District") whose mailing address is 620 E. Riverside Avenue, Decatur, Illinois, 62521-3304;

### WITNESSETH:

IN CONSIDERATION of the mutual covenants and agreements herein set forth, Railroad, insofar as it lawfully may, does hereby grant unto District license and permission to construct, maintain, operate and use a paved bicycle pathway approximately 10 feet in width, upon, under and across the property or right-of-way of Railroad (including the structure located thereon) at/near Railroad's Peoria Subdivision Milepost B 73.7 as shown on the print attached hereto and made a part hereof,

UPON AND SUBJECT TO THE FOLLOWING TERMS AND CONDITIONS:

#### 1. DEFINITIONS.

(a) Railroad's Property. "Railroad's Property" shall mean the property shown on the attached print, to the extent owned by Railroad, whether owned in full ownership or as a servitude, easement, or right-of-way, including Railroad's track, the land on which the track is situated, and any adjacent land of Railroad on either side of the track.

(b) Roadway. "Roadway" shall mean the bicycle pathway and associated facilities on Illinois Central Railroad Company property

(c) District's Property. "District's Property" shall mean the bicycle pathway right-of-way beyond the Railroad's Property.

(d) Cost. "Cost" shall mean the actual cost of labor, equipment and materials plus Railroad's then current customary additives for overhead and other indirect costs.

2. USE.

(a) The District shall only affect and burden the Railroad's Property within the confines of a certain permanent easement ("Easement") granted by separate instrument dated August 25, 2005 (and a copy of which is attached as Exhibit A) to the Decatur Park District for the Roadway to be constructed, located, and maintained entirely within the said permanent easement area. District shall have no right to use or cross any other portion of Railroad's Property with said bicycle pathway or to use the Roadway for any purposes other than as expressly permitted herein or in the Easement. Unless otherwise provided in this Agreement, District shall comply with all terms and conditions of the said grant of permanent easement to Decatur Park District.

(b) District shall not do or permit to be done any act which will in any manner interfere with, limit, restrict, obstruct, damage, interrupt, or endanger Railroad's operations or facilities.

(c) The Roadway and Crossing Proper shall not be used by vehicles of a size, configuration or weight that would damage the tracks, equipment, installations, or facilities of Railroad or any equipment, installations, or facilities located on Railroad's Property but belonging to third persons.

3. TERM.

(a) This License shall become effective as of the date first written above and shall continue in effect thereafter until terminated in one of the manners set forth below:

(i) Railroad shall have the right to terminate this Agreement immediately upon written notice to District if District at any time breaches or fails to perform any of the terms and conditions hereof; or

(ii) This Agreement shall terminate through non-use or in any other manner provided by law; or

(iii) This Agreement may be terminated by mutual consent of the parties hereto; or

(iv) This Agreement may be terminated by Railroad if Railroad replaces or fills in existing structure; or

(v) This Agreement shall terminate if the Easement terminates.

(b) Unless the parties mutually agree in writing to leave the Roadway in place after termination, the termination of this Agreement shall not be effective until all removal and restoration is complete. Termination of this Agreement shall not release District from any liability or responsibility and duty, which accrued prior to such termination, removal and restoration.

4. CONSTRUCTION. The construction of the Roadway, including the necessary grading, culverts and drainage on each side of the Railroad's track, shall be performed by District at its own risk and expense, and to the satisfaction of the Railroad's authorized representative. Railroad will make all adjustments required in Railroad facilities, if any, at District's sole expense. Railroad has approved the installation plans as submitted. Any changes or new construction planned hereafter shall be done only with Railroad approval.

5. NOTIFICATION TO RAILROAD. At least ten (10) days prior to entering upon the Railroad's Property for the purpose of performing any construction or maintenance work hereunder, District shall notify Railroad's Engineering Superintendent in writing of the type of work to be performed and the date such work will commence. The notice shall be sent to the following address:

Engineering Superintendent  
Illinois Central Railroad Company  
17550 S. Ashland Avenue  
Homewood, IL 60430

6. RELOCATE WIRE LINES. If it should be necessary to relocate any wires on Railroad's property not belonging to Railroad to provide safe clearance for Roadway users, District shall make all arrangements therefor at its own sole risk and expense.

7. MAINTENANCE. District shall, at its own risk and expense, maintain said Roadway in good and safe condition commensurate with its intended use. Railroad shall have the right, but not the duty, to perform at District's sole risk and expense, any repair or maintenance on the Roadway that Railroad considers reasonably necessary and District shall pay the cost thereof upon receipt of a bill whether made at District's request or otherwise.

8. CROSSING TO BE KEPT FREE OF DEBRIS. District shall at all times during the term of this Agreement, keep the Railroad's property free of trash, garbage or other debris or obstructions of any kind, and will not permit any condition which might interfere with the safe and efficient operation of trains which might damage equipment or facilities belonging to Railroad or others, or which might constitute a safety hazard of any kind. If at any time District shall fail to do so, Railroad may, at its option, remove any trash, garbage, debris or obstructions, and District will pay Railroad the cost thereof promptly upon receipt of bill therefor.

9. SIGNS, SIGNALS AND WARNING DEVICES. District acknowledges that Railroad has no obligation or duty to reduce the speed of its trains, nor alter its operations in any manner, owing to the presence or existence of the roadway or other use or exercise of the license or permission granted herein. District assumes, at its own risk and expense, sole responsibility for determining, in conjunction with any governing state regulatory agency, if any signs, signals or other warning devices are necessary or appropriate for the safety of persons using the bicycle pathway in the vicinity of Railroad's track or structures and specifically acknowledges that Railroad has no obligation or duty whatever to make any such determination. If the installation of any signs, signals or warning devices on either side of the Roadway is presently or hereafter required by law or by competent public authority, or is otherwise requested by District, same shall conform to any then currently applicable practices of the Railroad for such devices as to design, material and workmanship and all costs incurred by the Railroad related to the installation, operation, maintenance, renewal, alteration and upgrading thereof shall be solely borne by District.

10. INDEMNITY. The indemnity and insurance agreements set forth in the Easement are incorporated into this Agreement herein as if fully written herein. In addition for the construction of the Roadway, District must comply with the insurance requirements set forth in Exhibit B attached and incorporated herein.

11. REMOVAL OF ROADWAY. Prior to termination of this Agreement, District shall remove the Roadway from Railroad's Property and restore the Railroad's Property, as near as may be to its former condition, insofar as such restoration may in the opinion of Railroad's duly authorized representative be practical, all at District's sole risk and expense. If District fails to so remove and restore, Railroad shall have the right, but not the obligation, to do so at District's sole risk and expense. Upon termination, Railroad shall have the right, but not the duty, to remove the Roadway and to restore the Railroad's Property, all at District's sole risk and expense. District shall pay the cost of any work performed by Railroad upon presentation of a bill.

12. BILLS. All bills submitted by the Railroad to District pursuant to the terms of this Agreement shall be paid by District within fifteen (15) days of receipt thereof.

13. ENFORCEABILITY. In the event that any parts, sections or other portions of this Agreement are found unenforceable under the applicable law of any courts having jurisdiction over this Agreement, the remaining parts, sections or other portions thereof and the enforcement of same shall not be affected and shall otherwise remain in full effect and enforceable.

14. This Agreement herein as well as the Easement are meant to compliment each other. If a conflict arises between the terms of the Easement and the terms of this Agreement, the Easement shall control

IN WITNESS WHEREOF, the parties hereto have executed this Agreement in duplicate as of the date first above written.

ILLINOIS CENTRAL RAILROAD COMPANY

By Paul E. Ladue  
Paul E. Ladue  
Region Manager Contracts and Administration

DECATUR PARK DISTRICT

By: [Signature]

Print Name: \_\_\_\_\_

Title: \_\_\_\_\_

THIS AGREEMENT, made and entered into by and between

**NORFOLK SOUTHERN RAILWAY COMPANY**, a Virginia corporation, hereinafter styled "Railway;" and

**DECATUR PARK DISTRICT**, an Illinois government entity hereinafter styled "Permittee":

WITNESSETH: THAT

WHEREAS, Permittee, at its own cost and expense, is constructing, reconstructing, widening or otherwise changing or improving a public pedestrian trail, hereinafter called "Stevens Creek Bike Trail," crossing underneath the right of way or property and under Railway's existing trestle at Milepost DH-378.0, at or near **MOSSER, Macon County, Illinois**, located substantially as shown upon print of Drawing marked Exhibit A, Pages 1 and 2 of 2, each dated April 27, 2005, attached hereto and made a part of this Agreement; and

WHEREAS, Permittee has requested Railway to perform certain work in connection with the construction and/or improvement of the "Stevens Creek Bike Trail", all of which Railway is willing to do, but upon the terms and conditions hereinafter expressed and contained;

NOW THEREFORE, the PARTIES HERETO agree as follows:

1. Railway, to the extent that its title enables it so to do, and without warranty, hereby grants unto Permittee the right to construct and/or improve and use the Stevens Creek Bike Trail, under the trestle and track (whether more than one track) of Railway, at the aforescribed location; RESERVING, however, unto Railway the right to continue to maintain, repair, renew and operate its railway and appurtenances across the Stevens Creek Bike Trail, and to construct such additional tracks and other railway facilities across the Stevens Creek Bike Trail, and to maintain, repair, renew and operate the same as in the judgment of Railway may be requisite; it being understood that if Railway elects or is required to construct any additional tracks or other structures or facilities thereon and shall find it necessary to disturb the Stevens Creek Bike Trail located within the limits of said right of way in so doing, Permittee will, at Permittee's own cost and expense, upon notice in writing so to do served upon it by Railway, make such changes in the Stevens Creek Bike Trail or in said highway as may be necessary to accommodate the work of Railway.

2. Permittee will, at Permittee's expense, construct, maintain and remove the Stevens Creek Bike Trail in such manner that the same shall not interfere with the use made or to be made of said property by Railway for any purpose and in accordance with plans and specifications approved by Railway. Permittee agrees that the Stevens Creek Bike Trail, or any work to be done by Permittee hereunder, shall not interfere with the safe and proper operation and maintenance of said railroad, or the track, structures or appurtenances upon said property, or the proper drainage of property of Railway. Permittee agrees to promptly protect, close, remove, or relocate the Stevens Creek Bike Trail as necessary to allow maintenance by Railway during periods of heavy maintenance of Railway's trestle or track at this location.

3. Permittee will pay to Railway, promptly upon bill rendered therefor, the actual cost of all work performed by Railway in connection with the construction and/or improvement of the Stevens

Creek Bike Trail, including but not limited to the expenditures herein expressly described. The cost of said work to be performed by Railway in connection with the Stevens Creek Bike Trail has been estimated to be \$38,750, said estimate being attached hereto as Exhibit B, dated April 27, 2005, and made a part hereof.

4. Permittee hereby agrees that if Railway shall desire to make any changes in its track, structures, roadbed, or other installations at the location of the Stevens Creek Bike Trail, or make any changes whatsoever in, to, upon, over or under the premises owned, controlled or leased by the Railway, and crossed or in any way affected by the Stevens Creek Bike Trail, then Permittee shall, at Permittee's expense, within forty-five (45) days of receipt of notice in writing to that effect from the Railway, make such changes in the location and/or construction of the Stevens Creek Bike Trail (including removal) deemed necessary by Railway to accommodate any future construction, improvements and/or changes of the Railway.

5. (a) To the extent permitted by the laws of Illinois, Permittee agrees to indemnify and hold Railway, and any other corporation controlling, controlled by or under common control with Railway, harmless from and against all loss, damage, liability or expense arising from injury or loss of life to any person or damage to any property while Permittee is engaged in the work of constructing, improving and/or maintaining the Stevens Creek Bike Trail across the property and track of Railway as hereinabove provided.

(b) During the period of construction and/or improvement, or any period of maintenance, repair, renewal, removal or relocation of the Stevens Creek Bike Trail, Permittee shall insure the obligations assumed in subparagraph (a) hereof in a manner and with a company satisfactory to Railway, and with a combined single limit (bodily injury, death or property damage) of not less than \$2,000,000.00.

(c) If an outside contractor is to construct, improve, maintain, repair, renew, remove or relocate the Stevens Creek Bike Trail on Railway's premises, then Permittee, in addition to the insurance provided for in subparagraph (b) hereof, shall require said contractor to furnish Railway with a Railroad Protective Liability Insurance Policy naming Railway as the named insured and issued to the contractor, with a combined single limit of \$2,000,000.00 for all damages arising out of bodily injury, death, property damage liability and physical damage to property liability, per occurrence with an aggregate limit of \$6,000,000.00.

(d) Evidence of such insurance (Certificate of Insurance for the General Liability Insurance Policy and the original policy of Railroad Protective Liability Insurance) must be furnished to and approved by the Risk Manager, Norfolk Southern Corporation, Three Commercial Place, Norfolk, Virginia 23510-2191, prior to occupancy of Railway's property or commencement of construction, improvement or maintenance on Railway's premises.

6. It is agreed that Railway shall be exempt from any and all charges or assessments of any kind or character on account of the location, construction and/or improvement or maintenance of the Stevens Creek Bike Trail within the limits of the right of way or property of Railway, or on account of any other thing done or omitted to be done by Permittee in connection therewith.



7. Should the use of the Stevens Creek Bike Trail be abandoned, then all rights hereby granted to Permittee shall thereupon cease and terminate and Permittee will, at its sole cost and in a manner satisfactory to Railway, remove the portion of the Stevens Creek Bike Trail located within the limits of said right of way or property of Railway, and restore Railway's property to the condition existing prior to the construction and/or improvement or location of the Stevens Creek Bike Trail within the limits of said right of way provided Railway, at its option, may elect to remove the Stevens Creek Bike Trail within said right of way and restore its property, and Licensee will, in such event, upon bill rendered therefor, pay unto Railway, the entire cost incurred by it in such removal and restoration.

8. The word "Railway" as used herein shall include any other company whose property at the aforesaid location may be leased or operated by Railway. Said term also shall include Railway's officers, agents and employees, and any parent company, subsidiary or affiliate of Railway and their officers, agents and employees.

9. Either party hereto may terminate this Agreement at any time hereafter by serving upon the other ninety (90) days' written notice of election so to do. If Licensee shall violate any of its covenants herein, Railway may terminate this Agreement forthwith by written notice to Licensee of its election so to do. At or before the expiration of the time limited by any notice to Licensee of Railway's election to terminate this Agreement, Licensee will discontinue use of the Stevens Creek Bike Trail and will restore said right of way or property to the condition existing prior to the construction of the Stevens Creek Bike Trail thereupon; or, in default thereof, Railway may, in addition to any other legal remedy it may have, close and remove the Stevens Creek Bike Trail and restore the condition of said right of way or property at the sole cost and expense of Licensee.

10. This Agreement shall take effect as of the 18th day of August, 2005.

IN WITNESS WHEREOF, the parties hereto have executed this Agreement in duplicate, each part being an original, as of the 18th day of August, 2005.

Witness:

NORFOLK SOUTHERN RAILWAY COMPANY

D.K. Scott  
As to Railway

By: J.R. Constance  
General Manager

Witness:

DECATUR PARK DISTRICT

J. K. [Signature]  
As to Permittee

By: [Signature]  
Title: Executive Director



# ILLINOIS ENVIRONMENTAL PROTECTION AGENCY

1021 NORTH GRAND AVENUE EAST, P.O. BOX 19276, SPRINGFIELD, ILLINOIS 62794-9276 - (217) 782-3397

JAMES R. THOMPSON CENTER, 100 WEST RANDOLPH, SUITE 11-300, CHICAGO, IL 60601 - (312) 814-6026

ROD R. BLAGOJEVICH, GOVERNOR

DOUGLAS P. SCOTT, DIRECTOR

217/782-3362

DEC 21 2005

Rock Island District  
Corps of Engineers  
Clock Tower Building  
Rock Island, IL 61201

Re: Decatur Park District (Macon County)  
Construct bike trail - Stevens Creek  
Log # C-0290-05 [CoE appl.# 2005-422]

Gentlemen:

This Agency received a request on May 2, 2005 from Decatur Park District requesting necessary comments concerning the placement of fill in wetlands and the crossing of Stevens Creek in conjunction with the construction of a bike trail. We offer the following comments.

Based on the information included in this submittal, it is our engineering judgment that the proposed project may be completed without causing water pollution as defined in the Illinois Environmental Protection Act, provided the project is carefully planned and supervised.

These comments are directed at the effect on water quality of the construction procedures involved in the above described project and are not an approval of any discharge resulting from the completed facility, nor an approval of the design of the facility. These comments do not supplant any permit responsibilities of the applicant toward the Agency.

This Agency hereby issues certification under Section 401 of the Clean Water Act (PL 95-217), subject to the applicant's compliance with the following conditions:

1. The applicant shall not cause:
  - a. violation of applicable water quality standards of the Illinois Pollution Control Board, Title 35, Subtitle C: Water Pollution Rules and Regulation;
  - b. water pollution defined and prohibited by the Illinois Environmental Protection Act; or
  - c. interference with water use practices near public recreation areas or water supply intakes.
2. The applicant shall provide adequate planning and supervision during the project construction period for implementing construction methods, processes and cleanup procedures necessary to prevent water pollution and control erosion.

ROCKFORD - 4302 North Main Street, Rockford, IL 61103 - (815) 987-7760 • DES PLAINES - 9511 W. Harrison St., Des Plaines, IL 60016 - (847) 294-4000

ELGIN - 595 South State, Elgin, IL 60123 - (847) 508-3131 • PEORIA - 5415 N. University St., Peoria, IL 61614 - (309) 693-5463

BUREAU OF LAND - PEORIA - 7620 N. University St., Peoria, IL 61614 - (309) 693-5462 • CHAMPAIGN - 2125 South First Street, Champaign, IL 61820 - (217) 278-5800

SPRINGFIELD - 4500 S. Sixth Street Rd., Springfield, IL 62706 - (217) 786-6892 • COLLINSVILLE - 2009 Mall Street, Collinsville, IL 62234 - (618) 346-5120

MARION - 2309 W. Main St., Suite 116, Marion, IL 62959 - (618) 993-7200

3. Any spoil material excavated, dredged or otherwise produced must not be returned to the waterway but must be deposited in a self-contained area in compliance with all state statutes, regulations and permit requirements with no discharge to waters of the State unless a permit has been issued by this Agency. Any backfilling must be done with clean material and placed in a manner to prevent violation of applicable water quality standards.
4. All areas affected by construction shall be mulched and seeded as soon after construction as possible. The applicant shall undertake necessary measures and procedures to reduce erosion during construction. Interim measures to prevent erosion during construction shall be taken and may include the installation of staked straw bales, sedimentation basins and temporary mulching. All construction within the waterway shall be constructed during zero or low flow conditions. The applicant shall be responsible for obtaining an NPDES Storm Water Permit prior to initiating construction if the construction activity associated with the project will result in the disturbance of 1 (one) or more acres total land area on or after March 10, 2003. An NPDES Storm Water Permit may be obtained by submitting a properly completed Notice of Intent (NOI) form by certified mail to the Agency's Division of Water Pollution Control, Permit Section.
5. The applicant shall implement erosion control measures consistent with the "Illinois Urban Manual" (IEPA/USDA, NRCS: 2002).
6. The proposed work shall be constructed with adequate erosion control measures (i.e., silt fences, straw bales, etc.) to prevent transport of sediment and materials to the adjoining wetlands and downstream.
7. The wetland mitigation plan received by the Agency on July 28, 2005 shall be implemented. Modifications to the wetland mitigation plan must be submitted to the Agency for approval. The permittee shall submit annual reports by July 1 of each calendar year on the status of the mitigation. The first annual report shall include a hydric soils determination that represents the soils at the completion of initial construction for the wetland mitigation site(s). The permittee shall monitor the mitigation for 5 years after the completion of initial construction. A final report shall be submitted within 90 days after completion of a 5-year monitoring period. Each annual report and the final report shall include the following: IEPA Log No., date of completion of initial construction, representative photographs, floristic quality index, updated topographic maps, description of work in the past year, the performance standards for the mitigation as stated in the mitigation plan, and the activities remaining to complete the mitigation plan. For wetland mitigation sites containing non-hydric soils at the time of initial construction, the final report shall include a hydric soils determination that represents the soils at the end of the 5-year monitoring period. The subject reports shall be submitted to:

Illinois Environmental Protection Agency  
Bureau of Water  
Watershed Management Section  
1021 North Grand Avenue East  
Post Office Box 19276  
Springfield, Illinois 62794-9276


Page No. 3

Log No. C-0290-05 [CoE # 2005-422]

This certification becomes effective when the Department of the Army, Corps of Engineers, includes the above condition # 1 through # 7 as conditions of the requested permit issued pursuant to Section 404 of PL 95-217.

This certification does not grant immunity from any enforcement action found necessary by this Agency to meet its responsibilities in prevention, abatement, and control of water pollution.

Very truly yours,



Bruce J. Yurdin  
Manager, Watershed Management Section  
Bureau of Water

cc: IEPA, Records Unit  
IEPA, DWPC, FOS, Champaign  
IDNR, OWR, Springfield  
USEPA, Region 5  
Decatur Park District  
Bainbridge, Gee, Milanski & Associates, Inc.

DEPARTMENT OF THE ARMY PROVISIONAL PERMIT

Permit Number: CEMVR-OD-P-2005-422

Section 404

Permittee: Decatur Park District  
620 East Riverside  
Decatur, Illinois 62521

POC: Mr. James Kiefer

Tel: (217) 422-5911

Effective Date:

Expiration Date: 31 December 2010

Issuing Office: U.S. Army Corps of Engineers, Rock Island District  
Clock Tower Building - P.O. Box 2004  
Rock Island, Illinois 61204-2004

You are authorized to perform work in accordance with the terms and conditions specified below.

NOTE: The term "you" and its derivatives, as used in this permit, means the permittee or any future transferee. The term "this office" refers to the appropriate district or division office of the Corps of Engineers having jurisdiction over the permitted activity or the appropriate official of that office acting under the authority of the commanding officer.

Project Description: The permittee will construct a bike trail adjacent to Stevens Creek. The 10-foot-wide trail will result in three bridged crossings and eight culverted crossings of Stevens Creek as well as 6.24 acres of wetland impact throughout the entire trail alignment. To compensate for wetland impacts, 14.89 acres of wetland will be created adjacent to Stevens Creek.

Project Location. Stevens Creek and adjacent wetlands in Sections 4, 5, and 8, Township 18 North, Range 2 East, and in Section 33, Township 17 North, Range 2 East, in Decatur, Macon County, Illinois.

In accordance with the plans and drawings attached hereto which are incorporated in and made a part of this permit.

Drawing(s) No. CEMVR-OD-P-2005-422

Sheet 1 of 6, Location Map  
Sheet 2 of 6, Location Map  
Sheet 3 of 6, Plan View  
Sheet 4 of 6, Cross Sections  
Sheet 5 of 6, Plan View, Profile, and Cross  
Section  
Sheet 6 of 6, Plan View and Profile

34

ATTACHMENT 8b

Permit Conditions:

General Conditions:

1. The time limit for completing the work authorized ends on the date specified on page 1. If you find that you need more time to complete the authorized activity, submit your request for a time extension to this office for consideration at least one month before that date is reached.
2. You must maintain the activity authorized by this permit in good condition and in conformance with the terms and conditions of this permit. You are not relieved of this requirement if you abandon the permitted activity, although you may make a good faith transfer to a third party, in compliance with General Condition 4 below. Should you wish to cease to maintain the authorized activity or should you desire to abandon it without a good faith transfer, you must obtain a modification of this permit from this office, which may require restoration of the area.
3. If you discover any previously unknown historic or archaeological remains while accomplishing the activity authorized by this permit, you must immediately notify this office of what you have found. We will initiate the Federal and state coordination required to determine if the remains warrant a recovery effort or if the site is eligible for listing in the National Register of Historic Places.
4. If you sell the property associated with this permit, you must obtain the signature of the new owner in the space provided and forward a copy of the permit to this office to validate the transfer of this authorization.
5. If a conditioned water quality certification has been issued for your project, you must comply with the conditions specified in the certification as special conditions to this permit. For your convenience, a copy of the certification is attached if it contains such conditions. (Condition is not applicable for Section 10 Permits.)
6. You must allow representatives from this office to inspect the authorized activity at any time deemed necessary to ensure that it is being or has been accomplished in accordance with the terms and conditions of your permit.

Special Conditions:

1. That the conditions listed in the State Section 401 Water Quality Certification letter from the Illinois Environmental Protection Agency (when issued), are considered to be part of this permit.

2. That the attached wetland mitigation plan entitled "Wetland Mitigation Plan for the Stevens Creek Bikeway" dated November 2004, is considered to be part of this permit. The permittee shall complete all aspects of the plan to the satisfaction of this district within one year from the initiation of trail construction activities. The permittee shall inform this office in writing upon initiation of construction activities and shall inform this office in writing upon completion of the wetland mitigation plan.

3. That the permittee shall plant the wetland tree species component stated in the wetland mitigation plan at a minimum of 200 trees per acre. The permittee shall maintain a survival rate of 80 percent each year for a period of 3 years following the initial plantings.

4. The permittee shall provide monitoring reports outlining the success of the wetland mitigation plan by September 30 of each year for a period of 5 years following completion of construction activities. The permittee shall outline the success of the wetland mitigation site and any plan deficiencies. The permittee shall be responsible to perform any corrective actions deemed necessary by this district to insure wetland success for the 5-year period.

5. That the relocation of the levee section and tree replanting efforts on Mr. Jedlicka's property shall occur concurrently with the trail construction activities. The permittee shall maintain an 80 percent tree survival rate each year for a period of 3 years following planting. The permittee shall include a discussion on the tree survivability and replanting efforts on Mr. Jedlicka's property, in the wetland mitigation report. A copy of the wetland mitigation report shall be provided to Mr. Jedlicka throughout the wetland monitoring period.

Further Information:

1. Congressional Authorities: You have been authorized to undertake the activity described above pursuant to:

( ) Section 10 of the Rivers and Harbors Act of 1899 (33 U.S.C. 403).

( X ) Section 404 of the Clean Water Act (33 U.S.C. 1344).

( ) Section 103 of the Marine Protection, Research and Sanctuaries Act of 1972 (33 U.S.C. 1413).

2. Limits of this authorization.

a. This permit does not obviate the need to obtain other Federal, state, or local authorizations required by law.

b. This permit does not grant any property rights or exclusive privileges.

c. This permit does not authorize any injury to the property or rights of others.

d. This permit does not authorize interference with any existing or proposed Federal project.

3. Limits of Federal Liability. In issuing this permit, the Federal Government does not assume any liability for the following:

a. Damages to the permitted project or uses thereof as a result of other permitted or unpermitted activities or from natural causes.

b. Damages to the permitted project or uses thereof as a result of current or future activities undertaken by or on behalf of the United States in the public interest.

c. Damages to persons, property, or to other permitted or unpermitted activities or structures caused by the activity authorized by this permit.

d. Design or construction deficiencies associated with the permitted work.

e. Damage claims associated with any future modification, suspension, or revocation of this permit.

4. Reliance on Applicant's Data: The determination of this office that issuance of this permit is not contrary to the public interest was made in reliance on the information you provided.

5. Reevaluation of Permit Decision. This office may reevaluate its decision on this permit at any time the circumstances warrant. Circumstances that could require a reevaluation include, but are not limited to, the following:

a. You fail to comply with the terms and conditions of this permit.

b. The information provided by you in support of your permit application proves to have been false, incomplete, or inaccurate (See 4 above).




c. Significant new information surfaces which this office did not consider in reaching the original public interest decision.

Such a reevaluation may result in a determination that it is appropriate to use the suspension, modification, and revocation procedures contained in 33 CFR 325.7 or enforcement procedures such as those contained in 33 CFR 326.4 and 326.5. The referenced enforcement procedures provide for the issuance of an administrative order requiring you to comply with the terms and conditions of your permit and for the initiation of legal action where appropriate. You will be required to pay for any corrective measures ordered by this office, and if you fail to comply with such directive, this office may in certain situations (such as those specified in 33 CFR 209.170) accomplish the corrective measures by contract or otherwise and bill you for the cost.

6. Extensions. General condition 1 establishes a time limit for the completion of the activity authorized by this permit. Unless there are circumstances requiring either a prompt completion of the authorized activity or a reevaluation of the public interest decision, the Corps will normally give favorable consideration to a request for an extension of this time limit.


Your signature below, as permittee, indicates that you accept and agree to comply with the terms and conditions of this permit.

  
\_\_\_\_\_  
Permittee

12/28/05  
Date

This issuing officer for this permit is Duane P. Gapinski, Colonel, U.S. Army, District Engineer, Rock Island District.

This permit becomes effective when the Federal official, designated to act for the Secretary of the Army, and in accordance with CEMVR-OD-P appointment order 28 March 2000, has signed below.

  
\_\_\_\_\_  
John G. Bétker  
Project Manager

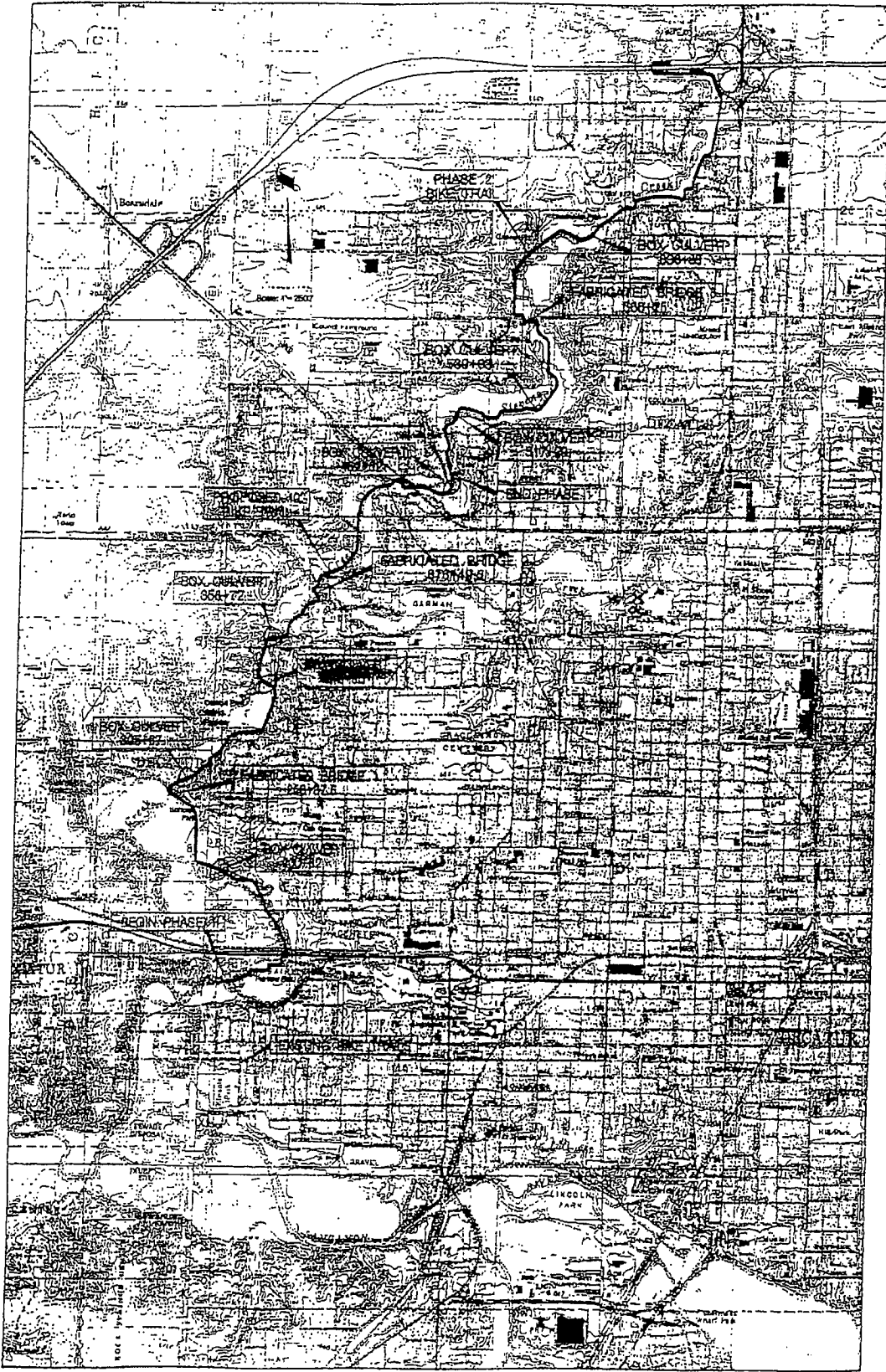
1-13-06  
Date

When the structures or work authorized by this permit are still in existence at the time the property is transferred, the terms and conditions of this permit will continue to be binding on the new owner(s) of the property. To validate the transfer of this permit and the associated liabilities associated with compliance with its terms and conditions, have the transferee sign and date below.

\_\_\_\_\_  
Transferee


\_\_\_\_\_  
Date

ATTACHMENT 8b



DECATUR PARK DISTRICT  
STEVENS CREEK BIKEWAY  
SECTION 99-P4000-00-BT  
PROJECT TE-00D6 (068)  
MACON COUNTY, ILLINOIS  
USGS MAP OF BIKEWAY CORRIDOR


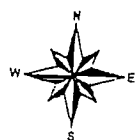
CEMVR-OD-P-2005-0422  
Sheet 1 of 6  
Location Map



SOURCE: U.S. FISH & WILDLIFE SERVICE, HARRISTOWN AND DECATUR, IL NATIONAL WETLANDS INVENTORY (NWI) MAPS, 1988.

### ATTACHMENT 8b

© Copyright Hanson Professional Services Inc. 2004



Hanson Professional Services Inc.

### NWI MAP

STEVENS CREEK BIKEWAY  
WETLAND C  
MACON (

CEMVR-OD-P-2005-1422

Sheet 2 of 6


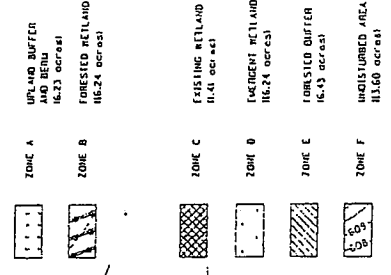
Location Map

HANSON NO. 03S2063

LEGEND  
 --- 605 --- EXISTING MAJOR CONTOUR  
 - - - 604 - - - EXISTING MINOR CONTOUR

UPLAND BUFFER AND BERM (16.24 acres)  
 FORESTED WETLAND (16.24 acres)  
 EXISTING WETLAND (11.41 acres)  
 INCIDENT WETLAND (16.24 acres)  
 FORESTED OUTLET (16.13 acres)  
 UNDISTURBED AREA (11.60 acres)

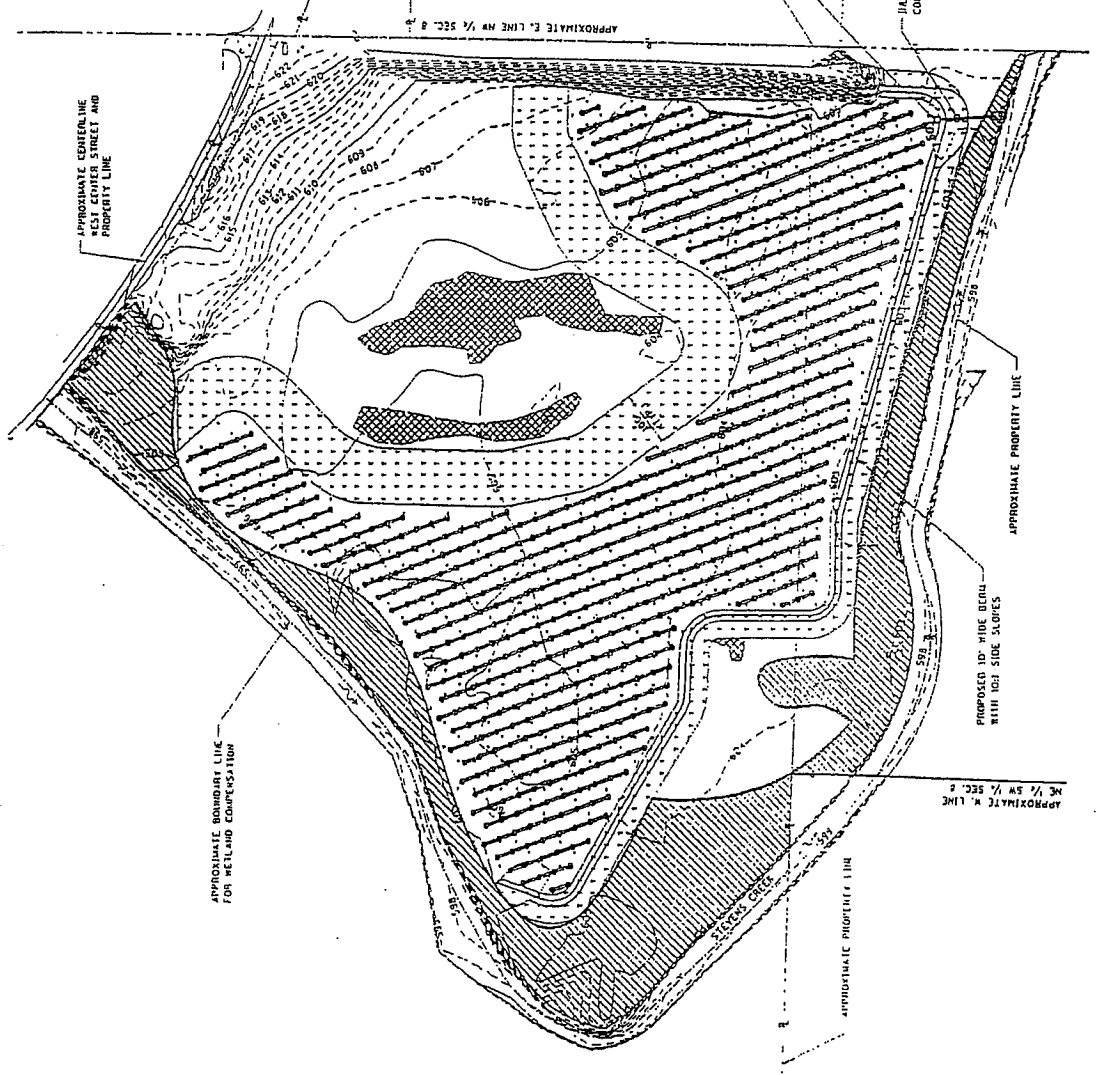
UPLAND TERRESTRIAL AREA SEEDED WITH NATIVE GRASSLAND MIX.  
 PLANT THIS ZONE WITH EQUAL NUMBER OF PECAN (CATA), ILLINOISIST, GREEN ASH (FRAXINUS PENNSYLVANICA), LANCEOLATA, SULLYBARK HICKORY (ICARYA LACINIOSA), SHAMP WHITE OAK (QUERCUS BICOLOR) AND PIN OAK (QUERCUS PALustris) ON 30-FOOT CENTERS USING ROOT PRODUCTION METHOD (PIN) TREES. 8PM TREES ARE SOLD EXCLUSIVELY BY THE STEVENSON TREE CENTER IN ELZSBERT, MISSOURI. PHONE NUMBER (800) 356-2401. 147 EACH.  
 BALERS OF THE UNITED STATES. THIS ZONE SHALL NOT BE GRADED OR DISTURBED AS THIS AREA WILL REMAIN AS EMERGENT WETLAND.  
 THIS AREA BETWEEN THE ROWS OF TREES SHALL BE ALLOWED TO NATURALLY REVEGETATE WITH EMERGENT WETLAND SPECIES.  
 EXISTING RIPARIAN FOREST AREA WILL BE PROTECTED FROM DISTURBANCE.  
 NO CONSTRUCTION WITHIN THIS ZONE, EXCEPT OF TEMPORARY FENCE.

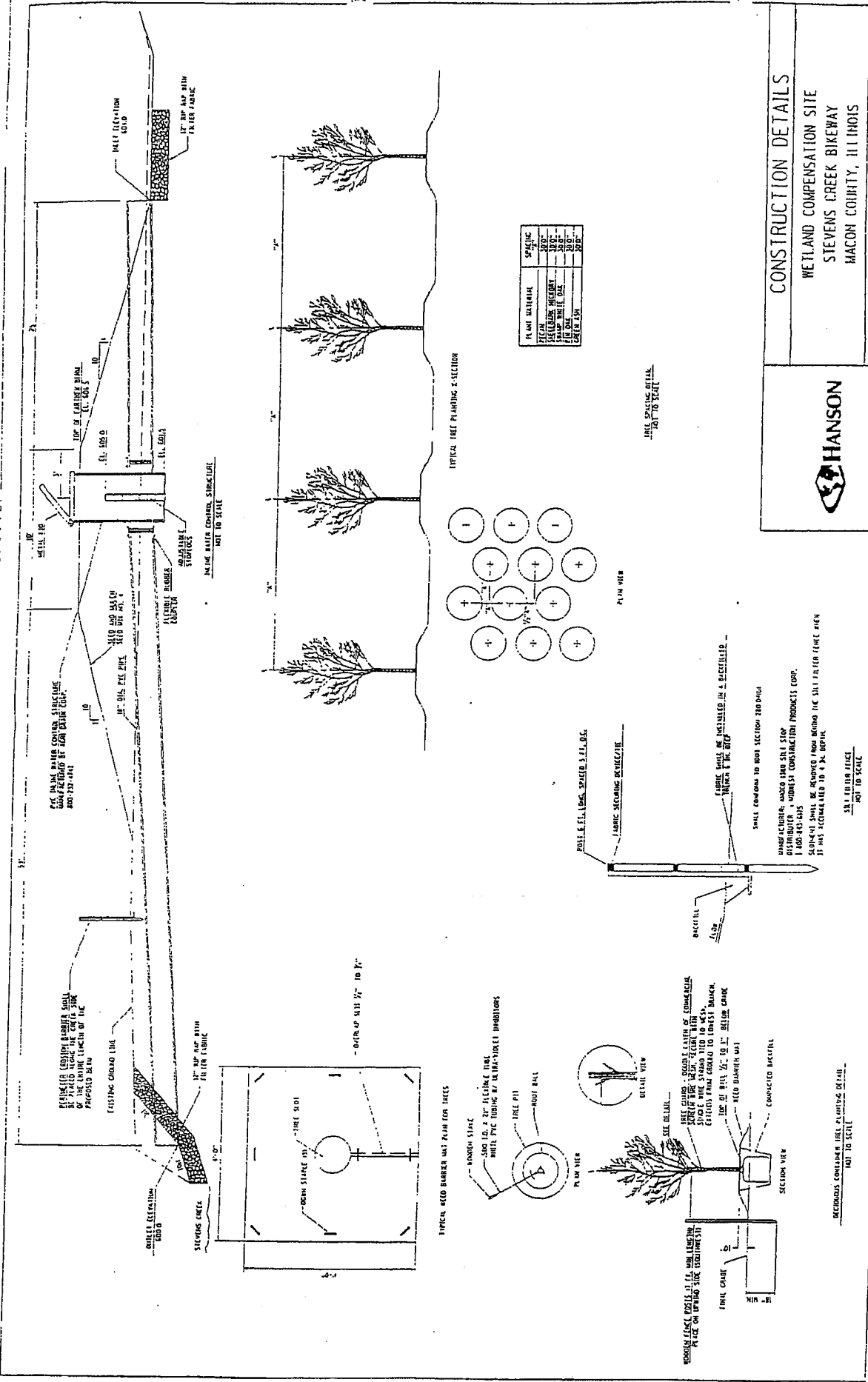


WETLAND PLANTING PLAN  
 WETLAND COMPENSATION SITE  
 STEVENS CREEK BIKEWAY  
 MACON COUNTY, ILLINOIS



ILLINOIS NO. 0352063  
 FIGURE NO. 6.4





PLANT MATERIAL	SPACING
YELLOW BIRCH	10'-0"
WHITE BIRCH	10'-0"
RED PINE	10'-0"

**HANSON**

**CONSTRUCTION DETAILS**

WETLAND COMPENSATION SITE  
 STEVENS CREEK BIKEWAY  
 WAGON COUNTRY, ILLINOIS

HANSON NO. 03S2063

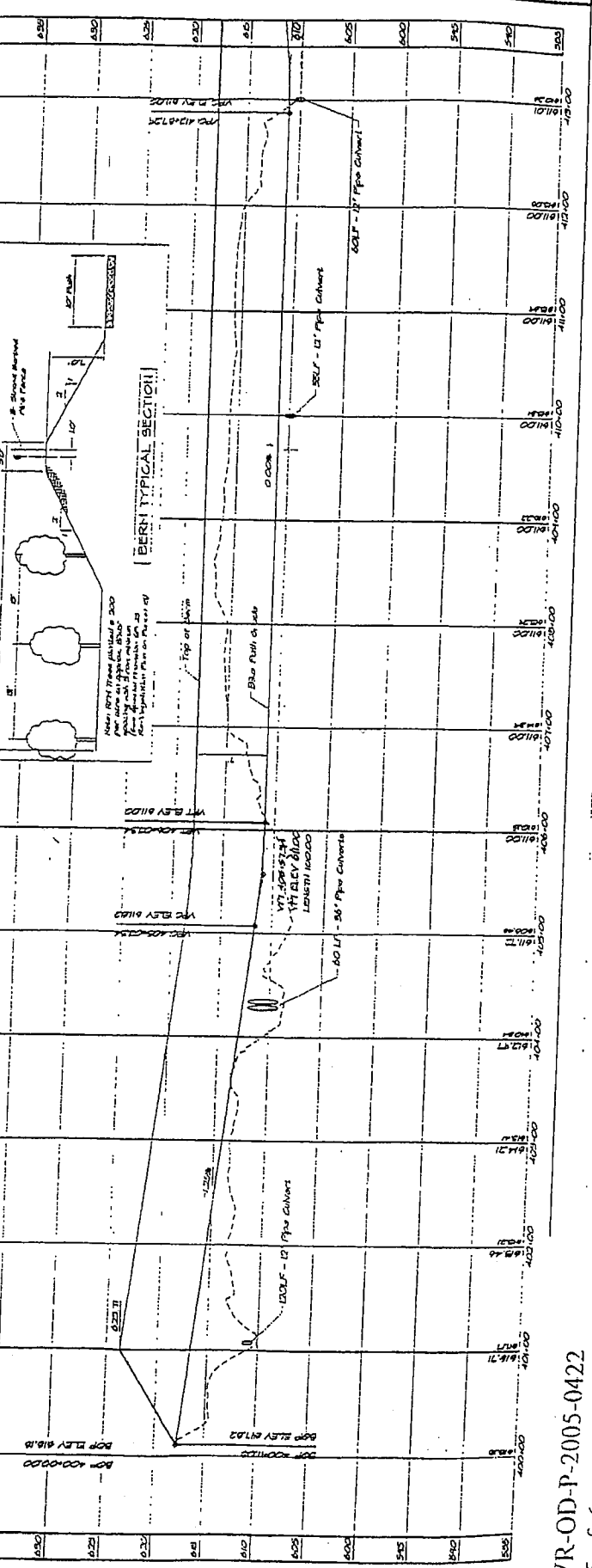
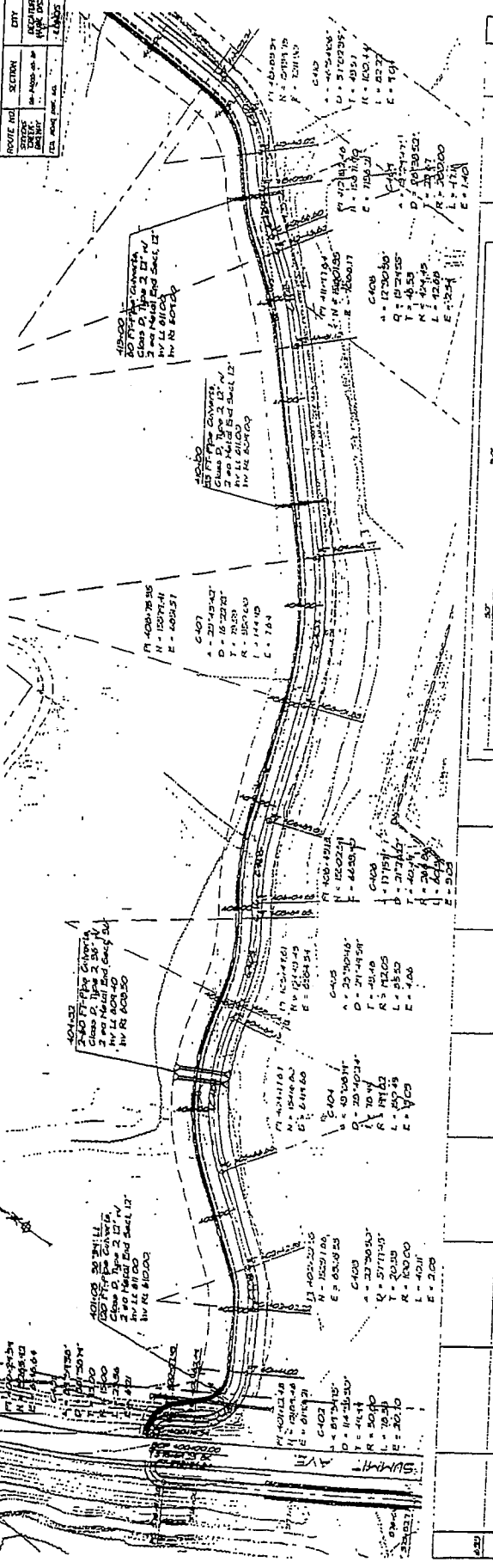
FIGURE NO. 6.5

CEMVR-OD-P-2005-0422  
 Sheet 4 of 6  
 Cross Section

NO.	DATE	REVISIONS
1	1 MAY 2005	ISSUED FOR PERMIT
2	1 MAY 2005	REVISED TO REFLECT COMMENTS

PLAN AND PROFILE  
 STEVENSON CREEK BRIMWAY - PHASE I  
 DECATUR PARK DISTRICT

23  
 143



43

CEMVR-OD-P-2005-0422  
 Sheet 5 of 6  
 Plan View, Profile & Cross Section


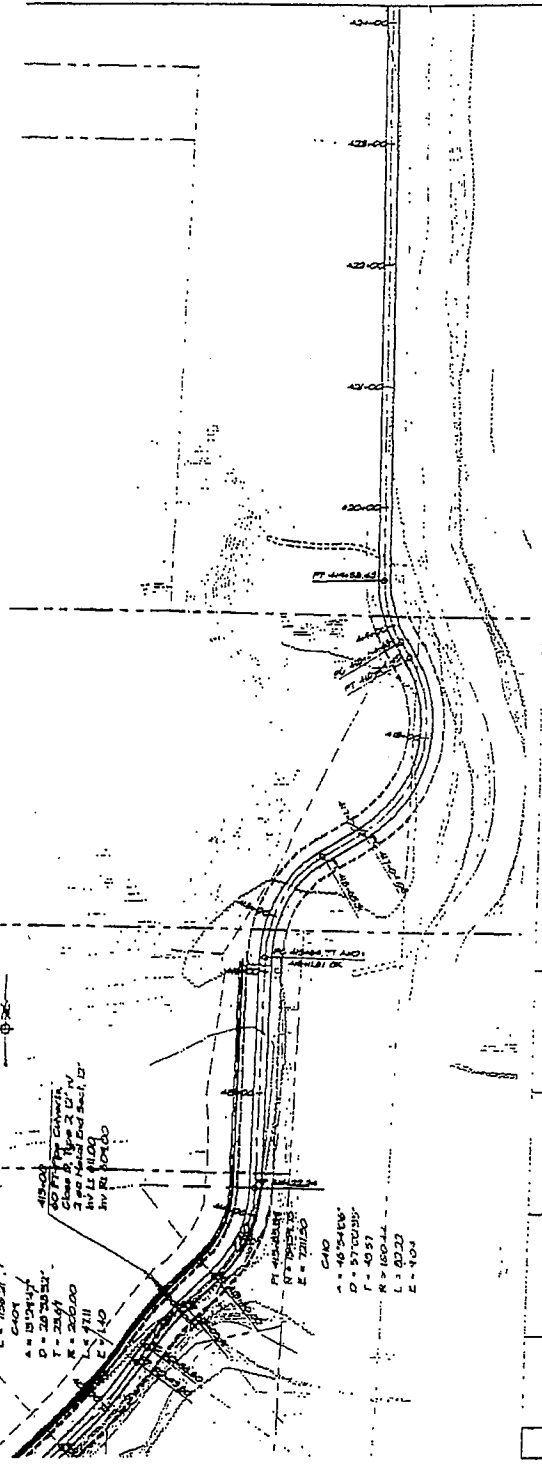
PROJECT NO.	143	SHEET NO.	24
CITY	DECATUR	DATE	11/13/05
SCALE	AS SHOWN	DESIGNED BY	GR
DATE	11/13/05	CHECKED BY	GR

GR  
 CIVIL ENGINEERING  
 ASSOCIATES, INC.  
 1300 N. WINDY HILL  
 DECATUR, GEORGIA 30030

NO.	DATE	REVISIONS

DECATUR PARK DISTRICT  
 BREWERS CEMETERY - PHASE I  
 PLAN AND PROFILE  
 STATION 0+00 TO 0+200

24  
 143



STATION 0+00  
 N = 1507.70  
 E = 708.20  
 C = 15.04  
 D = 28.70  
 T = 28.91  
 R = 200.00  
 L = 71.11  
 E = 4.00

STATION 0+100  
 N = 1507.70  
 E = 708.20  
 C = 15.04  
 D = 28.70  
 T = 28.91  
 R = 200.00  
 L = 71.11  
 E = 4.00

STATION 0+200  
 N = 1507.70  
 E = 708.20  
 C = 15.04  
 D = 28.70  
 T = 28.91  
 R = 200.00  
 L = 71.11  
 E = 4.00

44

ATTACHMENT 8b

CEMVR-OD-P-2005-0422  
 Sheet 6 of 6  
 Plan View & Profile

WETLAND COMPENSATION PLAN  
FOR  
STEVENS CREEK BIKEWAY  
SECTION 99-P4000-00-BT (SEQ. NO. 10630)  
MACON COUNTY  
JOB NO. P-95-026-00

Prepared for the:

DECATUR PARK DISTRICT  
620 East Riverside Avenue  
Decatur, Illinois 62521

and

BAINBRIDGE, GEE, MILANSKI & ASSOCIATES, INC.  
1670 South Taylorville Road  
Decatur, Illinois 62521

Prepared by:

HANSON PROFESSIONAL SERVICES INC.  
1525 South Sixth Street  
Springfield, Illinois 62703

RECEIVED  
DEC 10 2004  
CEMVR-OD-P

NOVEMBER 2004

Copyright © 2004 by Hanson Professional Services Inc. All rights reserved. This document is intended solely for the use of the individual or the entity to which it is addressed. The information contained in this document shall not be duplicated, stored electronically, or distributed, in whole or in part, without the express written permission of Hanson Professional Services Inc., 1525 S. Sixth St., Springfield, IL 62703, (217) 788-2450, [www.hanson-inc.com](http://www.hanson-inc.com). Unauthorized reproduction or transmission of any part of this document is a violation of federal law.



WETLAND COMPENSATION PLAN  
 FOR  
 STEVENS CREEK BIKEWAY  
 SECTION 99-P4000-00-BT (SEQ. NO. 10630)  
 MACON COUNTY  
 JOB NO. P-95-026-00  
 TABLE OF CONTENTS

<u>Section</u>	<u>Page</u>
1.0 INTRODUCTION.....	1-1
2.0 WETLAND IMPACTS AND COMPENSATION REQUIREMENTS.....	2-1
2.1 WETLAND SURVEY.....	2-1
2.2 WETLAND IMPACTS.....	2-1
2.3 COMPENSATION REQUIREMENTS.....	2-2
3.0 AVOIDANCE AND MINIMIZATION ALTERNATIVES.....	3-1
4.0 WETLAND COMPENSATION GOALS AND OBJECTIVES.....	4-1
5.0 WETLAND COMPENSATION SITE.....	5-1
5.1 LOCATION.....	5-1
5.2 SITE DEPICTION ON MAPPING RESOURCES.....	5-1
5.3 EXISTING LAND USE.....	5-1
5.4 BIOLOGICAL CHARACTERISTICS.....	5-1
5.5 SOILS CHARACTERISTICS.....	5-2
5.6 HYDROLOGICAL CHARACTERISTICS.....	5-2
6.0 WETLAND COMPENSATION DESIGN AND SPECIFICATIONS.....	6-1
6.1 EARTHWORK.....	6-1
6.2 PLANTING PLAN.....	6-1
6.3 DESIGN SPECIFICATIONS.....	6-2
6.4 CONSTRUCTION.....	6-5
6.4.1 As-Built Plans.....	6-6
7.0 MONITORING AND MANAGEMENT PLAN.....	7-1
7.1 MONITORING.....	7-1
7.2 PERFORMANCE STANDARDS.....	7-2
7.3 MANAGEMENT.....	7-3
8.0 CONTINGENCY PLAN.....	8-1
9.0 REFERENCES.....	9-1

## APPENDICES

Appendix A – Wetland Impact Evaluation Review and Wetland Resources Review  
Appendix B – Letter dated July 2, 2004 from BGM & Associates, Inc.

### LIST OF TABLES

<u>Table No.</u>	<u>Title</u>	<u>Page</u>
2.1	Wetland Impacts and Compensation for the Stevens Creek Bikeway Project	2-1
6.1	Wetland Compensation Tree Species and Seed Mixture	6-3

### LIST OF FIGURES

<u>Figure No.</u>	<u>Title</u>	<u>End of Section</u>
1.1	Project Location	1.0
5.1	NWI Map	5.0
5.2	Soil Survey Map	5.0
6.1	Existing Contour Map	6.0
6.2	Wetland Grading Plan	6.0
6.3A	Wetland Cross Sections	6.0
6.3B	Wetland Cross Sections	6.0
6.4	Wetland Planting Plan	6.0
6.5	Construction Details	6.0

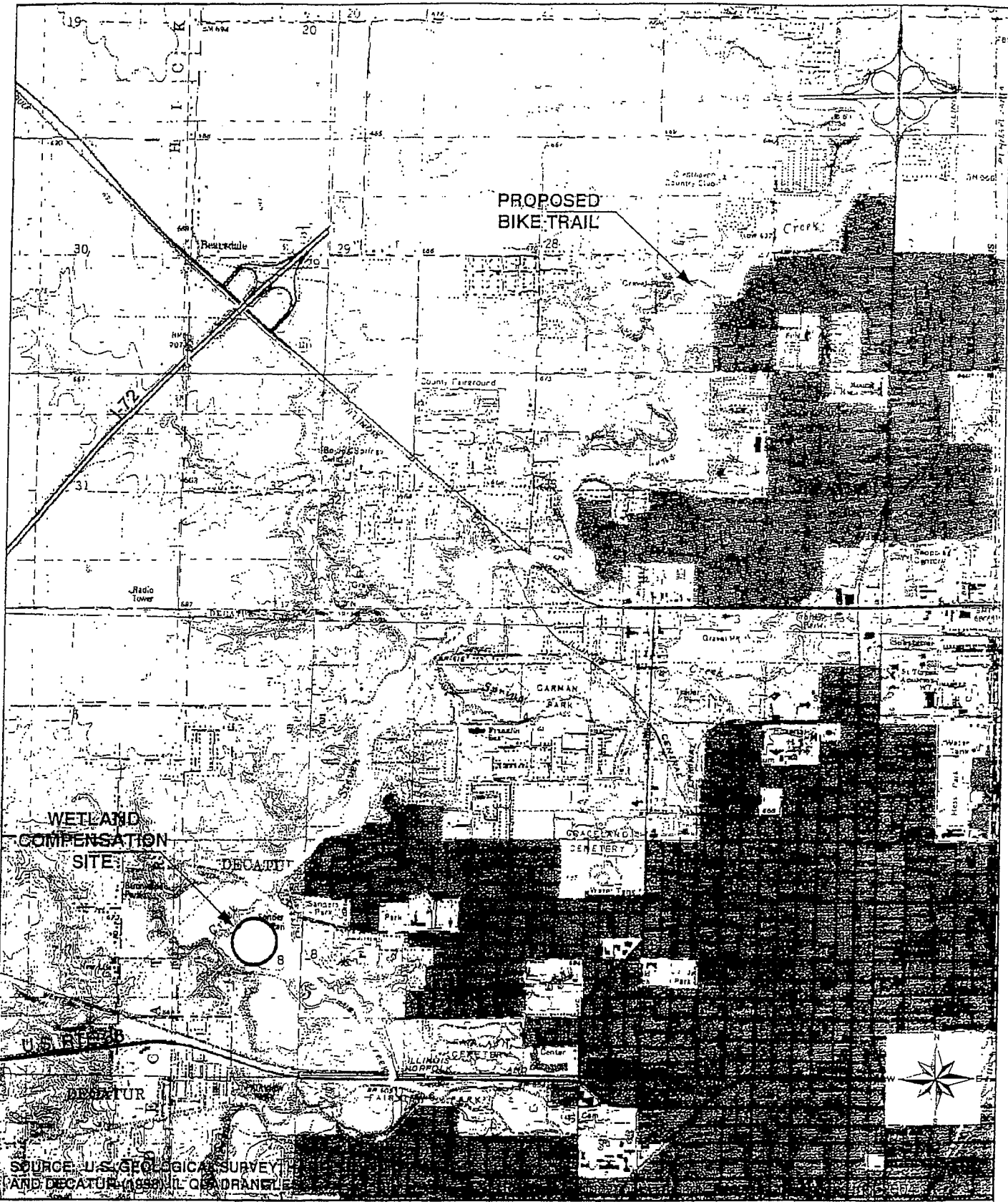
SECTION 1.0  
INTRODUCTION

## SECTION 1.0 INTRODUCTION

This wetland compensation plan provides for the replacement of unavoidable wetland impacts associated with the Stevens Creek Bikeway project. The responsible agency for the project is the Decatur Park District, 620 East Riverside Avenue, Decatur, Illinois 62521. The proposed project involves construction of a 7.6-mile bike trail along Stevens Creek in Macon County, Illinois (see Figure 1.1). The 10-ft wide bike trail will contain 2-ft shoulders and a 6-ft wide ditch along both sides of the trail from Decatur to Forsyth. Approximately 44.5 acres of right-of-way or easement will be acquired for this project.

The wetlands impacted by the proposed bikeway construction cannot practicably be avoided. Federal and state policies include processes to minimize and mitigate adverse impacts to wetlands. When adverse wetland impacts occur, compensation includes consideration of restoration of wetlands of comparable functional type and size before creation of wetlands is considered. Wetland restoration is far easier and less costly than creation and is preferred by resource agencies. This proposed wetland conceptual plan is in compliance with all federal and state acts, regulations, and policies unless otherwise indicated.

The Decatur Park District is proposing to compensate for wetland impacts with an in-kind, on-site replacement, meaning that the same wetland type impacted (i.e., forested) will be replaced within the same drainage basin as the impacted wetlands.



PROJECT LOCATION

STEVENS CREEK BIKEWAY  
 WETLAND COMPENSATION PLAN  
 MACON COUNTY, ILLINOIS

0 1,500 3,000  
 Feet



HANSON NO. 03S2063

FIGURE 1.1

SECTION 2.0  
WETLAND IMPACTS AND COMPENSATION REQUIREMENTS

SECTION 2.0  
WETLAND IMPACTS AND COMPENSATION REQUIREMENTS

2.1 WETLAND SURVEY

Zambrana Engineering, Inc., located at 2324 Marconi Avenue, St. Louis, Missouri 63110, conducted a wetland survey of the project area in May and July 2001. The November 13, 2001 report, *Preliminary Jurisdictional Determination of Wetlands for Stevens Creek Bikeway*, identified nine wetland areas within the study corridor. The wetlands are located along Stevens Creek within the drainage basin of the Sangamon River. All of the wetlands were classified as palustrine, forested, deciduous-leaved, temporarily flooded wetlands (PFO1A). Typical dominant woody vegetation includes *Acer saccharinum*, *Acer negundo*, *Ulmus rubra*, and *Fraxinus pennsylvanica*. Other species identified include *Platanus occidentalis*, *Salix nigra*, and *Populus deltoides*. Common shrub/vine species include *Cornus drummondii*, *Toxicodendron radicans*, and *Parthenocissus quinquefolia*. Dominant herbaceous species include *Galium* spp., *Sanicula gregaria*, *Impatiens capensis*, *Urtica dioica*, and *Elymus virginicus*. None of the wetland areas impacted has a Floristic Quality Index (FQI) of over nine.

2.2 WETLAND IMPACTS

The proposed project will impact eight of the nine wetland sites identified (see Table 2.1). The Wetland Impact Evaluation (WIE) form was submitted to the Illinois Department of Transportation (IDOT) for approval on June 30, 2004. According to the approved WIE Review dated July 8, 2004, the proposed project impacts Sites 1-5, 6A, 6B, and 8 for a total loss of 6.24 acres (see Attachment A).

Table 2.1: Wetland Impacts and Compensation  
for the Stevens Creek Bikeway Project

Wetland Site	Wetland Size (Acres)	Impacted Acres	On-Site Compensation Ratio	Compensation Acreage Required
1	1.09	0.13	1.5:1	0.195
2	3.07	0.11	1.5:1	0.165
3	30.54	0.47	1.5:1	0.705
4	27.82	1.15	2.5:1	2.875
5	19.71	0.94	2.5:1	2.350
6A	7.06	1.34	2.5:1	3.350
6B	32.49	1.32	2.5:1	3.300
7	0.34	0.00	2.5:1	0.000
8	36.30	0.78	2.5:1	1.950
Total	-	6.24	-	14.89

### 2.3 COMPENSATION REQUIREMENTS

On-site mitigation is proposed for the compensation of these unavoidable adverse wetland impacts. According to the WIE Review and the Illinois Interagency Wetlands Policy Act, Sites 1, 2, and 3 require a compensation ratio of 1.5:1, and Sites 4, 5, 6A, 6B, and 8 require a compensation ratio of 2.5:1. Based on these compensation ratios, approximately 14.89 acres of forested wetland mitigation are required. See Table 2.1 for a listing of individual wetland impacts and the required compensation acreage.



SECTION 3.0  
AVOIDANCE AND MINIMIZATION ALTERNATIVES

## SECTION 3.0 AVOIDANCE AND MINIMIZATION ALTERNATIVES

Seven alternative alignments were proposed to route portions of the trail around wetlands in an effort to reduce the impact of the trail on the existing wetlands. See the *Preliminary Jurisdictional Determination of Wetlands for Stevens Creek Bikeway* for a description of the alternatives considered which would avoid or minimize adverse wetland impacts, and the feasibility of each alternative. In addition, the seven alternatives were further discussed by Bainbridge, Gee, Milanski & Associates, Inc. (BGM & Associates, Inc.) in a letter dated July 2, 2004 to the Illinois Department of Transportation District 5 (see Attachment B).

SECTION 4.0  
WETLAND COMPENSATION GOALS AND OBJECTIVES

## SECTION 4.0 WETLAND COMPENSATION GOALS AND OBJECTIVES

The goals and objectives of wetland compensation for the Stevens Creek Bikeway were determined based on the functions and values of the wetlands impacted by the proposed bike trail. The wetlands impacted consist of unavoidable wetlands along the forested riparian area of Stevens Creek. Based on their low FQIs, the natural values that they serve for the functions they exhibit are low. These wetlands serve in a limited capacity for flood storage, sediment stabilization, and wildlife habitat.

The goal of wetland compensation is to create a more functional wetland than those impacted by the proposed bikeway. Specific objectives related to these goals include:

- Replace impacted wetland types (in-kind) at a ratio of 1.5:1 or greater with jurisdictional wetlands of similar function and type.
- Locate the site within one mile (on-site) of the proposed project and within the same drainage basin as the impacted wetlands.
- Locate the compensation site adjacent to or within a 100-year floodplain to replace the sediment/nutrient retention capacity of the impacted wetlands and to create flood storage capacity.
- Plant the compensation site with native hydrophytic vegetation which is valuable to wildlife for food and cover.

SECTION 5.0  
WETLAND COMPENSATION SITE

## SECTION 5.0 WETLAND COMPENSATION SITE

### 5.1 LOCATION

The proposed wetland compensation site is located about 0.5 mile north of U.S. Route 36 in Decatur, Illinois, immediately east of Stevens Creek and immediately west of the proposed bikeway (see Figure 1.1). The wetland compensation site consists of a 46.1-acre parcel primarily comprised of agricultural land. The legal description of the parcel is the East 1,700 ft of the South 1,000 ft of the Northwest Quarter of Section 8, and the East 1,300 ft of the North 400 ft of the Southwest Quarter of Section 8, Township 16 North, Range 2 East of the Third Principal Meridian, Macon County, Illinois, except that part lying west of Stevens Creek, containing 46.1 acres more or less.

### 5.2 SITE DEPICTION ON MAPPING RESOURCES

According to the Harristown and Decatur, Illinois National Wetlands Inventory (NWI) maps (1988), the proposed wetland compensation site is depicted as upland (see Figure 5.1). However, this parcel is within the 100-year floodplain according to the Federal Emergency Management Agency (FEMA) maps. Also, site visits indicate that Stevens Creek flood waters flow across the site from the northwest to the southeast during high water. Stevens Creek is depicted as a riverine, lower perennial, unconsolidated bottom, permanently flooded, excavated wetland (R2UBHx). The riparian corridor along Stevens Creek located along the southern boundary of the proposed wetland compensation site is depicted as a palustrine, forested, broad-leaved deciduous, temporarily flooded wetland (PFO1A). According to the Macon County Natural Resources Conservation Service (NRCS) wetland maps, the proposed site is depicted as a prior-converted wetland area. The NRCS map depicts the forested riparian stream corridor as wetland.

### 5.3 EXISTING LAND USE

The existing land use of the parcel consists primarily of agricultural land (about 31.2 acres) that is currently fallow. The last agricultural crop, of soybeans, was planted in 1999. Other land uses of the parcel include riparian forest (6.4 acres), non-native grassland (6.3 acres), and stream (2.2 acres). The stream acreage includes the channel of Stevens Creek to the center line. The Decatur Sanitary District has a 100-ft easement for a sewer main located along a berm on the east side of the parcel. Center Street borders the north side of the parcel, and the forested riparian corridor of Stevens Creek borders the west and south sides of the parcel.

### 5.4 BIOLOGICAL CHARACTERISTICS

Hanson Professional Services Inc. conducted a site visit of the proposed wetlands compensation site on June 16, 2004. Vegetation within the proposed wetlands compensation site consists of early successional old field species such as reed canary grass, goldenrod, and giant ragweed. A few low-lying swales located in the center of the parcel contain rushes, sedges, and

cottonwood saplings and were determined to be isolated wetlands. The adjacent riparian corridor of Stevens Creek contains tree species predominantly comprised of box elder, green ash, cottonwood, and silver maple.

## 5.5 SOIL CHARACTERISTICS


The *Soil Survey of Macon County, Illinois* (U.S. Department of Agriculture, 1990) depicts a predominance of the site as Sawmill silty clay loam (#107) (see Figure 5.2). Surrounding soils are depicted as Lawson silty clay loam (#451). The hydric soils list for Macon County lists Sawmill silty clay loam as hydric.

Sawmill silty clay loam is a nearly level, poorly drained soil located in low areas on floodplains and in broad drainageways on till plains and outwash plains. It is subject to frequent flooding for brief periods in winter and spring. The surface layer is black, friable silty clay loam about 9 in. thick. The subsurface layer is black and very dark gray, mottled, firm silty clay loam about 12 in. thick. The subsoil is mottled and firm and extends to below a depth of 60 in. The upper part of the subsoil is black silty clay loam, the middle part is dark gray and gray silty clay loam, and the lower part is dark gray and gray clay loam. Water and air move through the Sawmill soil at a moderate rate. The seasonal high water table is within 2 ft of the surface in spring. Available water capacity is very high and the organic matter content is high.

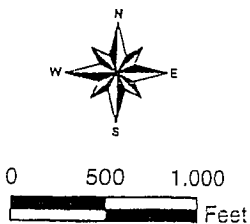
Lawson silty clay loam is a nearly level, somewhat poorly drained soil located on low, broad ridges on floodplains of the Sangamon River and on narrower floodplains of tributary streams such as Stevens Creek. It is subject to frequent flooding for brief periods in spring. The surface layer is black, friable silty clay loam about 10 in. thick. The subsurface layer is black, friable silt loam about 27 in. thick. The underlying material to a depth of 60 in. or more is dark grayish brown, mottled, friable loam. Water and air move through the Lawson soil at a moderate rate. In cultivated areas surface runoff is slow. The seasonal high water table is 1 to 3 ft below the surface in spring. Available water capacity is very high and the organic matter content is high.

## 5.6 HYDROLOGICAL CHARACTERISTICS

Based on conversations with the current property owner, the parcel typically floods two to three times each year. Flood waters overtop the Stevens Creek banks at the northwest portion of the parcel and flow across the site to the southeast re-entering Stevens Creek. The landowner reported that the southeast corner is the lowest portion of the site and drains most of the site's surface waters. During the site visit on June 16, 2004, drift piles of the previous year's herbaceous growth were observed at the southeast corner and south center portions of the parcel, re-affirming the outlet for surface drainage. The Decatur Sanitary District berm located along the east side of the parcel prevents drainage to the east. The site is relatively level; however, small gentle depressions were observed in the center of the parcel.



SOURCE: U.S. FISH & WILDLIFE SERVICE, HARRISTOWN AND DECATUR, IL NATIONAL WETLANDS INVENTORY (NWI) MAPS, 1988.



© Copyright Hanson Professional Services Inc. 2004



NWI MAP

STEVENS CREEK BIKEWAY  
WETLAND COMPENSATION PLAN  
MACON COUNTY, ILLINOIS

HANSON INC. 03S2933

FIGURE






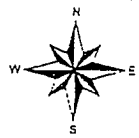
SOURCE: U.S. DEPARTMENT OF AGRICULTURE. SOIL SURVEY OF MACON COUNTY, ILLINOIS. 1990.

SOIL SYMBOLS

- 177 - BARNWELL SILTY CLAY LOAM
- 481 - LAWSON SILTY CLAY LOAM

ATTACHMENT 8b

© Hanson-Hanson Professional Services, Inc. 2014



SOIL SURVEY MAP

STEVENS CREEK BIKEWAY  
 WETLAND COMPENSATION PLAN  
 MACON COUNTY, ILLINOIS

SECTION 6.0  
WETLAND COMPENSATION DESIGN AND SPECIFICATIONS

SECTION 6.0  
WETLAND COMPENSATION DESIGN AND SPECIFICATIONS

6.1 EARTHWORK

Earthwork for the proposed wetland design includes the construction of a low profile earthen berm of about one foot in height along the south side of the parcel in order to retain surface water. In addition, the site will be slightly graded to create a uniform elevation of 604.0 MSL across the site. Slight undulations in the topography of plus or minus one foot are acceptable. These undulations will create shallow depressions allowing for more floodwater storage and topographical variation than the existing conditions allowing for greater habitat diversity. The unused excavated soil may be used to construct the berm. The berm will be necessary to assure the retainage floodwater overtopping the banks of Stevens Creek for longer periods of time than what is currently occurring. A water control structure will be placed at the lowest elevation of the site, which is the southeast corner. The water control structure will function in association with the berm to control the amount of surface water retained in the wetland.

All earthwork, tree planting, seeding and erosion control measures will be in accordance with the Illinois Department of Transportation's Standard Specifications for Road and Bridge Construction (2002). Earthwork for the earth berm shall be compacted to 90 percent of Standard Proctor.

6.2 PLANTING PLAN

Trees will be planted on 16.24 acres of the parcel (14.89 acres is the required compensation acreage), primarily within the Sawmill silty clay loam soil portion of the site. The planting plan consists of tree planting of native, hydrophytic species that are adapted to periodic flooding. Native, mast-producing species have been selected to provide a valuable food resource for the areas' wildlife. Proposed tree species include swamp white oak (*Quercus bicolor*), pin oak (*Quercus palustris*), shellbark hickory (*Carya laciniosa*), pecan (*Carya illinoensis*), and green ash (*Fraxinus pennsylvanica lanceolata*). Three gallon, construction grade Root Production Method (RPM) trees planted on 30 foot centers are proposed for this wetland mitigation project. The RPM is a unique, multi-step nursery system of air-root pruning that results in trees with denser, more fibrous root masses. RPM trees have been proven to grow quicker, produce mast quicker, and have much higher survivability than other containerized trees or bare root seedlings. The proposed forested wetland area, other than the planted trees, will be allowed to revegetate by natural succession with wetland grasses, sedges, and forbs. RPM trees are sold exclusively by the Forrest Keeling Nursery in Elsberry, Missouri. Their phone number is (800) 356-2401.

The existing interior wetlands currently supporting rush/sedge community will be fenced and avoided during construction. This area constitutes about 1.41 acres of this parcel. Incorporation of these areas into the wetland compensation site will increase overall habitat diversity.

A 100-ft buffer and the berm along the southern boundary seeded with native grass species, constituting about 6.23 acres, will be planted along the northern or upgradient side of the wetland.

Additionally, the remaining 13.60 acres outside of the proposed forested wetland and existing wetlands will be allowed to remain as they currently exist and revegetate with wetland grasses, sedges, and forbs by natural succession and will serve as a natural buffer to the created forested wetland.

### 6.3 DESIGN SPECIFICATIONS

The wetland design will include preparing planting beds while protecting existing wetlands and vegetation with a perimeter erosion barrier, and planting trees of the species specified, at the locations and the patterns designated on the plans. Trees will be planted in the area shown as Zone B. Native grasses will be planted in the buffer area and berm shown as Zone A. Revegetation of the project site will be carried out by the Contractor according to the Standard Specifications (where applicable) and the following Special Provisions.

Materials: Woody Plant Materials such as trees will meet the requirements described in Article 1081.01. Required sizes for wetland plant material are shown in Table 6.1.

The bracing and mulching of plant materials will meet the requirements described in 1081.13(a) and 1081.06(b), respectively.

The Perimeter Erosion Barrier (silt filter fence) to be placed along the southern perimeter of the constructed berm and the on-site protected wetland area, both adjacent to Zone B as shown on the plans will meet the requirements of Article 1080.02 and 1081.15(b).

The native grass mix (4) to be seeded in Zone A will conform to Article 1081.04. The mulch application will meet the requirements of Article 1081.06(a)(1). Fertilizer will meet the requirements of Article 250.04 and 1081.08 for a Nitrogen, Phosphorus, Potassium ratio of 10:10:10.

Substitution: Where evidence is submitted that a specified plant cannot be obtained, substitution may be made upon approval of the Engineer.

Plant Approval: All plant material shall be subject to the approval of the Engineer. Trees shall be true to name and conform to all other specifications. Plant material may be inspected at the grower's nursery. Approval of trees at the source does not alter the right of rejection at the project site.

All trees shall be handled with care and skill to prevent injuries, and shall be packed in an approved manner to ensure arrival at the project site in good condition. Such material shall be kept moist and cool and shall show no evidence of injury, molding, rotting or drying directly prior to planting.

Table 6.1: Wetland Compensation Tree Species and Seed Mixture

Acres	Common Name	Scientific Name	Size	Quantity/Spacing
Zone A	Native Grasses Mixture – Class 4	(varies, refer to Article 250.07)	83 lbs./acre	517 lbs.
Zone B	Pecan	<i>Carya illinoensis</i>	3 gal. Container	147/30 ft o.c.
	Green Ash	<i>Fraxinus pennsylvanica lanceolata</i>	3 gal. Container	147/30 ft o.c.
	Shellbark Hickory	<i>Carya laciniosa</i>	3 gal. Container	147/30 ft o.c.
	Swamp White Oak Pin Oak	<i>Quercus bicolor</i> <i>Quercus palustris</i>	3 gal. Container 3 gal. Container	147/30 ft o.c. 147/30 ft o.c.

66

All trees rejected at the project site shall be replaced with acceptable trees of the same species unless directed by the Engineer.

Transportation, Delivery and Temporary Storage: Transportation and storage of trees will be in accordance with Article 253.05 and 253.06(b). The Contractor shall notify the Engineer at least five days prior to the delivery of trees to the storage or project site.

Insofar as practicable, transplanting of trees shall occur on the day of delivery to the project site. In the event this is not possible, the trees shall be temporarily stored in a well-ventilated, cool storage place and shall be adequately protected against drying. This storage period shall not exceed 48 hours for any plant materials.

Any previously accepted trees that become damaged during on-site storage shall be replaced by the Contractor.

Planting Layout: The Contractor will layout trees as described in Article 253.07 and shown on the plans. Planting zone boundaries are shown on the plans and shall be marked in the field as directed by the Engineer. Zones will be delineated according to the elevations shown on the plans.

Planting (Installation) Time: Plant materials will be installed according to the following schedules as described in the IDOT specifications:

Type of Material	Time Period	Reference
Trees (Zone B)	October - December	Article 253.03
Seeding-Native Grass Mix 4 (Zone A)	May 15 - June 30 October 15 - December 1	Article 250.06

Trees shall be dug, if applicable, in accordance with Article 253.04. Any other planting time shall require the written permission of the Engineer.

Planting Method: Installation of trees will be in accordance with Article 253.08, 253.09 and 253.10. Trees will receive an application of mulch in accordance with Article 253.11 and will be wrapped and braced as per Articles 253.12 and 253.13.

Site Preparation: Trees are to be planted in raised berms constructed of existing soil, 8-10 inches high after compaction. Compaction requires two passes with a two-gang roller. The base of the raised berm shall have a minimum width of 7 ft with a flat crown (top) at approximately 4 ft. Furrows created during berm construction shall be back filled.

Planting Specifications: The pit size for each tree shall be a minimum of 10 in. diameter and 8 in. in depth. Apply a slow release fertilizer such as Scotts Field Fertilizer 27-3-6, with IBDU. A weed mat of 4 ft x 4 ft of polypropylene with a thickness of 16 mils shall be placed around each tree. Water permeability of the mat shall be 10 gallons per minute. Non-coated steel

staples, 11 gauge at 6 in. x 1 in. x 6 in. shall be used to hold the mat. Insert a staple at each corner, and another one-half the distance between each corner, another 1 staple to hold the mat together near the tree for total of 9 staples. Staples should be pushed into soil until tight against the weed barrier mat. Install a 24-in. plastic tree guard to each tree to prevent rodent and/or deer damage. Tree spacing shall be 30 ft x 30 ft for 49 trees per acre. This spacing will allow root pruned trees to canopy in approximately 20 years.

Unload trees and water each tree thoroughly to protect them from excessive heat or cold. Do not allow rootball to freeze or dry out.

If trees are not to be planted for several days or weeks (due to weather or ground conditions) water trees every 3 or 4 days (or as needed) and immediately before planting.

Remove the plastic container in which the trees have been growing prior to planting. Do not cut or disturb rootball after container has been removed.

Do not plant trees deeper than the level at which they were growing in the container.

Use the recommended weed barrier mat around each tree to prevent weed and grass competition.

Place a 24-in. plastic tree guard or similar protection device around each tree to protect against rodent and/or deer damage.

Apply a slow release fertilizer around each tree in late winter or early spring. A fertilizer composition of 27-3-6 with I.B.D.U. or similar is recommended.

The Contractor will seed the Zone A area with the specified quantity of native grass (Mix type 4) as described in Article 250.06 and mulched (Method 1) as described in Article 251.03(a).

A temporary erosion control barrier consisting of silt fence and temporary fencing will be placed around the perimeter of the existing wetland area as shown on the plans and in accordance with Article 280.04(b).

Period of Establishment and Care: The Contractor shall maintain trees in accordance with Article 253.14.

Freshly planted trees shall not be disturbed by subsequent activities that would cause uprooting, displacement or injury. During periods of intense heat or subnormal rainfall, supplemental watering may be required in accordance with the applicable requirements of Articles 253.15.

The Contractor shall maintain the temporary erosion control system as per Article 280.05.

Method of Measurement: The exact quantities for each plant material will be measured in the field. Materials will be measured as follows:

68

ATTACHMENT 8b

Plant Material:

<u>Item</u>	<u>Unit</u>	<u>Article</u>
Trees	per individual plants in place	253.16
Seeding (mix 4)	per acre	250.09
Fertilizer Nutrients	pound	250.09
Mulch (Method 1)	per acre	251.06
Perimeter Erosion Barrier	per lineal feet in place	280.06(c)

Basis of Payment:

<u>Item</u>	<u>Unit</u>	<u>Article</u>
Trees	per individual plants in place	253.17
Seeding (mix 4)	per acre	250.10
Fertilizer Nutrients	per pound	250.10
Mulch (Method 1)	per acre	251.07
Perimeter Erosion Barrier	per lineal feet in place	280.07(c)

6.4 CONSTRUCTION

All aspects of the wetland mitigation plan shall be completed within one year from the start of project construction activities. The Engineer shall notify the Army Corps of Engineers and the IDOT-BDE Wetlands Unit upon the start of project construction activities and upon completion of the wetland compensation.

Temporary erosion control for trees shall be according to Section 280, of the Standard Specifications for Road and Bridge Construction (IDOT 2002).

Soil compaction within the area of the planned wetland should be minimized. This can be accomplished by reducing passes across the site with heavy machinery and by using wide-track equipment to do the required earthwork. The substrate associated with the interior of the wetland site may need to be decompacted or ripped following construction. Compacted areas should be loosened to a depth of 12 in.



#### 6.4.1 As-Built Plans

During construction of the planned wetland, information on as-built conditions shall be collected by the Contractor and submitted to the IDOT-BDE Wetlands Unit. The following as-built conditions shall be submitted:

1. Certified as-built plans with benchmarks, which depict final elevations in the planned wetland, including elevation of berms and culverts, shall be drafted after grading is complete and before planting. The Contractor shall provide an explanation for any deviation from the plans.
2. Soil compaction data shall be gathered after grading is complete and before planting. Ten random cone penetrometer samples within the wetland area shall be measured. Half of the measurements shall be at a depth of 6 in. and the other half at 12 in. The average penetrometer reading shall not exceed 275 PSI at either depth over the extent of the planned wetland. Penetrometer readings must be taken when the soil is moist.
3. A list of the actual species planted (botanical and common names) in the planned wetland and buffer area including the quantities (i.e., number of seeds per square foot, dry weight/square yard), dates of seeding or planting, and the planting method shall be recorded by the Contractor. Seed and plant stock should originate from within 150 miles of the mitigation site to maintain local genotypes. This information should be submitted to the IDOT-BDE Wetlands Unit within 15 days after the final day of planting.

**PROPOSED WETLAND COMPENSATION PROPERTY  
BOUNDARY DESCRIPTION**

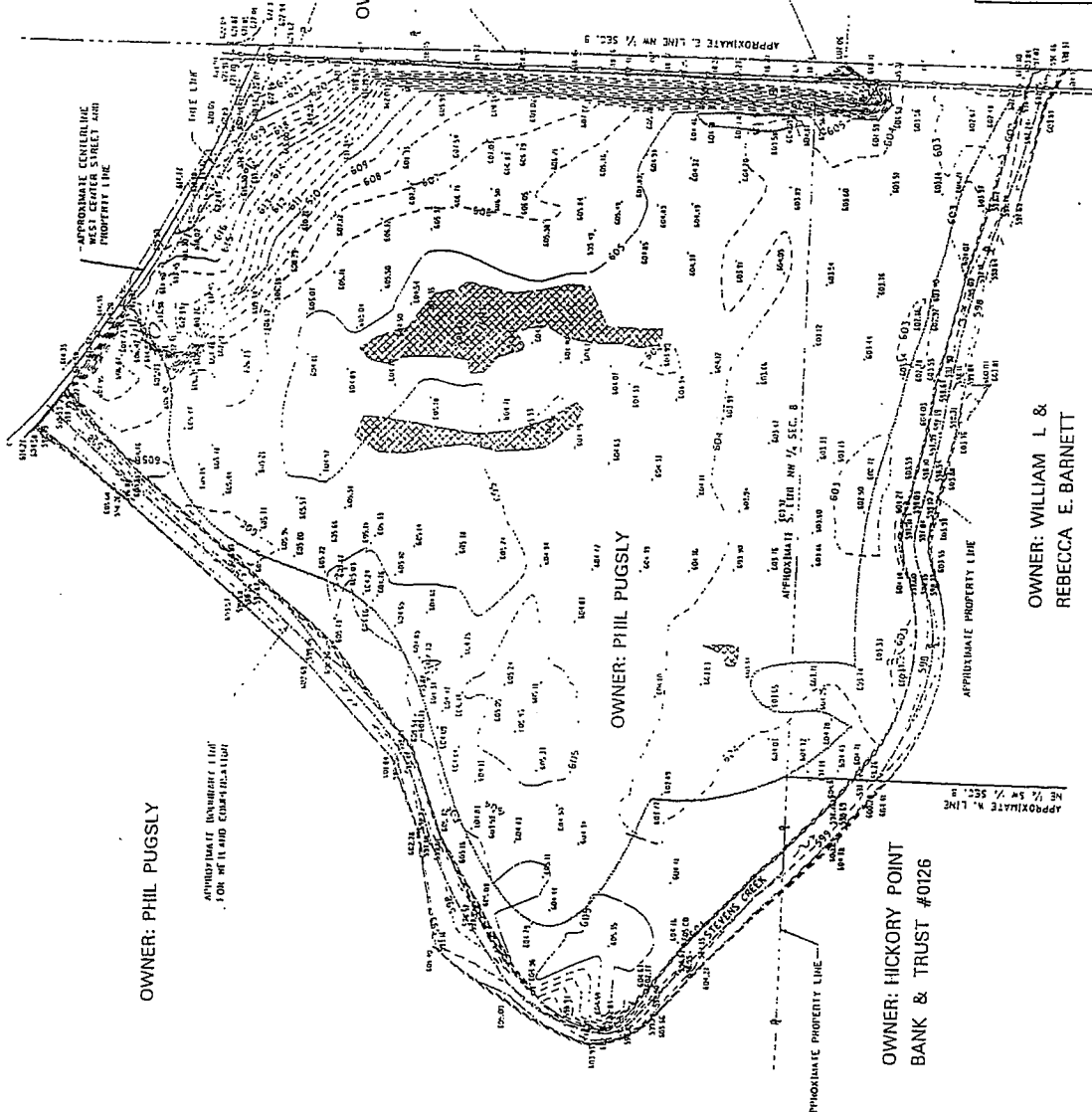
THAT PART OF THE NORTHWEST QUARTER OF SECTION 8, LYING SOUTH OF THE EXISTING CENTERLINE WEST CENTER STREET AND EAST OF STEVENS CREEK, AND ALSO THAT PART OF THE NORTHEAST QUARTER OF THE SOUTHWEST QUARTER OF SECTION 8, LYING SOUTH OF STEVENS CREEK, BOTH BEING IN TOWNSHIP 18 NORTH OF STEVENS CREEK, RANGE 2 EAST OF THE THIRD PRINCIPAL MERIDIAN, MACON COUNTY, ILLINOIS, CONTAINING APPROXIMATELY 46.135 ACRES MORE OR LESS.

OWNER: JAREL L. WALLACE

OWNER: KEITH A. & ROXANNE BRAZZELL

OWNER: HICKORY POINT  
BANK & TRUST #0126

OWNER: WILLIAM L. &  
REBECCA E. BARNETT



- LEGEND**
- SPOT ELEVATION
  - EXISTING WETLAND
  - EXISTING MAJOR CONDUIT
  - EXISTING MINOR CONDUIT
  - EXISTING SANITARY SEWER
  - EXISTING STORM SEWER
  - EXISTING FENCE LINE



**EXISTING CONTOUR MAP**  
WETLAND COMPENSATION SITE  
STEVENS CREEK BIKEWAY  
MACON COUNTY, ILLINOIS



HANSON NO. 03S206J      JUNE NO. 6.1

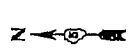
ENGINEERS ESTIMATE OF QUANTITIES

UNIT CODE	ITEM	UNIT	TOTAL
20101000	TEMPORARY FENCE	L.F.	2,060
20200100	EARTH EXCAVATION	C.Y.	10,128
24000400	EQUIPMENT (SEE NOTE)	C.Y.	8,795
28000400	PERIMETER EROSION FENCE	L.F.	2,126
25000310	CLASS 4 SEEDING	ACRE	6.23
25000400	RITHOGON FERTILIZER INTERIEST	POUNDS	561
25000500	PHOSPHORUS FERTILIZER INTERIEST	POUNDS	561
25000600	POTASSIUM FERTILIZER INTERIEST	POUNDS	561
25000700	AGRICULTURAL GROUND LIMESTONE	TONS	12
25100115	MULCH METHOD 1	ACRE	6.21
28100107	STONE DUMPED RIP RAP CLASS A4	S.Y.	36
28200100	FILTER FABRIC FOR USE WITH RIP RAP	S.Y.	36
28300100	18" IN THE WATER CONDUIT STRUCTURE	EACH	1
28400100	CARYA ILLINOENSIS (SPECIAL)	EACH	147
28500100	CARYA LACINIOSA (SPECIAL)	EACH	147
28600100	FRAXINUS PENNSYLVANICA LANCEOLATA (SPECIAL)	EACH	147
28700100	QUERCUS BICOLOR (SPECIAL)	EACH	147
28800100	QUERCUS PALustris (SPECIAL)	EACH	147

NOTE: THE TOTAL ESTIMATED QUANTITY INCLUDES THE QUANTITY FOR CONSTRUCTION OF THE FIRE WEANS.

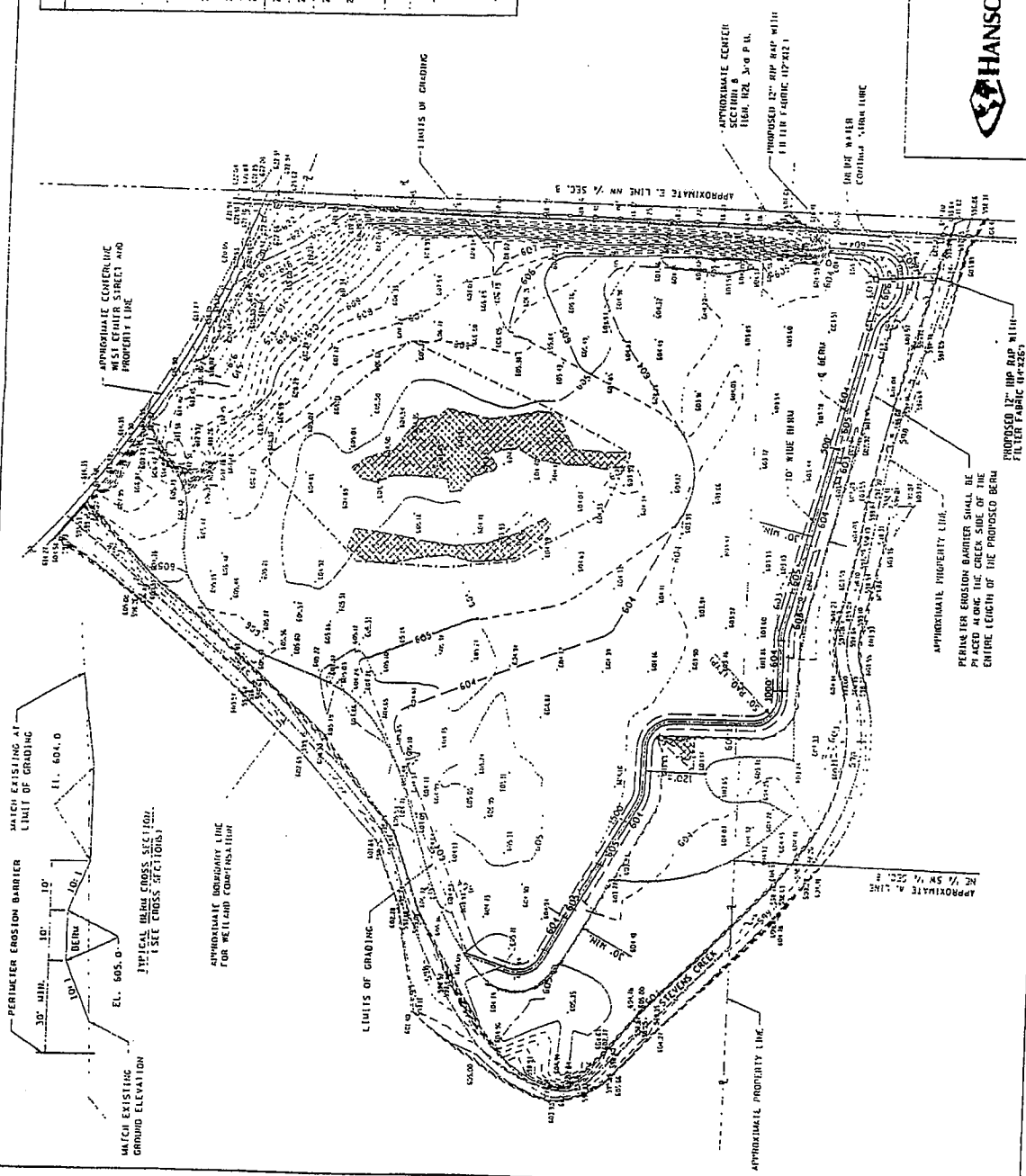
LEGEND

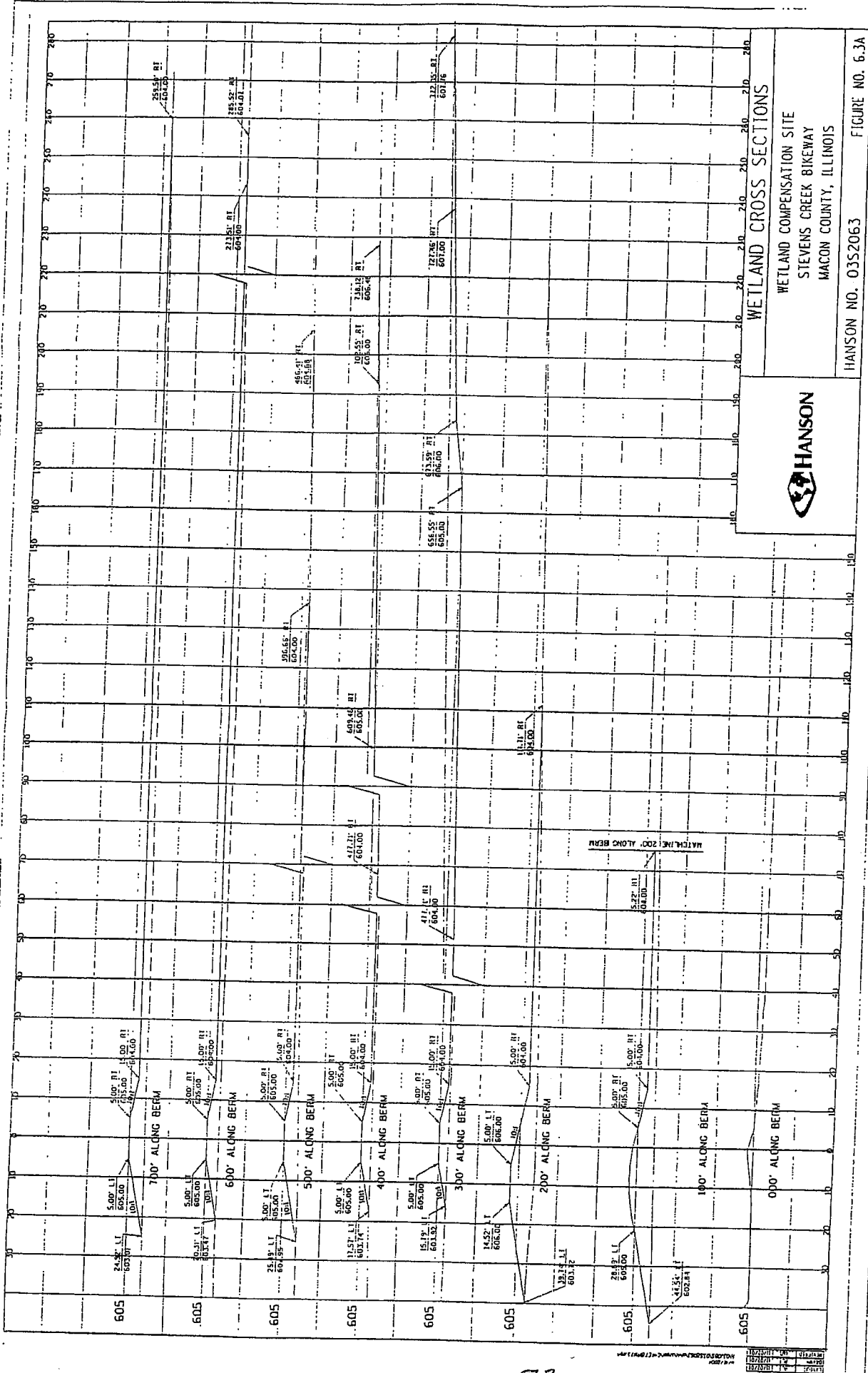
- SPOT ELEVATION
- EXISTING WETLAND
- EXISTING MAJOR CONTOUR
- EXISTING MINOR CONTOUR
- EXISTING SANITARY SEWER
- EXISTING STORM SEWER
- EXISTING FENCE 1/4" IN
- X-SECTION LOCATIONS ALONG RIP RAP
- PROPOSED MAJOR CONTOUR
- PROPOSED MINOR CONTOUR
- PERIMETER EROSION BARRIER
- TEMPORARY FENCE



**WETLAND GRADING PLAN**  
 WETLAND COMPENSATION SITE  
 STEVENS CREEK BIKEWAY  
 MACON COUNTY, ILLINOIS

HANSON NO. 03S2063 FIGURE NO. 6.2

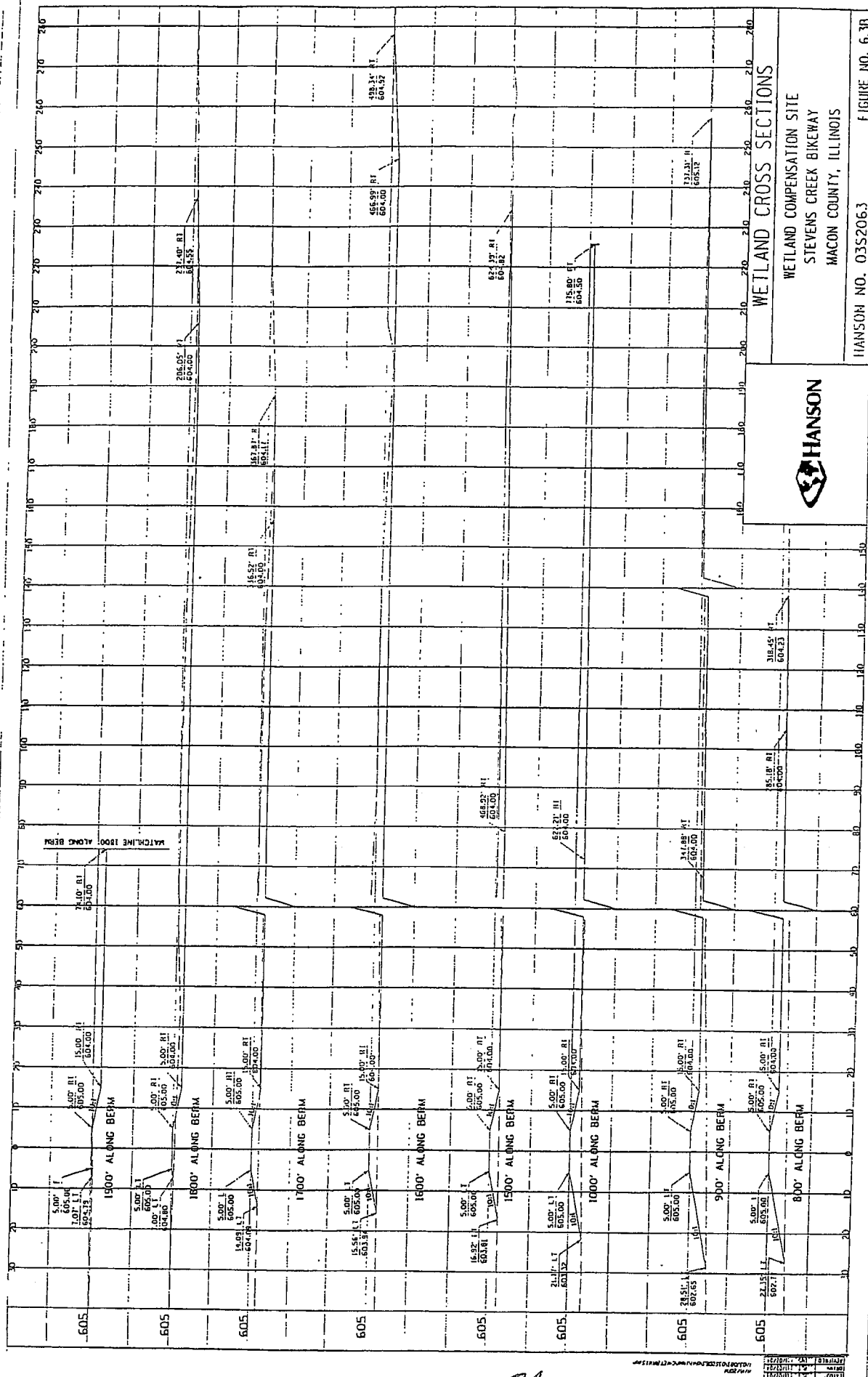




WETLAND CROSS SECTIONS  
 WETLAND COMPENSATION SITE  
 STEVENS CREEK BIKEWAY  
 MACON COUNTY, ILLINOIS



HANSON NO. 0352063  
 FIGURE NO. 6.3A



7A

LEGEND

--- 605 --- EXISTING MAJOR CONTOUR

--- 604 --- EXISTING MINOR CONTOUR

UPLAND BUFFER AND DRAIN (6-23 acc-05)

FORESTED WETLAND (6-24 acc-05)

EXISTING WETLAND (11-1 acc-05)

EMERGENT WETLAND (11-2 acc-05)

FORESTED BUFFER (16-43 acc-05)

UNDISTURBED AREA (13-00 acc-05)

ZONE A

ZONE B

ZONE C

ZONE D

ZONE E

ZONE F



UPLAND HERBACEOUS AREA SEEDED WITH NATIVE GRASSLAND MIX.


PLANT THIS ZONE WITH EQUAL NUMBER OF PECAN (CARYA ILLINOENSIS), GREEN ASH (FRAXINUS TORREYANA), LAMCELLOLATA, SIBBINGIA, HICKORY (CARYA LACINIOSA), SWAMP WHITE OAK (QUERCUS LAEVOGARRULA), AND PIN OAK (QUERCUS PALAUSTRIS) ON 30-FOOT CENTERS USING BOOM SPRINKLER METHOD. 100% TREES. 100% TREES ARE SOLD EXCLUSIVELY BY THE FOREST RECLAIMING SERVICE IN ELSTREEBY, MISSOURI. PHONE NUMBER 800-336-2401. 144' EACH

WATERS OF THE UNITED STATES. THIS ZONE SHALL NOT BE GRADED OR DISTURBED AS THIS AREA WILL REMAIN AS EMERGENT WETLAND.

THIS AREA BETWEEN THE BORDERS OF ZONES D AND E WILL BE ALLOWED TO NATURALLY REVEGETATE WITH EMERGENT WETLAND SPECIES.

EXISTING RIPARIAN FOREST AREA WILL BE PROTECTED FROM DISTURBANCE.

NO CONSTRUCTION WITHIN THIS ZONE, EXCEPT OF TEMPORARY FENCE.



APPROXIMATE CENTER LINE OF STEVENS CREEK

PROPOSED 10' WIDE BUFFER WITH 100' STAG SLLOPES

APPROXIMATE CENTER LINE OF STEVENS CREEK

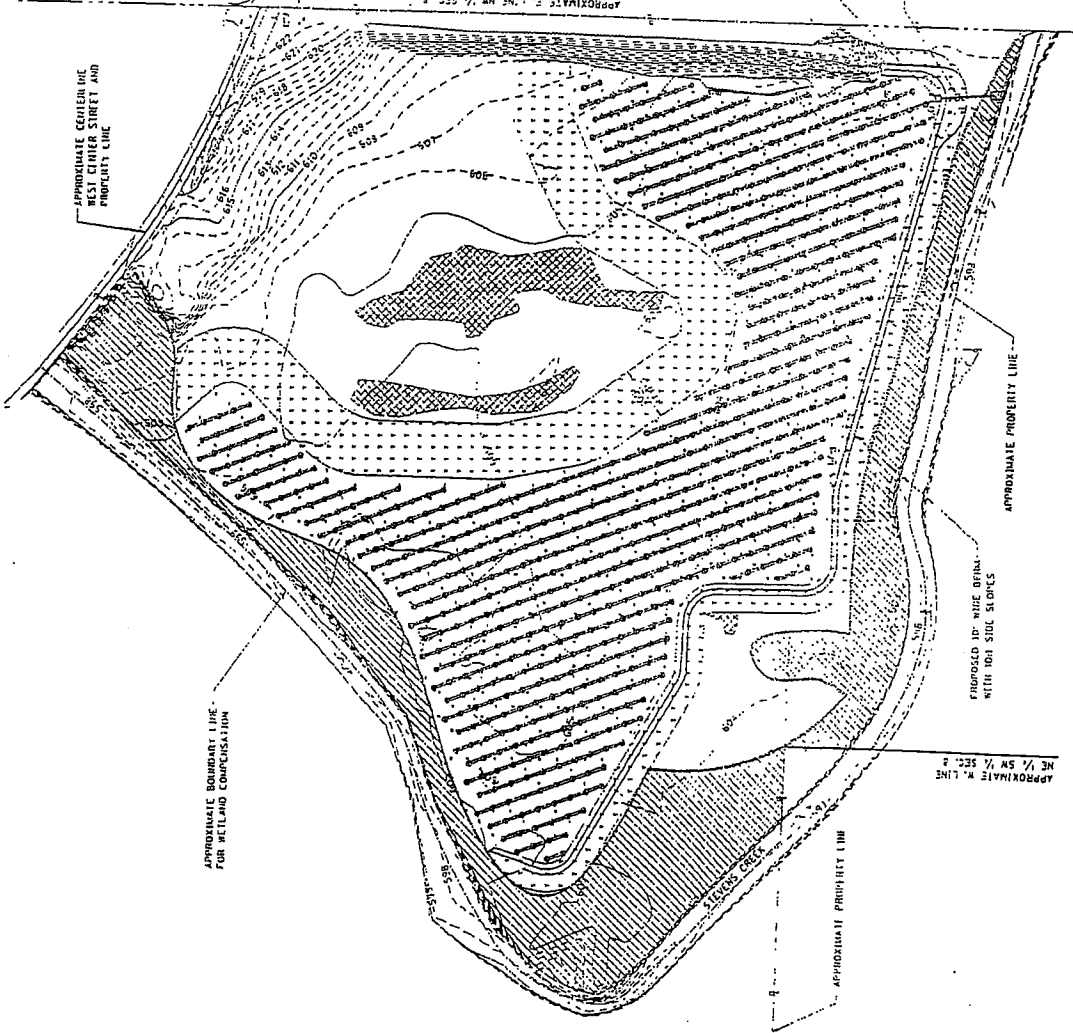
WETLAND PLANTING PLAN

WETLAND COMPENSATION SITE  
STEVENS CREEK BIKEWAY  
MACON COUNTY, ILLINOIS

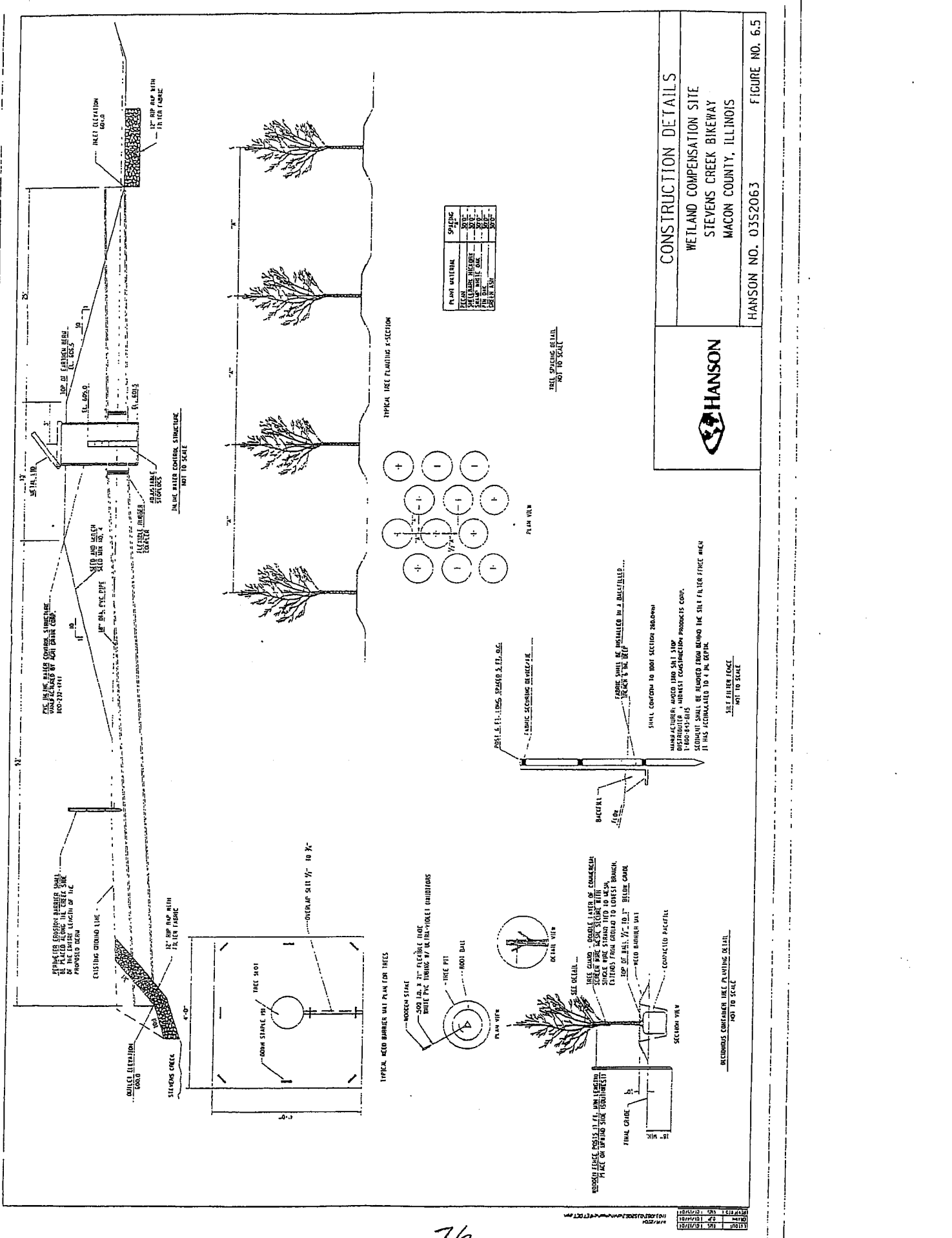


HANSON NO. 03S2063


FIGURE NO. 6.4



DATE	BY	DESCRIPTION
11/12/19	DL	FINAL
11/12/19	DL	REVISED
11/12/19	DL	REVISED



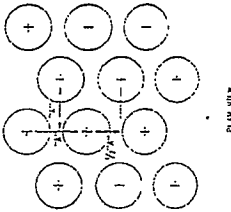
PLANT MATERIAL	SPACING
WATER	30'-0"
SOIL	30'-0"
PLANTING	30'-0"
PLANTING	30'-0"
PLANTING	30'-0"
PLANTING	30'-0"




### CONSTRUCTION DETAILS

WETLAND COMPENSATION SITE  
 STEVENS CREEK BIKEWAY  
 MACON COUNTY, ILLINOIS

HANSON NO. 0352063 FIGURE NO. 6.5



TREE SPACING DETAIL  
 NOT TO SCALE

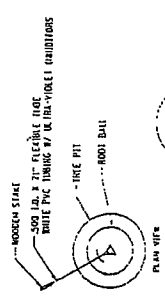


SMALL CONFORM TO ROOT SECTION THROUGH

MANUFACTURER: ANCO, LTD. 501 STOP  
 DISTRIBUTOR: HANSON CONSTRUCTION PRODUCTS CORP.  
 1-800-843-8415  
 SEQUENTIAL SHALL BE ALLOWED FROM BEHIND THE SILENT FILTER FENCE WHEN  
 IT IS ACCURATED TO 4 IN. DEPTH

SILENT FILTER FENCE  
 NOT TO SCALE

TYPICAL TREE BARRIER WALL PLAN FOR TREES



PLAN VIEW



DETAIL VIEW



SECTION VIEW

RECORDS CONSULTER TREE PLANTING DETAIL  
 NOT TO SCALE

WOOD JOIST, 2x12, MIN. LENGTH  
 PLACE ON UPWARD SIDE (SOUTHWEST)

TRUNK GUARD

18"

12"

12"

12"

12"

12"

SECTION 7.0  
MONITORING AND MANAGEMENT PLAN



## SECTION 7.0 MONITORING AND MANAGEMENT PLAN

### 7.1 MONITORING

A monitoring program will be implemented upon completion of the wetland compensation site construction. A monitoring plan will be developed to ensure that project goals and Section 404 permit conditions are being met. Monitoring will also determine if the planting and hydrological components of the compensation plan are functioning as planned.

The monitoring program will continue annually for five years after project construction. An annual report will be prepared in accordance with IDOT's Wetlands Action Plan to document the condition of the compensation site. This report will be sent to all interested resource agencies (i.e., Illinois Department of Transportation, U.S. Army Corps of Engineers, Illinois Department of Natural Resources, and the U.S. Fish and Wildlife Service). The report will include photographs of the site taken at the same location and during the same time of year, ideally during the growing season. A quantitative survey of the planted species' survival rates will be determined. If required survival rates are not achieved, the probable cause of failure will be indicated (i.e., pests, predation, inadequate hydrology, disease, invasion of non-native plant species, etc.). The hydrologic conditions at the site, such as the extent and depth of inundation or hydrologic conditions at the site, will be noted along with the rainfall recorded for the area for the preceding year. Direct sightings and indirect signs of wildlife use of the area (i.e., tracks, nests, etc.) will be noted. Any other observations relating to the compensation site will be noted in the annual report such as siltation, erosion, predation, etc.

Monitoring reports will include the following information:

1. Soils. Soil horizons should be identified and thickness, color, texture, structure, consistency, pH, and boundary should be described. In addition, any gleying, oxidized rhizospheres or other redoximorphic features should be described.
2. Hydrology. Monitoring should include precipitation data for the current year including cumulative rainfall compared to the yearly average. This data should be obtained from the nearest weather station to the compensation site.
3. Vegetation. The entire wetland compensation site should be monitored for vegetation. A plant list, with dominant species identified, should be compiled for each vegetation cover type. A map, at a scale of 1 in = 200 ft, should identify the different cover types. A visual estimate of the dominant species will be used for all but the final year.

In the last year of monitoring, a standard ecological method should be used to quantify dominant plant species in each of the cover types. Quadrants 1 m by 1 m for the herbaceous layer will be used.

A Floristic Quality Assessment (FQA) conducted in accordance with the Swink and Wilhelm methodology will be used to determine the functional assessment of each cover type.

Live trees within the created wetland will be counted. The height and diameter (at breast height) of all planted trees will be measured and then averaged by species. In tree plantings, shoot growth should be sampled and averaged by species.

4. Areas that meet the Federal definition of a wetland should be delineated.
5. Permanent photography stations will be established at the site. Photographs of each of the cover types will be taken at least once each year between July 1 and September 30. Photographs should be panoramic and taken from the same direction.

## 7.2 PERFORMANCE STANDARDS

Annual performance standards are included in this plan and will be used to measure progress towards the project goals. The attainment or non-attainment of performance standards will be assessed by monitoring. Non-attainment will indicate the need for remediation. The Illinois Natural History Survey (INHS) will monitor the site for the Illinois Department of Transportation and will forward the monitoring reports to the U.S. Army Corps of Engineers. The wetland site will be monitored for five years after completion.

The following performance standards will be implemented for determining the success of the created wetlands:

1. Land cleared by site preparation and earthwork activities should be seeded with a temporary grass cover immediately following completion of work and within three weeks at least 75 percent of ground surface should be covered.
2. Following the period of establishment, 100 percent of the planted trees should be alive and healthy. At the end of the 5-year monitoring period 80 percent of the planted trees must be alive and healthy.
3. At the end of the five year monitoring period, at least 75 percent of the wetland area should be covered by persistent hydrophytic vegetation (OBL, FACW, FAC+, or FAC). In addition, the wetland community should achieve the following percent coverage in the following years: year 1, 15 percent; year 2, 30 percent, year 3, 45 percent; year 4, 60 percent.
4. At the end of five years, 50 percent the species in the herbaceous layer should be native. The percentage of native plants that should be established in the following years are: year 1, 10 percent; year 2, 20 percent; year 3, 30 percent; year 4, 40 percent.
5. None of the three most dominant plant species should be non-native.

6. Five years following construction, the site should be a jurisdictional wetland. The site should classify as a forested wetland and include areas of existing emergent wetlands.

### 7.3 MANAGEMENT

The Decatur Park District or their designee will manage the site through the end of the 5-year monitoring period or until the site is approved as wetland compensation by the U.S. Army Corps of Engineers.

Management of tree plantings through the end of the period of establishment will be the responsibility of the Contractor. Large colonies of noxious weeds should be controlled; especially around tree plantings. Mowing and herbicides may be used to control noxious and invasive vegetation.

When the wetland compensation is approved by the U.S. Army Corps of Engineers, the Decatur Park District will transfer title to the land to an appropriate party or agency and the Decatur Park District's designee, will manage the site in perpetuity. The Decatur Park District is considering the Macon County Conservation District for the long-term responsibility of the wetland compensation site. The Macon County Conservation District is an ideal entity for long-term management of this site since they manage their own wetland creation/restoration projects and have experienced wetlands staff. The site will be managed with the intent of achieving and maintaining the goals and objectives described in this plan.

SECTION 8.0  
CONTINGENCY PLAN

## SECTION 8.0 CONTINGENCY PLAN

A contingency plan will be initiated in the event of a failure of the compensation site to meet the goals and objectives of the project. The Decatur Park District or its designee will ensure that the wetland compensation site is functioning as stated in the goals and objectives of this wetland compensation plan.

Areas where performance standards are not attained, as described in the monitoring reports, will be remediated. The remedial measures for non-attainment of each performance standard are described below.

- If 75 percent of the ground surface is not covered by a temporary grass cover within three weeks following completion of the earthwork, then the Contractor will re-seed the site.
- If after 1-year of monitoring the wetland hydrology is not adequate at the wetland site, then the Decatur Park District will fund remediation, provided the Contractor followed the plans and completed as-built plans. If the Contractor did not follow plans and complete as-built plans, the Contractor will fund and conduct remediation.
- If 100 percent of the planted trees do not survive the period of establishment, then the Contractor will replace all dead plant material. If 80 percent of the planted trees are not alive at the end of the 5-year monitoring period, then the Decatur Park District will fund replacement of all dead trees.
- If at the end of each monitoring year the targeted percent coverage of persistent hydrophytic vegetation is not attained, then the Decatur Park District may consider seeding the site with species of hydrophytic plants or may consider controlling weedy growth mechanically or chemically.
- If at the end of each monitoring year the targeted percent of native species is not attained, the Decatur Park District may consider seeding the site with native species or may consider controlling weedy growth mechanically or chemically. Similar corrective activities may be conducted if one of the three most dominant plant species is non-native.
- If after the 5-year monitoring period wetland hydrology is not present at the compensation site, then the Decatur Park District will fund remediation. Earth excavation or berm modifications may be necessary to achieve the desired hydrology.

State of Illinois  
Department of Transportation  
Bureau of Local Roads and Streets

SPECIAL PROVISION  
FOR  
INSURANCE

Effective: February 1, 2007  
Revised: August 1, 2007

All references to Sections or Articles in this specification shall be construed to mean specific Section or Article of the Standard Specifications for Road and Bridge Construction, adopted by the Department of Transportation.

The Contractor shall name the following entities as additional insured under the Contractor's general liability insurance policy in accordance with Article 107.27:

Decatur Park District

---

---

---

---

---

---

---

---

The entities listed above and their officers, employees, and agents shall be indemnified and held harmless in accordance with Article 107.26.

## ALKALI-SILICA REACTION FOR CAST-IN-PLACE CONCRETE (BDE)

Effective: August 1, 2007  
 Revised: January 1, 2009

Description. This special provision is intended to reduce the risk of a deleterious alkali-silica reaction in concrete exposed to humid or wet conditions. The special provision is not intended or adequate for concrete exposed to potassium acetate, potassium formate, sodium acetate or sodium formate. The special provision shall not apply to the dry environment (humidity less than 60 percent) found inside buildings for residential or commercial occupancy. The special provision shall also not apply to precast products or precast prestressed products.

Aggregate Expansion Values. Each coarse and fine aggregate will be tested by the Department for alkali reaction according to ASTM C 1260. The test will be performed with Type I or II cement having a total equivalent alkali content ( $\text{Na}_2\text{O} + 0.658\text{K}_2\text{O}$ ) of 0.90 percent or greater. The Engineer will determine the assigned expansion value for each aggregate, and these values will be made available on the Department's Alkali-Silica Potential Reactivity Rating List. The Engineer may differentiate aggregate based on ledge, production method, gradation number, or other factors. An expansion value of 0.05 percent will be assigned to limestone or dolomite coarse aggregates and 0.03 percent to limestone or dolomite fine aggregates (manufactured stone sand); however the Department reserves the right to perform the ASTM C 1260 test.

Aggregate Groups. Each combination of aggregates used in a mixture will be assigned to an aggregate group. The point at which the coarse aggregate and fine aggregate expansion values intersect in the following table will determine the group.

AGGREGATE GROUPS			
Coarse Aggregate or Coarse Aggregate Blend  ASTM C 1260 Expansion	Fine Aggregate or Fine Aggregate Blend  ASTM C 1260 Expansion		
	$\leq 0.16\%$	$> 0.16\% - 0.27\%$	$> 0.27\%$
	$\leq 0.16\%$	Group I	Group II
$> 0.16\% - 0.27\%$	Group II	Group II	Group III
$> 0.27\%$	Group III	Group III	Group IV

Mixture Options. Based upon the aggregate group, the following mixture options shall be used; however, the Department may prohibit a mixture option if field performance shows a deleterious alkali-silica reaction or Department testing indicates the mixture may experience a deleterious alkali-silica reaction.

- Group I - Mixture options are not applicable. Use any cement or finely divided mineral.
- Group II - Mixture options 1, 2, 3, 4, or 5 shall be used.
- Group III - Mixture options 1, 2 and 3 combined, 4, or 5 shall be used.

Group IV - Mixture options 1, 2 and 4 combined, or 5 shall be used.

For Class PP-3 concrete the mixture options are not applicable, and any cement may be used with the specified finely divided minerals.

- a) Mixture Option 1. The coarse or fine aggregates shall be blended to place the material in a group that will allow the selected cement or finely divided mineral to be used.

When a coarse or fine aggregate is blended, the weighted expansion value shall be calculated separately for the coarse and fine aggregate as follows:

$$\text{Weighted Expansion Value} = (a/100 \times A) + (b/100 \times B) + (c/100 \times C) + \dots$$

Where: a, b, c... = percentage of aggregate in the blend;  
A, B, C... = expansion value for that aggregate.

- b) Mixture Option 2. A finely divided mineral shall be used as described in 1), 2), 3), or 4) that follow. The replacement ratio is defined as "finely divided mineral:portland cement".

1) Class F Fly Ash. For Class PV, BS, MS, DS, SC, and SI concrete and cement aggregate mixture II (CAM II), Class F fly ash shall replace 15 percent of the portland cement at a minimum replacement ratio of 1.5:1.

2) Class C Fly Ash. For Class PV, MS, SC, and SI Concrete, Class C fly ash with 18 percent to less than 26.5 percent calcium oxide content, and less than 2.0 percent loss on ignition, shall replace 20 percent of the portland cement at a minimum replacement ratio of 1:1; or at a minimum replacement ratio of 1.25:1 if the loss on ignition is 2.0 percent or greater. Class C fly ash with less than 18 percent calcium oxide content shall replace 20 percent of the portland cement at a minimum replacement ratio of 1.25:1.

For Class PP-1, RR, BS, and DS concrete and CAM II, Class C fly ash with less than 26.5 percent calcium oxide content shall replace 15 percent of the portland cement at a minimum replacement ratio of 1.5:1.

3) Ground Granulated Blast-Furnace Slag. For Class PV, BS, MS, SI, DS, and SC concrete, ground granulated blast-furnace slag shall replace 25 percent of the portland cement at a minimum replacement ratio of 1:1.

For Class PP-1 and RR concrete, ground granulated blast-furnace slag shall replace 15 percent of the portland cement at a minimum replacement ratio of 1.5:1.

For Class PP-2, ground granulated blast-furnace slag shall replace 25 to 30 percent of the portland cement at a minimum replacement ratio of 1:1.



- 4) Microsilica or High Reactivity Metakaolin. Microsilica solids or high reactivity metakaolin shall be added to the mixture at a minimum 25 lb/cu yd (15 kg/cu m) or 27 lb/cu yd (16 kg/cu m) respectively.
- c) Mixture Option 3. The cement used shall have a maximum total equivalent alkali content ( $\text{Na}_2\text{O} + 0.658\text{K}_2\text{O}$ ) of 0.60 percent. When aggregate in Group II is involved, any finely divided mineral may be used with a portland cement.
- d) Mixture Option 4. The cement used shall have a maximum total equivalent alkali content ( $\text{Na}_2\text{O} + 0.658\text{K}_2\text{O}$ ) of 0.45 percent. When aggregate in Group II or III is involved, any finely divided mineral may be used with a portland cement.
- e) Mixture Option 5. The proposed cement or finely divided mineral may be used if the ASTM C 1567 expansion value is  $\leq 0.16$  percent when performed on the aggregate in the concrete mixture with the highest ASTM C 1260 test result. The ASTM C 1567 test will be valid for two years, unless the Engineer determines the materials have changed significantly. For latex concrete, the ASTM C 1567 test shall be performed without the latex. The 0.20 percent autoclave expansion limit in ASTM C 1567 shall not apply.

If during the two year time period the Contractor needs to replace the cement, and the replacement cement has an equal or lower total equivalent alkali content ( $\text{Na}_2\text{O} + 0.658\text{K}_2\text{O}$ ), a new ASTM C 1567 test will not be required.

Testing. If an individual aggregate has an ASTM C 1260 expansion value  $> 0.16$  percent, an ASTM C 1293 test may be performed by the Contractor to evaluate the Department's ASTM C 1260 test result. The ASTM C 1293 test shall be performed with Type I or II cement having a total equivalent alkali content ( $\text{Na}_2\text{O} + 0.658\text{K}_2\text{O}$ ) of 0.80 percent or greater. The interior vertical wall of the ASTM C 1293 recommended container (pail) shall be half covered with a wick of absorbent material consisting of blotting paper. If the testing laboratory desires to use an alternate container or wick of absorbent material, ASTM C 1293 test results with an alkali-reactive aggregate of known expansion characteristics shall be provided to the Engineer for review and approval. If the expansion is less than 0.040 percent after one year, the aggregate will be assigned an ASTM C 1260 expansion value of 0.08 percent that will be valid for two years, unless the Engineer determines the aggregate has changed significantly.

The Engineer reserves the right to verify a Contractor's ASTM C 1293 or 1567 test result. The Engineer will not accept the result if the precision and bias for the test methods are not met.

The laboratory performing the ASTM C 1567 test shall either be accredited by the AASHTO Materials Reference Laboratory (AMRL) for ASTM C 227 under Portland Cement Concrete or Aggregate; or shall be inspected for Hydraulic Cement - Physical Tests by the Cement and Concrete Reference Laboratory (CCRL) and shall be approved by the Department. The laboratory performing the ASTM C 1293 test shall be inspected for Portland Cement Concrete by CCRL and shall be approved by the Department.

**ALKALI-SILICA REACTION FOR PRECAST AND PRECAST PRESTRESSED CONCRETE (BDE)**

Effective: January 1, 2009

Description. This special provision is intended to reduce the risk of a deleterious alkali-silica reaction in precast and precast prestressed concrete exposed to humid or wet conditions. The special provision is not intended or adequate for concrete exposed to potassium acetate, potassium formate, sodium acetate or sodium formate. The special provision shall not apply to the dry environment (humidity less than 60 percent) found inside buildings for residential or commercial occupancy. The special provision shall also not apply to cast-in-place concrete.

Aggregate Expansion Values. Each coarse and fine aggregate will be tested by the Department for alkali reaction according to ASTM C 1260. The test will be performed with Type I or II cement having a total equivalent alkali content ( $\text{Na}_2\text{O} + 0.658\text{K}_2\text{O}$ ) of 0.90 percent or greater. The Engineer will determine the assigned expansion value for each aggregate, and these values will be made available on the Department's Alkali-Silica Potential Reactivity Rating List. The Engineer may differentiate aggregate based on ledge, production method, gradation number, or other factors. An expansion value of 0.05 percent will be assigned to limestone or dolomite coarse aggregates and 0.03 percent to limestone or dolomite fine aggregates (manufactured stone sand); however the Department reserves the right to perform the ASTM C 1260 test.

Aggregate Groups. Each combination of aggregates used in a mixture will be assigned to an aggregate group. The point at which the coarse aggregate and fine aggregate expansion values intersect in the following table will determine the group.

AGGREGATE GROUPS			
Coarse Aggregate or Coarse Aggregate Blend  ASTM C 1260 Expansion	Fine Aggregate or Fine Aggregate Blend  ASTM C 1260 Expansion		
	$\leq 0.16\%$	$> 0.16\% - 0.27\%$	$> 0.27\%$
	$\leq 0.16\%$	Group I	Group II
$> 0.16\% - 0.27\%$	Group II	Group II	Group III
$> 0.27\%$	Group III	Group III	Group IV

Mixture Options. Based upon the aggregate group, the following mixture options shall be used; however, the Department may prohibit a mixture option if field performance shows a deleterious alkali-silica reaction or Department testing indicates the mixture may experience a deleterious alkali-silica reaction.

- Group I - Mixture options are not applicable. Use any cement or finely divided mineral.
- Group II - Mixture options 1, 2, 3, 4, or 5 shall be used.
- Group III - Mixture options 1, 2 and 3 combined, 4, or 5 shall be used.

Group IV - Mixture options 1, 2 and 4 combined, or 5 shall be used.

- a) Mixture Option 1. The coarse or fine aggregates shall be blended to place the material in a group that will allow the selected cement or finely divided mineral to be used.

When a coarse or fine aggregate is blended, the weighted expansion value shall be calculated separately for the coarse and fine aggregate as follows:

$$\text{Weighted Expansion Value} = (a/100 \times A) + (b/100 \times B) + (c/100 \times C) + \dots$$

Where: a, b, c... = percentage of aggregate in the blend;  
A, B, C... = expansion value for that aggregate.

- b) Mixture Option 2. A finely divided mineral shall be used as described in 1), 2), 3), or 4) that follow. The replacement ratio is defined as "finely divided mineral:portland cement".
- 1) Class F Fly Ash. For Class PC concrete, precast products, and PS concrete, Class F fly ash shall replace 15 percent of the portland cement at a minimum replacement ratio of 1.5:1.
  - 2) Class C Fly Ash. For Class PC Concrete, precast products, and Class PS concrete, Class C fly ash with 18 percent to less than 26.5 percent calcium oxide content, and less than 2.0 percent loss on ignition, shall replace 20 percent of the portland cement at a minimum replacement ratio of 1:1; or at a minimum replacement ratio of 1.25:1 if the loss on ignition is 2.0 percent or greater. Class C fly ash with less than 18 percent calcium oxide content shall replace 20 percent of the portland cement at a minimum replacement ratio of 1.25:1.
  - 3) Ground Granulated Blast-Furnace Slag. For Class PC concrete, precast products, and Class PS concrete, ground granulated blast-furnace slag shall replace 25 percent of the portland cement at a minimum replacement ratio of 1:1.
  - 4) Microsilica or High Reactivity Metakaolin. Microsilica solids or high reactivity metakaolin shall be added to the mixture at a minimum 25 lb/cu yd (15 kg/cu m) or 27 lb/cu yd (16 kg/cu m) respectively.
- c) Mixture Option 3. The cement used shall have a maximum total equivalent alkali content ( $\text{Na}_2\text{O} + 0.658\text{K}_2\text{O}$ ) of 0.60 percent. When aggregate in Group II is involved, any finely divided mineral may be used with a portland cement.
- d) Mixture Option 4. The cement used shall have a maximum total equivalent alkali content ( $\text{Na}_2\text{O} + 0.658\text{K}_2\text{O}$ ) of 0.45 percent. When aggregate in Group II or III is involved, any finely divided mineral may be used with a portland cement.
- e) Mixture Option 5. The proposed cement or finely divided mineral may be used if the ASTM C 1567 expansion value is  $\leq 0.16$  percent when performed on the aggregate in

the concrete mixture with the highest ASTM C 1260 test result. The ASTM C 1567 test will be valid for two years, unless the Engineer determines the materials have changed significantly. The 0.20 percent autoclave expansion limit in ASTM C 1567 shall not apply.

If during the two year time period the Contractor needs to replace the cement, and the replacement cement has an equal or lower total equivalent alkali content ( $\text{Na}_2\text{O} + 0.658\text{K}_2\text{O}$ ), a new ASTM C 1567 test will not be required.

Testing. If an individual aggregate has an ASTM C 1260 expansion value  $> 0.16$  percent, an ASTM C 1293 test may be performed by the Contractor to evaluate the Department's ASTM C 1260 test result. The ASTM C 1293 test shall be performed with Type I or II cement having a total equivalent alkali content ( $\text{Na}_2\text{O} + 0.658\text{K}_2\text{O}$ ) of 0.80 percent or greater. The interior vertical wall of the ASTM C 1293 recommended container (pail) shall be half covered with a wick of absorbent material consisting of blotting paper. If the testing laboratory desires to use an alternate container or wick of absorbent material, ASTM C 1293 test results with an alkali-reactive aggregate of known expansion characteristics shall be provided to the Engineer for review and approval. If the expansion is less than 0.040 percent after one year, the aggregate will be assigned an ASTM C 1260 expansion value of 0.08 percent that will be valid for two years, unless the Engineer determines the aggregate has changed significantly.

The Engineer reserves the right to verify a Contractor's ASTM C 1293 or 1567 test result. The Engineer will not accept the result if the precision and bias for the test methods are not met.

The laboratory performing the ASTM C 1567 test shall either be accredited by the AASHTO Materials Reference Laboratory (AMRL) for ASTM C 227 under Portland Cement or Aggregate; or shall be inspected for Hydraulic Cement - Physical Tests by the Cement and Concrete Reference Laboratory (CCRL) and shall be approved by the Department. The laboratory performing the ASTM C 1293 test shall be inspected for Portland Cement Concrete by CCRL and shall be approved by the Department.

80213

**APPROVAL OF PROPOSED BORROW AREAS, USE AREAS, AND/OR WASTE AREAS  
INSIDE ILLINOIS STATE BORDERS (BDE)**

Effective: November 1, 2008

Revise the title of Article 107.22 of the Standard Specifications to read:

**"107.22 Approval of Proposed Borrow Areas, Use Areas, and/or Waste Areas Inside  
Illinois State Borders."**

Add the following sentence to the end of the first paragraph of Article 107.22 of the Standard  
Specifications:

"Proposed borrow areas, use areas, and/or waste areas outside of Illinois shall comply with  
Article 107.01."

80207

## CEMENT (BDE)

Effective: January 1, 2007

Revised: April 1, 2009

Revise Section 1001 of the Standard Specifications to read:

### "SECTION 1001. CEMENT

**1001.01 Cement Types.** Cement shall be according to the following.

- (a) Portland Cement. Acceptance of portland cement shall be according to the current Bureau of Materials and Physical Research's Policy Memorandum, "Portland or Blended Cement Acceptance Procedure for Qualified and Non-Qualified Plants".

Portland cement shall be according to ASTM C 150, and shall meet the standard physical and chemical requirements. Type I or Type II may be used for cast-in-place, precast, and precast prestressed concrete. Type III may be used according to Article 1020.04, or when approved by the Engineer. All other cements referenced in ASTM C 150 may be used when approved by the Engineer.

The total of all organic processing additions shall be a maximum of 1.0 percent by weight (mass) of the cement. The total of all inorganic processing additions shall be a maximum of 4.0 percent by weight (mass) of the cement. However, a cement kiln dust inorganic processing addition shall be limited to a maximum of 1.0 percent. Organic processing additions shall be limited to grinding aids that improve the flowability of cement, reduce pack set, and improve grinding efficiency. Inorganic processing additions shall be limited to granulated blast-furnace slag according to the chemical requirements of AASHTO M 302, Class C fly ash according to the chemical requirements of AASHTO M 295, and cement kiln dust.

- (b) Portland-Pozzolan Cement. Acceptance of portland-pozzolan cement shall be according to the current Bureau of Materials and Physical Research's Policy Memorandum, "Portland or Blended Cement Acceptance Procedure for Qualified and Non-Qualified Plants".

Portland-pozzolan cement shall be according to ASTM C 595 and shall meet the standard physical and chemical requirements. Type IP may be used for cast-in-place, precast, and precast prestressed concrete, except when Class PP concrete is used. The pozzolan constituent for Type IP shall be a maximum of 21 percent of the weight (mass) of the portland-pozzolan cement.

For cast-in-place construction, portland-pozzolan cement shall not be used in concrete mixtures when the air temperature is below 40 °F (4 °C) without permission of the Engineer. If permission is given, the mix design strength requirement may require the Contractor to increase the cement or eliminate the cement factor reduction for a water-

reducing or high range water-reducing admixture which is permitted according to Article 1020.05(b).

The total of all organic processing additions shall be a maximum of 1.0 percent by weight (mass) of the cement. Organic processing additions shall be limited to grinding aids as defined in (a) above. Inorganic processing additions shall be limited to cement kiln dust at a maximum of 1.0 percent.

- (c) Portland Blast-Furnace Slag Cement. Acceptance of portland blast-furnace slag cement shall be according to the current Bureau of Materials and Physical Research's Policy Memorandum, "Portland or Blended Cement Acceptance Procedure for Qualified and Non-Qualified Plants".

Portland blast-furnace slag cement shall be according to ASTM C 595 and shall meet the standard physical and chemical requirements. Type IS portland blast-furnace slag cement may be used for cast-in-place, precast, and precast prestressed concrete, except when Class PP concrete is used. The blast-furnace slag constituent for Type IS shall be a maximum of 25 percent of the weight (mass) of the portland blast-furnace slag cement.

For cast-in-place construction, portland blast-furnace slag cement shall not be used in concrete mixtures when the air temperature is below 40 °F (4 °C) without permission of the Engineer. If permission is given, the mix design strength requirement may require the Contractor to increase the cement or eliminate the cement factor reduction for a water-reducing or high range water-reducing admixture which is permitted according to Article 1020.05(b).

The total of all organic processing additions shall be a maximum of 1.0 percent by weight (mass) of the cement. Organic processing additions shall be limited to grinding aids as defined in (a) above. Inorganic processing additions shall be limited to cement kiln dust at a maximum of 1.0 percent.

- (d) Rapid Hardening Cement. Rapid hardening cement shall be used according to Article 1020.04 or when approved by the Engineer. The cement shall be on the Department's current "Approved List of Packaged, Dry, Rapid Hardening Cementitious Materials for Concrete Repairs", and shall be according to the following.

- (1) The cement shall have a maximum final set of 25 minutes, according to Illinois Modified ASTM C 191.
- (2) The cement shall have a minimum compressive strength of 2000 psi (13,800 kPa) at 3.0 hours, 3200 psi (22,100 kPa) at 6.0 hours, and 4000 psi (27,600 kPa) at 24.0 hours, according to Illinois Modified ASTM C 109.
- (3) The cement shall have a maximum drying shrinkage of 0.050 percent at seven days, according to Illinois Modified ASTM C 596.

- (4) The cement shall have a maximum expansion of 0.020 percent at 14 days, according to Illinois Modified ASTM C 1038.
- (5) The cement shall have a minimum 80 percent relative dynamic modulus of elasticity; and shall not have a weight (mass) gain in excess of 0.15 percent or a weight (mass) loss in excess of 1.0 percent, after 100 cycles, according to AASHTO T 161, Procedure B.
- (e) Calcium Aluminate Cement. Calcium aluminate cement shall be used only where specified by the Engineer. The cement shall meet the standard physical requirements for Type I cement according to ASTM C 150, except the time of setting shall not apply. The chemical requirements shall be determined according to ASTM C 114 and shall be as follows: minimum 38 percent aluminum oxide ( $Al_2O_3$ ), maximum 42 percent calcium oxide (CaO), maximum 1 percent magnesium oxide (MgO), maximum 0.4 percent sulfur trioxide ( $SO_3$ ), maximum 1 percent loss on ignition, and maximum 3.5 percent insoluble residue.

**1001.02 Uniformity of Color.** Cement contained in single loads or in shipments of several loads to the same project shall not have visible differences in color.

**1001.03 Mixing Brands and Types.** Different brands or different types of cement from the same manufacturing plant, or the same brand or type from different plants shall not be mixed or used alternately in the same item of construction unless approved by the Engineer.

**1001.04 Storage.** Cement shall be stored and protected against damage, such as dampness which may cause partial set or hardened lumps. Different brands or different types of cement from the same manufacturing plant, or the same brand or type from different plants shall be kept separate."

80166



## CONCRETE ADMIXTURES (BDE)

Effective: January 1, 2003

Revised: April 1, 2009

Replace the first paragraph of Article 1020.05(b) of the Standard Specifications to read:

"(b) Admixtures. The use of admixtures to increase the workability or to accelerate the hardening of the concrete will be permitted when approved by the Engineer. Admixture dosages shall result in the mixture meeting the specified plastic and hardened properties. The Department will maintain an Approved List of Corrosion Inhibitors. Corrosion inhibitor dosage rates shall be according to Article 1020.05(b)(12). The Department will also maintain an Approved List of Concrete Admixtures, and an admixture technical representative shall be consulted when determining an admixture dosage from this list. The dosage shall be within the range indicated on the approved list unless the influence by other admixtures, jobsite conditions (such as a very short haul time), or other circumstances warrant a dosage outside the range. The Engineer shall be notified when a dosage is proposed outside the range. To determine an admixture dosage, air temperature, concrete temperature, cement source and quantity, finely divided mineral sources(s) and quantity, influence of other admixtures, haul time, placement conditions, and other factors as appropriate shall be considered. The Engineer may request the Contractor to have a batch of concrete mixed in the lab or field to verify the admixture dosage is correct. An admixture dosage or combination of admixture dosages shall not delay the initial set of concrete by more than one hour. When a retarding admixture is required or appropriate for a bridge deck or bridge deck overlayer pour, the initial set time shall be delayed until the deflections due to the concrete dead load are no longer a concern for inducing cracks in the completed work. However, a retarding admixture shall not be used to further extend the pour time and justify the alteration of a bridge deck pour sequence.

When determining water in admixtures for water/cement ratio, the Contractor shall calculate 70 percent of the admixture dosage as water, except a value of 50 percent shall be used for a latex admixture used in bridge deck latex concrete overlays."

Revise Section 1021 of the Standard Specifications to read:

### "SECTION 1021. CONCRETE ADMIXTURES

**1021.01 General.** Admixtures shall be furnished in liquid form ready for use. The admixtures shall be delivered in the manufacturer's original containers, bulk tank trucks or such containers or tanks as are acceptable to the Engineer. Delivery shall be accompanied by a ticket which clearly identifies the manufacturer and trade name of the material. Containers shall be readily identifiable as to manufacturer and trade name of the material they contain.

Corrosion inhibitors will be maintained on the Department's Approved List of Corrosion Inhibitors. All other concrete admixture products will be maintained on the Department's

Approved List of Concrete Admixtures. For the admixture submittal, a report prepared by an independent laboratory accredited by the AASHTO Materials Reference Laboratory (AMRL) for Portland Cement Concrete shall be provided. The report shall show the results of physical tests conducted no more than five years prior to the time of submittal, according to applicable specifications. However, for corrosion inhibitors the ASTM G 109 test information specified in ASTM C 1582 is not required to be from an independent lab. All other information in ASTM C 1582 shall be from an independent lab.

Tests shall be conducted using materials and methods specified on a "test" concrete and a "reference" concrete, together with a certification that no changes have been made in the formulation of the material since the performance of the tests. Per the manufacturer's option, the cement content for all required tests shall either be according to applicable specifications or 5.65 cwt/cu yd (335 kg/cu m). Compressive strength test results for six months and one year will not be required.

Prior to the approval of an admixture, the Engineer reserves the right to request a sample for testing. The test and reference concrete mixtures tested by the Engineer will contain a cement content of 5.65 cwt/cu yd (335 kg/cu m). For freeze-thaw testing, the Department will perform the test according to AASHTO T 161, Procedure B. The flexural strength test will be performed according to AASHTO T 177. If the Engineer decides to test the admixture, the manufacturer shall submit AASHTO T 197 water content and set time test results on the standard cement used by the Department. The test and reference concrete mixture shall contain a cement content of 5.65 cwt/cu yd (335 kg/cu m). The manufacturer may select their lab or an independent lab to perform this testing. The laboratory is not required to be accredited by AASHTO.

The manufacturer shall include in the submittal the following admixture information: the manufacturing range for specific gravity, the midpoint and manufacturing range for residue by oven drying, and the manufacturing range for pH. The submittal shall also include an infrared spectrophotometer trace no more than five years old.

For air-entraining admixtures according to Article 1021.02, the specific gravity allowable manufacturing range shall be established by the manufacturer and the test method shall be according to ASTM C 494. For residue by oven drying and pH, the allowable manufacturing range and test methods shall be according to ASTM C 260.

For admixtures according to Articles 1021.03, 1021.04, 1021.05, 1021.06, and 1021.07, the pH allowable manufacturing range shall be established by the manufacturer and the test method shall be according to ASTM E 70. For specific gravity and residue by oven drying, the allowable manufacturing range and test methods shall be according to ASTM C 494.

When test results are more than seven years old, the manufacturer shall re-submit the infrared spectrophotometer trace and the report prepared by an independent laboratory accredited by AASHTO.

All admixtures, except chloride-based accelerators, shall contain a maximum of 0.3 percent chloride by weight (mass).

Random field samples may be taken by the Department to verify an admixture meets specification. A split sample will be provided to the manufacturer if requested. Admixtures that do not meet specification requirements or an allowable manufacturing range established by the manufacturer shall be replaced with new material.

**1021.02 Air-Entraining Admixtures.** Air-entraining admixtures shall be according to AASHTO M 154.

**1021.03 Retarding and Water-Reducing Admixtures.** The admixture shall be according to the following.

- (a) The retarding admixture shall be according to AASHTO M 194, Type B (retarding) or Type D (water-reducing and retarding).
- (b) The water-reducing admixture shall be according to AASHTO M 194, Type A.
- (c) The high range water-reducing admixture shall be according to AASHTO M 194, Type F (high range water-reducing) or Type G (high range water-reducing and retarding).

**1021.04 Accelerating Admixtures.** The admixture shall be according to AASHTO M 194, Type C (accelerating) or Type E (water reducing and accelerating).

**1021.05 Self-Consolidating Admixtures.** The self-consolidating admixture system shall consist of either a high range water-reducing admixture only or a high range water-reducing admixture combined with a separate viscosity modifying admixture. The one or two component admixture system shall be capable of producing a concrete mixture that can flow around reinforcement and consolidate under its own weight without additional effort and without segregation.

The high range water-reducing admixture shall be according to AASHTO M 194, Type F.

The viscosity modifying admixture shall be according to ASTM C 494, Type S (specific performance).

**1021.06 Rheology-Controlling Admixture.** The rheology-controlling admixture shall be capable of producing a concrete mixture with a lower yield stress that will consolidate easier for slipform applications used by the Contractor. The rheology-controlling admixture shall be according to ASTM C 494, Type S (specific performance).

**1021.07 Corrosion Inhibitor.** The corrosion inhibitor shall be according to one of the following.

- (a) Calcium Nitrite. The corrosion inhibitor shall contain a minimum 30 percent calcium nitrite by weight (mass) of solution, and shall comply with the requirements of AASHTO M 194, Type C (accelerating).
- (b) Other Materials. The corrosion inhibitor shall be according to ASTM C 1582.”

80094

## **DISADVANTAGED BUSINESS ENTERPRISE PARTICIPATION (BDE)**

Effective: September 1, 2000

Revised: November 1, 2008

FEDERAL OBLIGATION. The Department of Transportation, as a recipient of federal financial assistance, is required to take all necessary and reasonable steps to ensure nondiscrimination in the award and administration of contracts. Consequently, the federal regulatory provisions of 49 CFR part 26 apply to this contract concerning the utilization of disadvantaged business enterprises. For the purposes of this Special Provision, a disadvantaged business enterprise (DBE) means a business certified by the Department in accordance with the requirements of 49 CFR part 26 and listed in the Illinois Unified Certification Program (IL UCP) DBE Directory or most recent addendum.

STATE OBLIGATION. This Special Provision will also be used by the Department to satisfy the requirements of the Business Enterprise for Minorities, Females, and Persons with Disabilities Act, 30 ILCS 575. When this Special Provision is used to satisfy state law requirements on 100 percent state-funded contracts, the federal government has no involvement in such contracts (not a federal-aid contract) and no responsibility to oversee the implementation of this Special Provision by the Department on those contracts. DBE participation on 100 percent state-funded contracts will not be credited toward fulfilling the Department's annual overall DBE goal required by the US Department of Transportation to comply with the federal DBE program requirements.

CONTRACTOR ASSURANCE. The Contractor makes the following assurance and agrees to include the assurance in each subcontract that the Contractor signs with a subcontractor:

The Contractor, subrecipient, or subcontractor shall not discriminate on the basis of race, color, national origin, or sex in the performance of this contract. The Contractor shall carry out applicable requirements of 49 CFR part 26 in the award and administration of contracts funded in whole or in part with federal or state funds. Failure by the Contractor to carry out these requirements is a material breach of this contract, which may result in the termination of this contract or such other remedy as the recipient deems appropriate.

OVERALL GOAL SET FOR THE DEPARTMENT. As a requirement of compliance with 49 CFR part 26, the Department has set an overall goal for DBE participation in its federally assisted contracts. That goal applies to all federal-aid funds the Department will expend in its federally assisted contracts for the subject reporting fiscal year. The Department is required to make a good faith effort to achieve the overall goal. The dollar amount paid to all approved DBE companies performing work called for in this contract is eligible to be credited toward fulfillment of the Department's overall goal.

CONTRACT GOAL TO BE ACHIEVED BY THE CONTRACTOR. This contract includes a specific DBE utilization goal established by the Department. The goal has been included because the Department has determined that the work of this contract has subcontracting opportunities that may be suitable for performance by DBE companies. This determination is

based on an assessment of the type of work, the location of the work, and the availability of DBE companies to do a part of the work. The assessment indicates that, in the absence of unlawful discrimination, and in an arena of fair and open competition, DBE companies can be expected to perform 8.0 % of the work. This percentage is set as the DBE participation goal for this contract. Consequently, in addition to the other award criteria established for this contract, the Department will award this contract to a bidder who makes a good faith effort to meet this goal of DBE participation in the performance of the work. A bidder makes a good faith effort for award consideration if either of the following is done in accordance with the procedures set forth in this Special Provision:

- (a) The bidder documents that firmly committed DBE participation has been obtained to meet the goal; or
- (b) The bidder documents that a good faith effort has been made to meet the goal, even though the effort did not succeed in obtaining enough DBE participation to meet the goal.

DBE LOCATOR REFERENCES. Bidders may consult the IL UCP DBE Directory as a reference source for DBE-certified companies. In addition, the Department maintains a letting and item specific DBE locator information system whereby DBE companies can register their interest in providing quotes on particular bid items advertised for letting. Information concerning DBE companies willing to quote work for particular contracts may be obtained by contacting the Department's Bureau of Small Business Enterprises at telephone number (217)785-4611, or by visiting the Department's web site at [www.dot.il.gov](http://www.dot.il.gov).

BIDDING PROCEDURES. Compliance with the bidding procedures of this Special Provision is required prior to the award of the contract and the failure of the as-read low bidder to comply will render the bid not responsive.

- (a) In order to assure the timely award of the contract, the as-read low bidder shall submit a Disadvantaged Business Utilization Plan on Department form SBE 2026 within seven working days after the date of letting. To meet the seven day requirement, the bidder may send the Plan by certified mail or delivery service within the seven working day period. If a question arises concerning the mailing date of a Plan, the mailing date will be established by the U.S. Postal Service postmark on the original certified mail receipt from the U.S. Postal Service or the receipt issued by a delivery service. It is the responsibility of the bidder to ensure that the postmark or receipt date is affixed within the seven working days if the bidder intends to rely upon mailing or delivery to satisfy the submission day requirement. The Plan is to be submitted to the Department of Transportation, Bureau of Small Business Enterprises, Contract Compliance Section, 2300 South Dirksen Parkway, Room 319, Springfield, Illinois 62764 (Telefax: (217)785-1524). It is the responsibility of the bidder to obtain confirmation of telefax delivery. The Department will not accept a Utilization Plan if it does not meet the seven day submittal requirement and the bid will be declared not responsive. In the event the bid is declared not responsive due to a failure to submit a Plan or failure to comply with the bidding procedures set forth herein, the Department may elect to cause the forfeiture of the

penal sum of the bidder's proposal guaranty, and may deny authorization to bid the project if re-advertised for bids. The Department reserves the right to invite any other bidder to submit a Utilization Plan at any time for award consideration or to extend the time for award.

- (b) The Utilization Plan shall indicate that the bidder either has obtained sufficient DBE participation commitments to meet the contract goal or has not obtained enough DBE participation commitments in spite of a good faith effort to meet the goal. The Utilization Plan shall further provide the name, telephone number, and telefax number of a responsible official of the bidder designated for purposes of notification of plan approval or disapproval under the procedures of this Special Provision.
- (c) The Utilization Plan shall include a DBE Participation Commitment Statement, Department form SBE 2025, for each DBE proposed for the performance of work to achieve the contract goal. The signatures on these forms must be original signatures. All elements of information indicated on the said form shall be provided, including but not limited to the following:
  - (1) The name and address of each DBE to be used;
  - (2) A description, including pay item numbers, of the commercially useful work to be done by each DBE;
  - (3) The price to be paid to each DBE for the identified work specifically stating the quantity, unit price, and total subcontract price for the work to be completed by the DBE. If partial pay items are to be performed by the DBE, indicate the portion of each item, a unit price where appropriate and the subcontract price amount;
  - (4) A commitment statement signed by the bidder and each DBE evidencing availability and intent to perform commercially useful work on the project; and
  - (5) If the bidder is a joint venture comprised of DBE companies and non-DBE companies, the plan must also include a clear identification of the portion of the work to be performed by the DBE partner(s).
- (d) The contract will not be awarded until the Utilization Plan submitted by the bidder is approved. The Utilization Plan will be approved by the Department if the Plan commits sufficient commercially useful DBE work performance to meet the contract goal. The Utilization Plan will not be approved by the Department if the Plan does not commit sufficient DBE performance to meet the contract goal unless the bidder documents that it made a good faith effort to meet the goal. The good faith procedures of Section VIII of this special provision apply. If the Utilization Plan is not approved because it is deficient in a technical matter, unless waived by the Department, the bidder will be notified and will be allowed no less than a five working day period in order to cure the deficiency.

CALCULATING DBE PARTICIPATION. The Utilization Plan values represent work anticipated to be performed and paid for upon satisfactory completion. The Department is only able to count toward the achievement of the overall goal and the contract goal the value of payments made for the work actually performed by DBE companies. In addition, a DBE must perform a commercially useful function on the contract to be counted. A commercially useful function is generally performed when the DBE is responsible for the work and is carrying out its responsibilities by actually performing, managing, and supervising the work involved. The Department and Contractor are governed by the provisions of 49 CFR part 26.55(c) on questions of commercially useful functions as it affects the work. Specific counting guidelines are provided in 49 CFR part 26.55, the provisions of which govern over the summary contained herein.

- (a) DBE as the Contractor: 100 percent goal credit for that portion of the work performed by the DBE's own forces, including the cost of materials and supplies. Work that a DBE subcontracts to a non-DBE does not count toward the DBE goals.
- (b) DBE as a joint venture Contractor: 100 percent goal credit for that portion of the total dollar value of the contract equal to the distinct, clearly defined portion of the work performed by the DBE's own forces.
- (c) DBE as a subcontractor: 100 percent goal credit for the work of the subcontract performed by the DBE's own forces, including the cost of materials and supplies, excluding the purchase of materials and supplies or the lease of equipment by the DBE subcontractor from the prime Contractor or its affiliates. Work that a DBE subcontractor in turn subcontracts to a non-DBE does not count toward the DBE goal.
- (d) DBE as a trucker: 100 percent goal credit for trucking participation provided the DBE is responsible for the management and supervision of the entire trucking operation for which it is responsible. At least one truck owned, operated, licensed, and insured by the DBE must be used on the contract. Credit will be given for the full value of all such DBE trucks operated using DBE employed drivers. Goal credit will be limited to the value of the reasonable fee or commission received by the DBE if trucks are leased from a non-DBE company.
- (e) DBE as a material supplier:
  - (1) 60 percent goal credit for the cost of the materials or supplies purchased from a DBE regular dealer.
  - (2) 100 percent goal credit for the cost of materials or supplies obtained from a DBE manufacturer.
  - (3) 100 percent credit for the value of reasonable fees and commissions for the procurement of materials and supplies if not a regular dealer or manufacturer.



GOOD FAITH EFFORT PROCEDURES. If the bidder cannot obtain sufficient DBE commitments to meet the contract goal, the bidder must document in the Utilization Plan the good faith efforts made in the attempt to meet the goal. This means that the bidder must show that all necessary and reasonable steps were taken to achieve the contract goal. Necessary and reasonable steps are those which could reasonably be expected to obtain sufficient DBE participation. The Department will consider the quality, quantity, and intensity of the kinds of efforts that the bidder has made. Mere *pro forma* efforts are not good faith efforts; rather, the bidder is expected to have taken those efforts that would be reasonably expected of a bidder actively and aggressively trying to obtain DBE participation sufficient to meet the contract goal.

- (a) The following is a list of types of action that the Department will consider as part of the evaluation of the bidder's good faith efforts to obtain participation. These listed factors are not intended to be a mandatory checklist and are not intended to be exhaustive. Other factors or efforts brought to the attention of the Department may be relevant in appropriate cases, and will be considered by the Department.
- (1) Soliciting through all reasonable and available means (e.g. attendance at pre-bid meetings, advertising and/or written notices) the interest of all certified DBE companies that have the capability to perform the work of the contract. The bidder must solicit this interest within sufficient time to allow the DBE companies to respond to the solicitation. The bidder must determine with certainty if the DBE companies are interested by taking appropriate steps to follow up initial solicitations.
  - (2) Selecting portions of the work to be performed by DBE companies in order to increase the likelihood that the DBE goals will be achieved. This includes, where appropriate, breaking out contract work items into economically feasible units to facilitate DBE participation, even when the prime Contractor might otherwise prefer to perform these work items with its own forces.
  - (3) Providing interested DBE companies with adequate information about the plans, specifications, and requirements of the contract in a timely manner to assist them in responding to a solicitation.
  - (4) a. Negotiating in good faith with interested DBE companies. It is the bidder's responsibility to make a portion of the work available to DBE subcontractors and suppliers and to select those portions of the work or material needs consistent with the available DBE subcontractors and suppliers, so as to facilitate DBE participation. Evidence of such negotiation includes the names, addresses, and telephone numbers of DBE companies that were considered; a description of the information provided regarding the plans and specifications for the work selected for subcontracting; and evidence as to why additional agreements could not be reached for DBE companies to perform the work.
  - b. A bidder using good business judgment would consider a number of factors in negotiating with subcontractors, including DBE subcontractors, and would take a firm's price and capabilities as well as contract goals into consideration. However, the fact that there may be some additional costs involved in finding and

using DBE companies is not in itself sufficient reason for a bidder's failure to meet the contract DBE goal, as long as such costs are reasonable. Also, the ability or desire of a bidder to perform the work of a contract with its own organization does not relieve the bidder of the responsibility to make good faith efforts. Bidders are not, however, required to accept higher quotes from DBE companies if the price difference is excessive or unreasonable.

- (5) Not rejecting DBE companies as being unqualified without sound reasons based on a thorough investigation of their capabilities. The bidder's standing within its industry, membership in specific groups, organizations, or associations and political or social affiliations (for example union vs. non-union employee status) are not legitimate causes for the rejection or non-solicitation of bids in the bidder's efforts to meet the project goal.
  - (6) Making efforts to assist interested DBE companies in obtaining bonding, lines of credit, or insurance as required by the recipient or Contractor.
  - (7) Making efforts to assist interested DBE companies in obtaining necessary equipment, supplies, materials, or related assistance or services.
  - (8) Effectively using the services of available minority/women community organizations; minority/women contractors' groups; local, state, and federal minority/women business assistance offices; and other organizations as allowed on a case-by-case basis to provide assistance in the recruitment and placement of DBE companies.
- (b) If the Department determines that the bidder has made a good faith effort to secure the work commitment of DBE companies to meet the contract goal, the Department will award the contract provided that it is otherwise eligible for award. If the Department determines that a good faith effort has not been made, the Department will notify the bidder of that preliminary determination by contacting the responsible company official designated in the Utilization Plan. The preliminary determination shall include a statement of reasons why good faith efforts have not been found, and may include additional good faith efforts that the bidder could take. The notification will designate a five working day period during which the bidder shall take additional efforts. The bidder is not limited by a statement of additional efforts, but may take other action beyond any stated additional efforts in order to obtain additional DBE commitments. The bidder shall submit an amended Utilization Plan if additional DBE commitments to meet the contract goal are secured. If additional DBE commitments sufficient to meet the contract goal are not secured, the bidder shall report the final good faith efforts made in the time allotted. All additional efforts taken by the bidder will be considered as part of the bidder's good faith efforts. If the bidder is not able to meet the goal after taking additional efforts, the Department will make a pre-final determination of the good faith efforts of the bidder and will notify the designated responsible company official of the reasons for an adverse determination.
- (c) The bidder may request administrative reconsideration of a pre-final determination adverse to the bidder within the five working days after the notification date of the

determination by delivering the request to the Department of Transportation, Bureau of Small Business Enterprises, Contract Compliance Section, 2300 South Dirksen Parkway, Room 319, Springfield, Illinois 62764 (Telefax: (217)785-1524). Deposit of the request in the United States mail on or before the fifth business day shall not be deemed delivery. The pre-final determination shall become final if a request is not made and delivered. A request may provide additional written documentation and/or argument concerning the issue of whether an adequate good faith effort was made to meet the contract goal. In addition, the request shall be considered a consent by the bidder to extend the time for award. The request will be forwarded to the Department's Reconsideration Officer. The Reconsideration Officer will extend an opportunity to the bidder to meet in person in order to consider all issues of whether the bidder made a good faith effort to meet the goal. After the review by the Reconsideration Officer, the bidder will be sent a written decision within ten working days after receipt of the request for reconsideration, explaining the basis for finding that the bidder did or did not meet the goal or make adequate good faith efforts to do so. A final decision by the Reconsideration Officer that a good faith effort was made shall approve the Utilization Plan submitted by the bidder and shall clear the contract for award. A final decision that a good faith effort was not made shall render the bid not responsive.

CONTRACT COMPLIANCE. Compliance with this Special Provision is an essential part of the contract. The Department is prohibited by federal regulations from crediting the participation of a DBE included in the Utilization Plan toward either the contract goal or the Department's overall goal until the amount to be applied toward the goals has been paid to the DBE. The following administrative procedures and remedies govern the compliance by the Contractor with the contractual obligations established by the Utilization Plan. After approval of the Plan and award of the contract, the Utilization Plan and individual DBE Participation Statements become part of the contract. If the Contractor did not succeed in obtaining enough DBE participation to achieve the advertised contract goal, and the Utilization Plan was approved and contract awarded based upon a determination of good faith, the total dollar value of DBE work calculated in the approved Utilization Plan as a percentage of the awarded contract value shall become the amended contract goal.

- (a) No amendment to the Utilization Plan may be made without prior written approval from the Department's Bureau of Small Business Enterprises. All requests for amendment to the Utilization Plan shall be submitted to the Department of Transportation, Bureau of Small Business Enterprises, Contract Compliance Section, 2300 South Dirksen Parkway, Room 319, Springfield, Illinois 62764. Telephone number (217) 785-4611. Telefax number (217) 785-1524.
- (b) All work indicated for performance by an approved DBE shall be performed, managed, and supervised by the DBE executing the Participation Statement. The Contractor shall not terminate for convenience a DBE listed in the Utilization Plan and then perform the work of the terminated DBE with its own forces, those of an affiliate or those of another subcontractor, whether DBE or not, without first obtaining the written consent of the Bureau of Small Business Enterprises to amend the Utilization Plan. If a DBE listed in the Utilization Plan is terminated for reasons other than convenience, or fails to complete its work on the contract for any reason, the Contractor shall make good faith efforts to

find another DBE to substitute for the terminated DBE. The good faith efforts shall be directed at finding another DBE to perform at least the same amount of work under the contract as the DBE that was terminated, but only to the extent needed to meet the contract goal or the amended contract goal. The Contractor shall notify the Bureau of Small Business Enterprises of any termination for reasons other than convenience, and shall obtain approval for inclusion of the substitute DBE in the Utilization Plan. If good faith efforts following a termination of a DBE for cause are not successful, the Contractor shall contact the Bureau of Small Business Enterprises and provide a full accounting of the efforts undertaken to obtain substitute DBE participation. The Bureau of Small Business Enterprises will evaluate the good faith efforts in light of all circumstances surrounding the performance status of the contract, and determine whether the contract goal should be amended.

- (c) The Contractor shall maintain a record of payments for work performed to the DBE participants. The records shall be made available to the Department for inspection upon request. After the performance of the final item of work or delivery of material by a DBE and final payment therefor to the DBE by the Contractor, but not later than thirty calendar days after payment has been made by the Department to the Contractor for such work or material, the Contractor shall submit a DBE Payment Agreement on Department form SBE 2115 to the Regional Engineer. If full and final payment has not been made to the DBE, the DBE Payment Agreement shall indicate whether a disagreement as to the payment required exists between the Contractor and the DBE or if the Contractor believes that the work has not been satisfactorily completed. If the Contractor does not have the full amount of work indicated in the Utilization Plan performed by the DBE companies indicated in the Plan, the Department will deduct from contract payments to the Contractor the amount of the goal not achieved as liquidated and ascertained damages.
- (d) The Department reserves the right to withhold payment to the Contractor to enforce the provisions of this Special Provision. Final payment shall not be made on the contract until such time as the Contractor submits sufficient documentation demonstrating achievement of the goal in accordance with this Special Provision or after liquidated damages have been determined and collected.
- (e) Notwithstanding any other provision of the contract, including but not limited to Article 109.09 of the Standard Specifications, the Contractor may request administrative reconsideration of a decision to deduct the amount of the goal not achieved as liquidated damages. A request to reconsider shall be delivered to the Contract Compliance Section and shall be handled and considered in the same manner as set forth in paragraph (c) of "Good Faith Effort Procedures" of this Special Provision, except a final decision that a good faith effort was not made during contract performance to achieve the goal agreed to in the Utilization Plan shall be the final administrative decision of the Department.

## EQUIPMENT RENTAL RATES (BDE)

Effective: August 2, 2007  
Revised: January 2, 2008

Replace the second and third paragraphs of Article 105.07(b)(4)a. of the Standard Specifications with the following:

“Equipment idled which cannot be used on other work, and which is authorized to standby on the project site by the Engineer, will be paid for according to Article 109.04(b)(4).”

Replace Article 109.04(b)(4) of the Standard Specifications with the following:

“(4) Equipment. Equipment used for extra work shall be authorized by the Engineer. The equipment shall be specifically described, be of suitable size and capacity for the work to be performed, and be in good operating condition. For such equipment, the Contractor will be paid as follows.

- a. Contractor Owned Equipment. Contractor owned equipment will be paid for by the hour using the applicable FHWA hourly rate from the “Equipment Watch Rental Rate Blue Book” (Blue Book) in effect when the force account work begins. The FHWA hourly rate is calculated as follows.

$$\text{FHWA hourly rate} = (\text{monthly rate}/176) \times (\text{model year adj.}) \times (\text{Illinois adj.}) + \text{EOC}$$

Where: EOC = Estimated Operating Costs per hour (from the Blue Book)

The time allowed will be the actual time the equipment is operating on the extra work. For the time required to move the equipment to and from the site of the extra work and any authorized idle (standby) time, payment will be made at the following hourly rate:  $0.5 \times (\text{FHWA hourly rate} - \text{EOC})$ .

All time allowed shall fall within the working hours authorized for the extra work.

The rates above include the cost of fuel, oil, lubrication, supplies, small tools, necessary attachments, repairs, overhaul and maintenance of any kind, depreciation, storage, overhead, profits, insurance, and all incidentals. The rates do not include labor.

The Contractor shall submit to the Engineer sufficient information for each piece of equipment and its attachments to enable the Engineer to determine the proper equipment category. If a rate is not established in the Blue Book for a particular piece of equipment, the Engineer will establish a rate for that piece of equipment that is consistent with its cost and use in the industry.

- b. Rented Equipment. Whenever it is necessary for the Contractor to rent equipment to perform extra work, the rental and transportation costs of the equipment plus five percent for overhead will be paid. In no case shall the rental rates exceed those of established distributors or equipment rental agencies.

All prices shall be agreed to in writing before the equipment is used.”

80189

**FLAGGER AT SIDE ROADS AND ENTRANCES (BDE)**

Effective: April 1, 2009

Revise the second paragraph of Article 701.13(a) of the Standard Specifications to read:

"The Engineer will determine when a side road or entrance shall be closed to traffic. A flagger will be required at each side road or entrance remaining open to traffic within the operation where two-way traffic is maintained on one lane of pavement. The flagger shall be positioned as shown on the plans or as directed by the Engineer."

Revise the first and second paragraph of Article 701.20(i) of the Standard Specifications to read:

"Signs, barricades, or other traffic control devices required by the Engineer over and above those specified will be paid for according to Article 109.04. All flaggers required at side roads and entrances remaining open to traffic including those that are shown on the Highway Standards and/or additional barricades required by the Engineer to close side roads and entrances will be paid for according to Article 109.04."

80228

## FUEL COST ADJUSTMENT (BDE) (RETURN FORM WITH BID)

Effective: April 1, 2009

Description. Fuel cost adjustments will be made to provide additional compensation to the Contractor, or a credit to the Department, for fluctuations in fuel prices when optioned by the Contractor. The bidder shall indicate on the attached form whether or not this special provision will be part of the contract and submit the completed form with his/her bid. Failure to submit the form or failure to indicate contract number, company name and sign and date the form shall make this contract exempt of fuel cost adjustments for all categories of work. Failure to indicate "Yes" for any category of work will make that category of work exempt from fuel cost adjustment.

General. The fuel cost adjustment shall apply to contract pay items as grouped by category. The adjustment shall only apply to those categories of work checked "Yes", and only when the cumulative plan quantities for a category exceed the required threshold. Adjustments to work items in a category, either up or down, and work added by adjusted unit price will be subject to fuel cost adjustment only when the category representing the added work was subject to the fuel cost adjustment. Added work paid for by time and materials will not be subject to fuel cost adjustment. Category descriptions and thresholds for application and the fuel usage factors which are applicable to each are as follows:

(a) Categories of Work.

- (1) Category A: Earthwork. Contract pay items performed under Sections 202, 204, and 206 including any modified standard or nonstandard items where the character of the work to be performed is considered earthwork. The cumulative total of all applicable item plan quantities shall exceed 25,000 cu yd (20,000 cu m). Included in the fuel usage factor is a weighted average 0.10 gal/cu yd (0.50 liters/cu m) factor for trucking.
- (2) Category B: Subbases and Aggregate Base Courses. Contract pay items constructed under Sections 311, 312 and 351 including any modified standard or nonstandard items where the character of the work to be performed is considered construction of a subbase or aggregate, stabilized or modified base course. The cumulative total of all applicable item plan quantities shall exceed 5000 tons (4500 metric tons). Included in the fuel usage factor is a 0.60 gal/ton (2.50 liters/metric ton) factor for trucking.
- (3) Category C: Hot-Mix Asphalt (HMA) Bases, Pavements and Shoulders. Contract pay items constructed under Sections 355, 406, 407 and 482 including any modified standard or nonstandard items where the character of the work to be performed is considered HMA bases, pavements and shoulders. The cumulative total of all applicable item plan quantities shall exceed 5000 tons (4500 metric tons). Included in the fuel usage factor is 0.60 gal/ton (2.50 liters/metric ton) factor for trucking.



- (4) Category D: Portland Cement Concrete (PCC) Bases, Pavements and Shoulders. Contract pay items constructed under Sections 353, 420, 421 and 483 including any modified standard or nonstandard items where the character of the work to be performed is considered PCC base, pavement or shoulder. The cumulative total of all applicable item plan quantities shall exceed 7500 sq yd (6000 sq m). Included in the fuel usage factor is 1.20 gal/cu yd (5.94 liters/cu m) factor for trucking.
- (5) Category E: Structures. Structure items having a cumulative bid price that exceeds \$250,000 for pay items constructed under Sections 502, 503, 504, 505, 512, 516 and 540 including any modified standard or nonstandard items where the character of the work to be performed is considered structure work when similar to that performed under these sections and not included in categories A through D.

(b) Fuel Usage Factors.

English Units Category	Factor	Units
A - Earthwork	0.34	gal / cu yd
B - Subbase and Aggregate Base courses	0.62	gal / ton
C - HMA Bases, Pavements and Shoulders	1.05	gal / ton
D - PCC Bases, Pavements and Shoulders	2.53	gal / cu yd
E - Structures	8.00	gal / \$1000

Metric Units Category	Factor	Units
A - Earthwork	1.68	liters / cu m
B - Subbase and Aggregate Base courses	2.58	liters / metric ton
C - HMA Bases, Pavements and Shoulders	4.37	liters / metric ton
D - PCC Bases, Pavements and Shoulders	12.52	liters / cu m
E - Structures	30.28	liters / \$1000

(c) Quantity Conversion Factors.

Category	Conversion	Factor
B	sq yd to ton	0.057 ton / sq yd / in depth
	sq m to metric ton	0.00243 metric ton / sq m / mm depth
C	sq yd to ton	0.056 ton / sq yd / in depth
	sq m to metric ton	0.00239 m ton / sq m / mm depth
D	sq yd to cu yd	0.028 cu yd / sq yd / in depth
	sq m to cu m	0.001 cu m / sq m / mm depth

Method of Adjustment. Fuel cost adjustments will be computed as follows.

$$CA = (FPI_P - FPI_L) \times (FUF / 100) \times Q$$

Where: CA = Cost Adjustment, \$  
FPI<sub>P</sub> = Fuel Price Index, as published by the Department for the month the work is performed, \$/gal (\$/liter)  
FPI<sub>L</sub> = Fuel Price Index, as published by the Department for the month prior to the letting, \$/gal (\$/liter)  
FUF = Fuel Usage Factor in the pay item(s) being adjusted  
Q = Authorized construction Quantity, tons (metric tons) or cu yd (cu m)

The entire FUF indicated in paragraph (b) will be used regardless of use of trucking to perform the work.

**Progress Payments.** Fuel cost adjustments will be calculated for each calendar month in which applicable work is performed; and will be paid or deducted when all other contract requirements for the items of work are satisfied. The adjustments shall not apply during contract time subject to liquidated damages for completion of the entire contract.

**Final Quantities.** Upon completion of the work and determination of final pay quantities, an adjustment will be prepared to reconcile any differences between estimated quantities previously paid and the final quantities. The value for the balancing adjustment will be based on a weighted average of FPI<sub>P</sub> and Q only for those months requiring the cost adjustment. The cost adjustment will be applicable to the final measured quantities of all applicable pay items.

**Basis of Payment.** Fuel cost adjustments may be positive or negative but will only be made when there is a difference between the FPI<sub>L</sub> and FPI<sub>P</sub> in excess of five percent, as calculated by:

$$\text{Percent Difference} = \{(FPI_L - FPI_P) \div FPI_L\} \times 100$$

Return With Bid

**ILLINOIS DEPARTMENT  
OF TRANSPORTATION**

**OPTION FOR  
FUEL COST ADJUSTMENT**

The bidder shall submit this completed form with his/her bid. Failure to submit the form or properly complete contract number, company name, and sign and date the form shall make this contract exempt of fuel cost adjustments in all categories. Failure to indicate "Yes" for any category of work at the time of bid will make that category of work exempt from fuel cost adjustment. After award, this form, when submitted shall become part of the contract.

Contract No.: \_\_\_\_\_

Company Name: \_\_\_\_\_

**Contractor's Option:**

Is your company opting to include this special provision as part of the contract plans for the following categories of work?

- |  |     |                          |
|--|-----|--------------------------|
| Category A Earthwork.                          | Yes | <input type="checkbox"/> |
| Category B Subbases and Aggregate Base Courses | Yes | <input type="checkbox"/> |
| Category C HMA Bases, Pavements and Shoulders  | Yes | <input type="checkbox"/> |
| Category D PCC Bases, Pavements and Shoulders  | Yes | <input type="checkbox"/> |
| Category E Structures                          | Yes | <input type="checkbox"/> |

Signature: \_\_\_\_\_ Date: \_\_\_\_\_

80229

///

**HOT-MIX ASPHALT - FIELD VOIDS IN THE MINERAL AGGREGATE (BDE)**

Effective: April 1, 2007

Revised: April 1, 2008

Add the following to the table in Article 1030.05(d)(2)a. of the Standard Specifications:

"Parameter	Frequency of Tests	Frequency of Tests	Test Method See Manual of Test Procedures for Materials
	High ESAL Mixture Low ESAL Mixture	All Other Mixtures	
VMA  Note 5.	Day's production ≥ 1200 tons:  1 per half day of production	N/A	Illinois-Modified AASHTO R 35
	Day's production < 1200 tons:  1 per half day of production for first 2 days and 1 per day thereafter (first sample of the day)		

Note 5. The  $G_{sb}$  used in the voids in the mineral aggregate (VMA) calculation shall be the same average  $G_{sb}$  value listed in the mix design."

Add the following to the Control Limits table in Article 1030.05(d)(4) of the Standard Specifications:

"CONTROL LIMITS			
Parameter	High ESAL Low ESAL	High ESAL Low ESAL	All Other
	Individual Test	Moving Avg. of 4	Individual Test
VMA	-0.7 % <sup>2/</sup>	-0.5 % <sup>2/</sup>	N/A

<sup>2/</sup> Allowable limit below minimum design VMA requirement"

Add the following to the table in Article 1030.05(d)(5) of the Standard Specifications:

"CONTROL CHART REQUIREMENTS	High ESAL Low ESAL	All Other
	VMA"	

Revise the heading of Article 1030.05(d)(6)a.1. of the Standard Specifications to read:

"1. Voids, VMA, and Asphalt Binder Content."

Revise the first sentence of the first paragraph of Article 1030.05(d)(6)a.1.(a.) of the Standard Specifications to read:

"If the retest for voids, VMA, or asphalt binder content exceeds control limits, HMA production shall cease and immediate corrective action shall be instituted by the Contractor."

Revise the table in Article 1030.05(e) of the Standard Specifications to read:

"Test Parameter	Acceptable Limits of Precision
% Passing: <sup>1/</sup>	
1/2 in. (12.5 mm)	5.0 %
No. 4 (4.75 mm)	5.0 %
No. 8 (2.36 mm)	3.0 %
No. 30 (600 μm)	2.0 %
Total Dust Content No. 200 (75 μm) <sup>1/</sup>	2.2 %
Asphalt Binder Content	0.3 %
Maximum Specific Gravity of Mixture	0.026
Bulk Specific Gravity	0.030
VMA	1.4 %
Density (% Compaction)	1.0 % (Correlated)

<sup>1/</sup> Based on washed ignition."

**HOT-MIX ASPHALT – PLANT TEST FREQUENCY (BDE)**

Effective: April 1, 2008

Revise the table in Article 1030.05(d)(2)a. of the Standard Specifications to read:

"Parameter	Frequency of Tests	Frequency of Tests	Test Method
	High ESAL Mixture Low ESAL Mixture	All Other Mixtures	See Manual of Test Procedures for Materials
<p>Aggregate Gradation</p> <p>Hot bins for batch and continuous plants.</p> <p>Individual cold-feed or combined belt-feed for drier drum plants.</p> <p>% passing sieves: 1/2 in. (12.5 mm), No. 4 (4.75 mm), No. 8 (2.36 mm), No. 30 (600 μm) No. 200 (75 μm)</p> <p>Note 1.</p>	<p>1 dry gradation per day of production (either morning or afternoon sample).</p> <p>and</p> <p>1 washed ignition oven test on the mix per day of production (conduct in the afternoon if dry gradation is conducted in the morning or vice versa).</p> <p>Note 3.</p> <p>Note 4.</p>	<p>1 gradation per day of production.</p> <p>The first day of production shall be a washed ignition oven test on the mix. Thereafter, the testing shall alternate between dry gradation and washed ignition oven test on the mix.</p> <p>Note 4.</p>	<p>Illinois Procedure</p>
<p>Asphalt Binder Content by Ignition Oven</p> <p>Note 2.</p>	<p>1 per half day of production</p>	<p>1 per day</p>	<p>Illinois-Modified AASHTO T 308</p>
<p>Air Voids</p> <p>Bulk Specific Gravity of Gyrotory Sample</p>	<p>Day's production ≥ 1200 tons:</p> <p>1 per half day of production</p> <hr/> <p>Day's production &lt; 1200 tons:</p> <p>1 per half day of production for first 2 days and 1 per day thereafter (first sample of the day)</p>	<p>1 per day</p>	<p>Illinois-Modified AASHTO T 312</p>

"Parameter	Frequency of Tests High ESAL Mixture Low ESAL Mixture	Frequency of Tests All Other Mixtures	Test Method See Manual of Test Procedures for Materials
Maximum Specific Gravity of Mixture	Day's production $\geq$ 1200 tons:  1 per half day of production	1 per day	Illinois-Modified AASHTO T 209"
	Day's production < 1200 tons:  1 per half day of production for first 2 days and 1 per day thereafter (first sample of the day)		

80201

## HOT-MIX ASPHALT – TRANSPORTATION (BDE)

Effective: April 1, 2008

Revise Article 1030.08 of the Standard Specifications to read:

**“1030.08 Transportation.** Vehicles used in transporting HMA shall have clean and tight beds. The beds shall be sprayed with asphalt release agents from the Department’s approved list. In lieu of a release agent, the Contractor may use a light spray of water with a light scatter of manufactured sand (FA 20 or FA 21) evenly distributed over the bed of the vehicle. After spraying, the bed of the vehicle shall be in a completely raised position and it shall remain in this position until all excess asphalt release agent or water has been drained.

When the air temperature is below 60 °F (15 °C), the bed, including the end, endgate, sides and bottom shall be insulated with fiberboard, plywood or other approved insulating material and shall have a thickness of not less than 3/4 in (20 mm). When the insulation is placed inside the bed, the insulation shall be covered with sheet steel approved by the Engineer. Each vehicle shall be equipped with a cover of canvas or other suitable material meeting the approval of the Engineer which shall be used if any one of the following conditions is present.

- (a) Ambient air temperature is below 60 °F (15 °C).
- (b) The weather is inclement.
- (c) The temperature of the HMA immediately behind the paver screed is below 250 °F (120 °C).

The cover shall extend down over the sides and ends of the bed for a distance of approximately 12 in. (300 mm) and shall be fastened securely. The covering shall be rolled back before the load is dumped into the finishing machine.”

80202



**LIQUIDATED DAMAGES (BDE)**

Effective: April 1, 2009

Revise the table in Article 108.09 of the Standard Specifications to read:

"Schedule of Deductions for Each Day of Overrun in Contract Time			
Original Contract Amount		Daily Charges	
From More Than	To and Including	Calendar Day	Work Day
\$ 0	\$ 100,000	\$ 375	\$ 500
100,000	500,000	625	875
500,000	1,000,000	1,025	1,425
1,000,000	3,000,000	1,125	1,550
3,000,000	5,000,000	1,425	1,950
5,000,000	10,000,000	1,700	2,350
10,000,000	And over	3,325	4,650"

80230

**METAL HARDWARE CAST INTO CONCRETE (BDE)**

Effective: April 1, 2008

Revised: April 1, 2009

Add the following to Article 503.02 of the Standard Specifications:

“(g) Metal Hardware Cast into Concrete..... 1006.13”

Add the following to Article 504.02 of the Standard Specifications:

“(j) Metal Hardware Cast into Concrete..... 1006.13”

Revise Article 1006.13 of the Standard Specifications to read:

“**1006.13 Metal Hardware Cast into Concrete.** Unless otherwise noted, all steel hardware cast into concrete, such as inserts, brackets, cable clamps, metal casings for formed holes, and other miscellaneous items, shall be galvanized according to AASHTO M 232 or AASHTO M 111. Aluminum inserts will not be allowed. Zinc alloy inserts shall be according to ASTM B 86, Alloys 3, 5, or 7.

The inserts shall be UNC threaded type anchorages having the following minimum certified proof load.

Insert Diameter	Proof Load
5/8 in. (16 mm)	6600 lb (29.4 kN)
3/4 in. (19 mm)	6600 lb (29.4 kN)
1 in. (25 mm)	9240 lb (41.1 kN)”

80203

**NATIONAL POLLUTANT DISCHARGE ELIMINATION SYSTEM / EROSION AND SEDIMENT  
CONTROL DEFICIENCY DEDUCTION (BDE)**

Effective: April 1, 2007

Revised: November 1, 2008

Revise Article 105.03(a) of the Standard Specifications to read:

“(a) National Pollutant Discharge Elimination System (NPDES) / Erosion and Sediment Control Deficiency Deduction. When the Engineer is notified or determines an erosion and/or sediment control deficiency(s) exists, or the Contractor's activities represents a violation of the Department's NPDES permits, the Engineer will notify and direct the Contractor to correct the deficiency within a specified time. The specified time, which begins upon notification to the Contractor, will be from 1/2 hour to 1 week based on the urgency of the situation and the nature of the work effort required. The Engineer will be the sole judge.

A deficiency may be any lack of repair, maintenance, or implementation of erosion and/or sediment control devices included in the contract, or any failure to comply with the conditions of the Department's NPDES permits. A deficiency may also be applied to situations where corrective action is not an option such as the failure to participate in a jobsite inspection of the project, failure to install required measures prior to initiating earth moving operations, disregard of concrete washout requirements, or other disregard of the NPDES permit.

If the Contractor fails to correct a deficiency within the specified time, a daily monetary deduction will be imposed for each calendar day or fraction thereof the deficiency exists. The calendar day(s) will begin with notification to the Contractor and end with the Engineer's acceptance of the correction. The daily monetary deduction will be either \$1000.00 or 0.05 percent of the awarded contract value, whichever is greater. For those deficiencies where corrective action was not an option, the monetary deduction will be immediate and will be valued at one calendar day.”

80180

## PAYMENTS TO SUBCONTRACTORS (BDE)

Effective: June 1, 2000

Revised: January 1, 2006

Federal regulations found at 49 CFR §26.29 mandate the Department to establish a contract clause to require Contractors to pay subcontractors for satisfactory performance of their subcontracts and to set the time for such payments.

State law also addresses the timing of payments to be made to subcontractors and material suppliers. Section 7 of the Prompt Payment Act, 30 ILCS 540/7, requires that when a Contractor receives any payment from the Department, the Contractor shall make corresponding, proportional payments to each subcontractor and material supplier performing work or supplying material within 15 calendar days after receipt of the Department payment. Section 7 of the Act further provides that interest in the amount of two percent per month, in addition to the payment due, shall be paid to any subcontractor or material supplier by the Contractor if the payment required by the Act is withheld or delayed without reasonable cause. The Act also provides that the time for payment required and the calculation of any interest due applies to transactions between subcontractors and lower-tier subcontractors and material suppliers throughout the contracting chain.

This Special Provision establishes the required federal contract clause, and adopts the 15 calendar day requirement of the State Prompt Payment Act for purposes of compliance with the federal regulation regarding payments to subcontractors. This contract is subject to the following payment obligations.

When progress payments are made to the Contractor according to Article 109.07 of the Standard Specifications, the Contractor shall make a corresponding payment to each subcontractor and material supplier in proportion to the work satisfactorily completed by each subcontractor and for the material supplied to perform any work of the contract. The proportionate amount of partial payment due to each subcontractor and material supplier throughout the contracting chain shall be determined by the quantities measured or otherwise determined as eligible for payment by the Department and included in the progress payment to the Contractor. Subcontractors and material suppliers shall be paid by the Contractor within 15 calendar days after the receipt of payment from the Department. The Contractor shall not hold retainage from the subcontractors. These obligations shall also apply to any payments made by subcontractors and material suppliers to their subcontractors and material suppliers; and to all payments made to lower tier subcontractors and material suppliers throughout the contracting chain. Any payment or portion of a payment subject to this provision may only be withheld from the subcontractor or material supplier to whom it is due for reasonable cause.

This Special Provision does not create any rights in favor of any subcontractor or material supplier against the State or authorize any cause of action against the State on account of any payment, nonpayment, delayed payment, or interest claimed by application of the State Prompt Payment Act. The Department will not approve any delay or postponement of the 15 day requirement except for reasonable cause shown after notice and hearing pursuant to Section

7(b) of the State Prompt Payment Act. State law creates other and additional remedies available to any subcontractor or material supplier, regardless of tier, who has not been paid for work properly performed or material furnished. These remedies are a lien against public funds set forth in Section 23(c) of the Mechanics Lien Act, 770 ILCS 60/23(c), and a recovery on the Contractor's payment bond according to the Public Construction Bond Act, 30 ILCS 550.

80022

## PAYROLLS AND PAYROLL RECORDS (BDE)

Effective: March 1, 2009

FEDERAL AID CONTRACTS. Revise the following section of Check Sheet #1 of the Recurring Special Provisions to read:

### "STATEMENTS AND PAYROLLS

The payroll records shall include each worker's name, address, telephone number, social security number, classification, rate of pay, number of hours worked each day, starting and ending times of work each day, total hours worked each week, itemized deductions made, and actual wages paid.

The Contractor and each subcontractor shall submit payroll records to the Engineer each week from the start to the completion of their respective work, except that full social security numbers and home addresses shall not be included on weekly transmittals. Instead the payrolls shall include an identification number for each employee (e.g., the last four digits of the employee's social security number.). The submittals shall be on the Department's form SBE 48, or an approved facsimile. When there has been no activity during a work week, a payroll record shall still be submitted with the appropriate box ("No Work", "Suspended", or "Complete") checked on the form."

STATE CONTRACTS. Revise Section IV of Check Sheet #5 of the Recurring Special Provisions to read:

### "IV. COMPLIANCE WITH THE PREVAILING WAGE ACT

1. Prevailing Wages. All wages paid by the Contractor and each subcontractor shall be in compliance with The Prevailing Wage Act (820 ILCS 130), as amended, except where a prevailing wage violates a federal law, order, or ruling, the rate conforming to the federal law, order, or ruling shall govern. The Contractor shall be responsible to notify each subcontractor of the wage rates set forth in this contract and any revisions thereto. If the Department of Labor revises the wage rates, the Contractor will not be allowed additional compensation on account of said revisions.
2. Payroll Records. The Contractor and each subcontractor shall make and keep, for a period of three years from the date of completion of this contract, records of the wages paid to his/her workers. The payroll records shall include each worker's name, address, telephone number, social security number, classification, rate of pay, number of hours worked each day, starting and ending times of work each day, total hours worked each week, itemized deductions made, and actual wages paid. Upon two business days' notice, these records shall be available, at all reasonable hours at a location within the State, for inspection by the Department or the Department of Labor.

3. Submission of Payroll Records. The Contractor and each subcontractor shall submit payroll records to the Engineer each week from the start to the completion of their respective work, except that full social security numbers and home addresses shall not be included on weekly transmittals. Instead the payrolls shall include an identification number for each employee (e.g., the last four digits of the employee's social security number). The submittals shall be on the Department's form SBE 48, or an approved facsimile. When there has been no activity during a work week, a payroll record shall still be submitted with the appropriate box ("No Work", "Suspended", or "Complete") checked on the form.

Each submittal shall be accompanied by a statement signed by the Contractor or subcontractor which avers that: (i) such records are true and accurate; (ii) the hourly rate paid to each worker is not less than the general prevailing rate of hourly wages required by the Act; and (iii) the Contractor or subcontractor is aware that filing a payroll record that he/she knows to be false is a Class B misdemeanor.

4. Employee Interviews. The Contractor and each subcontractor shall permit his/her employees to be interviewed on the job, during working hours, by compliance investigators of the Department or the Department of Labor."

## PERSONAL PROTECTIVE EQUIPMENT (BDE)

Effective: November 1, 2008

Revise the first sentence of Article 701.12 of the Standard Specifications to read:

“All personnel on foot, excluding flaggers, within the highway right-of-way shall wear a fluorescent orange, fluorescent yellow/green, or a combination of fluorescent orange and fluorescent yellow/green vest meeting the requirements of ANSI/ISEA 107-2004 for Conspicuity Class 2 garments.”

80209



**PIPE CULVERTS (BDE)**

Effective: April 1, 2009

Revise Tables IIIA, IIIB, and IIIC of Article 542.03 of the Standard Specifications to read:

"PIPE CULVERT TABLE IIIA PLASTIC PIPE PERMITTED FOR A GIVEN PIPE DIAMETER AND FILL HEIGHT OVER THE TOP OF THE PIPE														
Nom. Dia. in.	Type 1 Fill Height: 3' and less with 1' minimum cover							Type 2 Fill Height: Greater than 3', not exceeding 10'						
	PVC	CPVC	PVCPW -794	PVCPW -304	PE	CPE	PEPW	PVC	CPVC	PVCPW -794	PVCPW -304	PE	CPE	PEPW
10	X	NA	NA	NA	X	NA	NA	X	*	NA	NA	X	NA	NA
12	X	X	X	X	X	X	NA	X	X	X	X	X	X	NA
15	X	X	X	X	NA	X	NA	X	X	X	X	NA	X	NA
18	X	X	X	X	X	X	X	X	X	X	X	X	X	X
21	X	X	X	X	NA	NA	X	X	X	X	X	NA	NA	X
24	X	X	X	X	X	X	X	X	X	X	X	X	X	X
30	X	X	X	X	X	X	X	X	X	X	X	X	X	X
36	X	X	X	X	X	X	X	X	X	X	X	X	X	X
42	NA	NA	X	X	X	X	X	NA	NA	X	X	X	X	X
48	NA	NA	X	X	X	X	X	NA	NA	X	X	X	X	X

PIPE CULVERT TABLE IIIA (metric) PLASTIC PIPE PERMITTED FOR A GIVEN PIPE DIAMETER AND FILL HEIGHT OVER THE TOP OF THE PIPE														
Nom. Dia. mm	Type 1 Fill Height: 1 m and less with 0.3 m minimum cover							Type 2 Fill Height: Greater than 1 m, not exceeding 3 m						
	PVC	CPVC	PVCPW -794	PVCPW -304	PE	CPE	PEPW	PVC	CPVC	PVCPW -794	PVCPW -304	PE	CPE	PEPW
250	X	NA	NA	NA	X	NA	NA	X	*	NA	NA	X	NA	NA
300	X	X	X	X	X	X	NA	X	X	X	X	X	X	NA
375	X	X	X	X	NA	X	NA	X	X	X	X	X	X	NA
450	X	X	X	X	X	X	X	X	X	X	X	X	X	X
525	X	X	X	X	NA	NA	X	X	X	X	X	NA	NA	X
600	X	X	X	X	X	X	X	X	X	X	X	X	X	X
750	X	X	X	X	X	X	X	X	X	X	X	X	X	X
900	X	X	X	X	X	X	X	X	X	X	X	X	X	X
1000	NA	NA	X	X	X	X	X	NA	NA	X	X	X	X	X
1200	NA	NA	X	X	X	X	X	NA	NA	X	X	X	X	X

- PVC Polyvinyl Chloride (PVC) Pipe
- CPVC Corrugated Polyvinyl Chloride (PVC) Pipe with a Smooth Interior
- PVCPW-794 Polyvinyl Chloride (PVC) Profile Wall Pipe-794
- PVCPW-304 Polyvinyl Chloride (PVC) Profile Wall Pipe-304
- PE Polyethylene (PE) Pipe with a Smooth Interior
- CPE Corrugated Polyethylene (PE) Pipe with a Smooth Interior
- PEPW Polyethylene (PE) Profile Wall Pipe
- X This material may be used for the given pipe diameter and fill height.
- NA This material is Not Acceptable for the given pipe diameter and fill height.
- \* May be used if Bureau of Materials and Physical Research approves and with manufacturer's certification.

PIPE CULVERT TABLE IIIB PLASTIC PIPE PERMITTED FOR A GIVEN PIPE DIAMETER AND FILL HEIGHT OVER THE TOP OF THE PIPE											
Nom. Dia.  in.	Type 3 Fill Height: Greater than 10', not exceeding 15'						Type 4 Fill Height: Greater than 15', not exceeding 20'				
	PVC	CPVC	PVCPW -794	PVCPW -304	PE	PEPW	PVC	CPVC	PVCPW -794	PVCPW -304	
10	X	*	NA	NA	X	NA	X	*	NA	NA	
12	X	X	X	X	X	NA	X	X	X	X	
15	X	X	X	X	NA	NA	X	X	X	X	
18	X	X	X	X	X	X	X	X	X	X	
21	X	X	X	X	NA	X	X	X	X	X	
24	X	X	X	X	X	X	X	X	X	X	
30	X	X	X	X	X	X	X	X	X	X	
36	X	X	X	X	X	X	X	X	X	X	
42	NA	NA	X	X	X	X	NA	NA	X	X	
48	NA	NA	X	X	X	X	NA	NA	X	X	

PIPE CULVERT TABLE IIIB (metric) PLASTIC PIPE PERMITTED FOR A GIVEN PIPE DIAMETER AND FILL HEIGHT OVER THE TOP OF THE PIPE											
Nom. Dia.  mm	Type 3 Fill Height: Greater than 3 m, not exceeding 4.5 m						Type 4 Fill Height: Greater than 4.5 m, not exceeding 6 m				
	PVC	CPVC	PVCPW -794	PVCPW -304	PE	PEPW	PVC	CPVC	PVCPW -794	PVCPW -304	
250	X	*	NA	NA	X	NA	X	*	NA	NA	
300	X	X	X	X	X	NA	X	X	X	X	
375	X	X	X	X	NA	NA	X	X	X	X	
450	X	X	X	X	X	X	X	X	X	X	
525	X	X	X	X	NA	X	X	X	X	X	
600	X	X	X	X	X	X	X	X	X	X	
750	X	X	X	X	X	X	X	X	X	X	
900	X	X	X	X	X	X	X	X	X	X	
1000	NA	NA	X	X	X	X	NA	NA	X	X	
1200	NA	NA	X	X	X	X	NA	NA	X	X	

- PVC Polyvinyl Chloride (PVC) Pipe
- CPVC Corrugated Polyvinyl Chloride (PVC) Pipe with a Smooth Interior
- PVCPW-794 Polyvinyl Chloride (PVC) Profile Wall Pipe-794
- PVCPW-304 Polyvinyl Chloride (PVC) Profile Wall Pipe-304
- PE Polyethylene (PE) Pipe with a Smooth Interior.
- PEPW Polyethylene (PE) Profile Wall Pipe
- X This material may be used for the given pipe diameter and fill height.
- NA This material is Not Acceptable for the given pipe diameter and fill height.
- \* May be used if Bureau of Materials and Physical Research approves and with manufacturer's certification.

PIPE CULVERT TABLE IIIC PLASTIC PIPE PERMITTED FOR A GIVEN PIPE DIAMETER AND FILL HEIGHT OVER THE TOP OF THE PIPE										
Nom. Dia.  in.	Type 5 Fill Height: Greater Than 20', not exceeding 25'				Type 6 Fill Height: Greater than 25', not exceeding 30'				Type 7 Fill Height: Greater than 30', not exceeding 35'	
	PVC	CPVC	PVCPW -794	PVCPW -304	PVC	CPVC	PVCPW -794	PVCPW -304	PVC	
10	X	*	NA	NA	X	*	NA	NA	X	
12	X	X	X	X	X	X	X	X	X	
15	X	X	X	X	X	NA	NA	NA	X	
18	X	X	X	X	X	NA	NA	NA	X	
21	X	X	X	X	X	NA	NA	NA	X	
24	X	X	X	X	X	NA	NA	NA	X	
30	X	NA	NA	NA	X	NA	NA	NA	X	
36	X	NA	NA	NA	X	NA	NA	NA	X	
42	NA	NA	NA	NA	NA	NA	NA	NA	NA	
48	NA	NA	NA	NA	NA	NA	NA	NA	NA	

PIPE CULVERT TABLE IIIC (metric) PLASTIC PIPE PERMITTED FOR A GIVEN PIPE DIAMETER AND FILL HEIGHT OVER THE TOP OF THE PIPE										
Nom. Dia.  mm	Type 5 Fill Height: Greater Than 6 m, not exceeding 7.5 m				Type 6 Fill Height: Greater Than 7.5 m, not exceeding 9 m				Type 7 Fill Height: Greater Than 9 m, not exceeding 10.5 m	
	PVC	CPVC	PVCPW -794	PVCPW -304	PVC	CPVC	PVCPW -794	PVCPW -304	PVC	
250	X	*	NA	NA	X	*	NA	NA	X	
300	X	X	X	X	X	X	X	X	X	
375	X	X	X	X	X	NA	NA	NA	X	
450	X	X	X	X	X	NA	NA	NA	X	
525	X	X	X	X	X	NA	NA	NA	X	
600	X	X	X	X	X	NA	NA	NA	X	
750	X	NA	NA	NA	X	NA	NA	NA	X	
900	X	NA	NA	NA	X	NA	NA	NA	X	
1000	NA	NA	NA	NA	NA	NA	NA	NA	NA	
1200	NA	NA	NA	NA	NA	NA	NA	NA	NA	

- PVC Polyvinyl Chloride (PVC) Pipe
- CPVC Corrugated Polyvinyl Chloride (PVC) Pipe with a Smooth Interior
- PVCPW-794 Polyvinyl Chloride (PVC) Profile Wall Pipe-794
- PVCPW-304 Polyvinyl Chloride (PVC) Profile Wall Pipe-304
- X This material may be used for the given pipe diameter and fill height.
- NA This material is Not Acceptable for the given pipe diameter and fill height.
- \* May be used if Bureau of Materials and Physical Research approves and with manufacturer's certification."

Add the following paragraph to the end of Article 542.04(d) of the Standard Specifications:

"PVC and PE pipes shall be joined according to the manufacturer's specifications."

Revise the second paragraph of Article 542.04(f) of the Standard Specifications to read:

"When using flexible pipe, as listed in the first table of Article 542.03, the aggregate shall be continued to a height of at least 1 ft (300 mm) above the top of the pipe and compacted to a minimum of 95 percent of standard lab density by mechanical means."

Revise the first paragraph of Article 542.04(i) of the Standard Specifications to read:

"(i) Deflection Testing for Pipe Culverts. All PE and PVC pipe culverts shall be tested for deflection not less than 30 days after the pipe is installed and the backfill compacted. The testing shall be performed in the presence of the Engineer."

Revise the ninth paragraph of Article 542.11 of the Standard Specifications to read:

"End sections for polyvinylchloride (PVC) and polyethylene (PE) culvert pipes will be paid for at the contract unit price per each for METAL END SECTIONS, of the diameter specified."

Revise Article 1040.04(b) of the Standard Specifications to read:

"(b) Corrugated PE Pipe with a Smooth Interior. The pipe shall be according to AASHTO M 294 (nominal size – 12 to 48 in. (300 to 1200 mm)). The pipe shall be Type S or D."

Revise the first paragraph of Article 1040.04(c) of the Standard Specifications to read:

"(c) PE Profile Wall Pipe. The pipe shall be according to ASTM F 894 and shall have a minimum ring stiffness constant of 160. The pipe shall also have a minimum cell classification of PE 334433C as defined in ASTM D 3350."

80232

**PRECAST CONCRETE HANDLING HOLES (BDE)**

Effective: January 1, 2007

Add the following to Article 540.02 of the Standard Specifications:

“(g) Handling Hole Plugs..... 1042.16“

Add the following paragraph after the sixth paragraph of Article 540.06 of the Standard Specifications:

“Handling holes shall be filled with a precast concrete plug and sealed with mastic or mortar, or filled with a polyethylene plug. The plug shall not project beyond the inside surface after installation. When metal lifting inserts are used, their sockets shall be filled with mastic or mortar.”

Add the following to Article 542.02 of the Standard Specifications:

“(ee) Handling Hole Plugs ..... 1042.16“

Revise the fifth paragraph of Article 542.04(d) of the Standard Specifications to read:

“Handling holes in concrete pipe shall be filled with a precast concrete plug and sealed with mastic or mortar; or filled with a polyethylene plug. The plug shall not project beyond the inside surface after installation.”

Add the following to Article 550.02 of the Standard Specifications:

“(o) Handling Hole Plugs..... 1042.16“

Replace the fourth sentence of the fifth paragraph of Article 550.06 of the Standard Specifications with the following:

“Handling holes in concrete pipe shall be filled with a precast concrete plug and sealed with mastic or mortar; or filled with a polyethylene plug. The plug shall not project beyond the inside surface after installation.”

Add the following to Article 602.02 of the Standard Specifications:

“(p) Handling Hole Plugs..... 1042.16(a)“

Replace the fifth sentence of the first paragraph of Article 602.07 of the Standard Specifications with the following:

“Handling holes shall be filled with a precast concrete plug and sealed with mastic or mortar. The plug shall not project beyond the inside surface after installation. When metal lifting inserts are used, their sockets shall be filled with mastic or mortar.”

Add the following to Section 1042 of the Standard Specifications:

**“1042.16 Handling Hole Plugs.** Plugs for handling holes in precast concrete products shall be as follows.

- (a) Precast Concrete Plug. The precast concrete plug shall have a tapered shape and shall have a minimum compressive strength of 3000 psi (20,700 kPa) at 28 days.
- (b) Polyethylene Plug. The polyethylene plug shall have a “mushroom” shape with a flat round top and a stem with three different size ribs. The plug shall fit snugly and cover the handling hole.

The plug shall be according to the following.

Mechanical Properties	Test Method	Value (min.)
Flexural Modulus	ASTM D 790	3300 psi (22,750 kPa)
Tensile Strength (Break)	ASTM D 638	1600 psi (11,030 kPa)
Tensile Strength (Yield)	ASTM D 638	1200 psi (8270 kPa)

Thermal Properties	Test Method	Value (min.)
Brittle Temperature	ASTM D 746	-49 °F (-45 °C)
Vicat Softening Point	ASTM D 1525	194 °F (90 °C)”

80171

**RAILROAD PROTECTIVE LIABILITY INSURANCE (5 and 10) (BDE)**

Effective: January 1, 2006

Description. Railroad Protective Liability and Property Damage Liability Insurance shall be carried according to Article 107.11 of the Standard Specifications, except the limits shall be a minimum of \$5,000,000 combined single limit per occurrence for bodily injury liability and property damage liability with an aggregate limit of \$10,000,000 over the life of the policy. A separate policy is required for each railroad unless otherwise noted.

NAMED INSURED & ADDRESS	NUMBER & SPEED OF PASSENGER TRAINS	NUMBER & SPEED OF FREIGHT TRAINS
IL CENTRAL RR CO. 17641 SOUTH ASHLAND AVE HOMERWOOD, IL 60430-1345	Ø	8 @ 35 MPH

DOT/AAR No.:  
RR Division: NORTHERN

RR Mile Post:  
RR Sub-Division: PEORIA

For Freight/Passenger Information Contact: JON HENRIKSEN Phone: (708) 332-3557  
For Insurance Information Contact: TERRY LEE Phone: (715) 345-2501

NORFOLK SOUTHERN CORP.  
3 COMMERCIAL PLACE  
NORFOLK, VA 23510

12 @ 15 TO 60 MPH

DOT/AAR No.:  
RR Division: WESTERN

RR Mile Post:  
RR Sub-Division: DECATUR

For Freight/Passenger Information Contact: J.R. KAZMIERCZAK Phone: (404) 529-1256  
For Insurance Information Contact: SCOTT DICKERSON Phone: (757) 629-2344

Approval of Insurance. The original and one certified copy of each required policy shall be submitted to the following address for approval:

Illinois Department of Transportation  
Bureau of Design and Environment  
2300 South Dirksen Parkway, Room 328  
Springfield, Illinois 62764

The Contractor will be advised when the Department has received approval of the insurance from the railroad(s). Before any work begins on railroad right-of-way, the Contractor shall submit to the Engineer evidence that the required insurance has been approved by the railroad(s). The Contractor shall also provide the Engineer with the expiration date of each required policy.

Basis of Payment. Providing Railroad Protective Liability and Property Damage Liability Insurance will be paid for at the contract unit price per Lump Sum for RAILROAD PROTECTIVE LIABILITY INSURANCE.

80157



## RECLAIMED ASPHALT PAVEMENT (RAP) (BDE)

Effective: January 1, 2007

Revised: April 1, 2009

In Article 1030.02(g), delete the last sentence of the first paragraph in (Note 2).

Revise Section 1031 of the Standard Specifications to read:

### "SECTION 1031. RECLAIMED ASPHALT PAVEMENT

**1031.01 Description.** Reclaimed asphalt pavement (RAP) is reclaimed asphalt pavement resulting from cold milling or crushing of an existing dense graded hot-mix asphalt (HMA) pavement. The Contractor shall supply written documentation that the RAP originated from routes or airfields under federal, state, or local agency jurisdiction.

**1031.02 Stockpiles.** The Contractor shall construct individual, sealed RAP stockpiles meeting one of the following definitions. No additional RAP shall be added to the pile after the pile has been sealed. Stockpiles shall be sufficiently separated to prevent intermingling at the base. Stockpiles shall be identified by signs indicating the type as listed below (i.e. "Homogeneous Surface").

Prior to milling, the Contractor shall request the District to provide verification of the quality of the RAP to clarify appropriate stockpile.

- (a) Homogeneous. Homogeneous RAP stockpiles shall consist of RAP from Class I, Superpave (High ESAL), HMA (High ESAL), or equivalent mixtures and represent:  
1) the same aggregate quality, but shall be at least C quality; 2) the same type of crushed aggregate (either crushed natural aggregate, ACBF slag, or steel slag); 3) similar gradation; and 4) similar asphalt binder content. If approved by the Engineer, combined single pass surface/binder millings may be considered "homogenous" with a quality rating dictated by the lowest coarse aggregate quality present in the mixture.
- (b) Conglomerate. Conglomerate RAP stockpiles shall consist of RAP from Class I, Superpave (High ESAL), HMA (High ESAL), or equivalent mixtures. The coarse aggregate in this RAP shall be crushed aggregate and may represent more than one aggregate type and/or quality but shall be at least C quality. This RAP may have an inconsistent gradation and/or asphalt binder content prior to processing. All conglomerate RAP shall be processed prior to testing by crushing to where all RAP shall pass the 5/8 in. (16 mm) or smaller screen. Conglomerate RAP stockpiles shall not contain steel slag or other expansive material as determined by the Department.
- (c) Conglomerate "D" Quality (DQ). Conglomerate DQ RAP stockpiles shall consist of RAP from Class I, Superpave (High or Low ESAL), HMA (High or Low ESAL), or equivalent mixtures. The coarse aggregate in this RAP may be crushed or round but shall be at least D quality. This RAP may have an inconsistent gradation and/or asphalt binder

content. Conglomerate DQ RAP stockpiles shall not contain steel slag or other expansive material as determined by the Department.

(d) Non-Quality. RAP stockpiles that do not meet the requirements of the stockpile categories listed above shall be classified as "Non-Quality".

RAP containing contaminants, such as earth, brick, sand, concrete, sheet asphalt, bituminous surface treatment (i.e. chip seal), pavement fabric, joint sealants, etc., will be unacceptable unless the contaminants are removed to the satisfaction of the Engineer. Sheet asphalt shall be stockpiled separately.

**1031.03 Testing.** When used in HMA, the RAP shall be sampled and tested either during or after stockpiling.

For testing during stockpiling, washed extraction samples shall be run at the minimum frequency of one sample per 500 tons (450 metric tons) for the first 2000 tons (1800 metric tons) and one sample per 2000 tons (1800 metric tons) thereafter. A minimum of five tests shall be required for stockpiles less than 4000 tons (3600 metric tons).

For testing after stockpiling, the Contractor shall submit a plan for approval to the District proposing a satisfactory method of sampling and testing the RAP pile either in-situ or by restockpiling. The sampling plan shall meet the minimum frequency required above and detail the procedure used to obtain representative samples throughout the pile for testing.

Before extraction, each field sample shall be split to obtain two samples of test sample size. One of the two test samples from the final split shall be labeled and stored for Department use. The Contractor shall extract the other test sample according to Department procedure. The Engineer reserves the right to test any sample (split or Department-taken) to verify Contractor test results.

Evaluation of Test Results. All of the extraction results shall be compiled and averaged for asphalt binder content and gradation and, when applicable  $G_{mm}$ . Individual extraction test results, when compared to the averages, will be accepted if within the tolerances listed below.

Parameter	Homogeneous / Conglomerate	Conglomerate "D" Quality
1 in. (25 mm)		± 5 %
1/2 in. (12.5 mm)	± 8 %	± 15 %
No. 4 (4.75 mm)	± 6 %	± 13 %
No. 8 (2.36 mm)	± 5 %	
No. 16 (1.18 mm)		± 15 %
No. 30 (600 μm)	± 5 %	
No. 200 (75 μm)	± 2.0 %	± 4.0 %
Asphalt Binder	± 0.4 % <sup>1/</sup>	± 0.5 %

1/ The tolerance for fractionated reclaimed asphalt pavement (FRAP) shall be  $\pm 0.3$  %.

If more than 20 percent of the individual sieves are out of the gradation tolerances, or if more than 20 percent of the asphalt binder content test results fall outside the appropriate tolerances, the RAP shall not be used in HMA unless the RAP representing the failing tests is removed from the stockpile. All test data and acceptance ranges shall be sent to the District for evaluation.

With the approval of the Engineer, the ignition oven may be substituted for extractions according to the Illinois Test Procedure, "Calibration of the Ignition Oven for the Purpose of Characterizing Reclaimed Asphalt Pavement (RAP)".

**1031.04 Quality Designation of Aggregate in RAP.** The quality of the RAP shall be set by the lowest quality of coarse aggregate in the RAP stockpile and are designated as follows.

- (a) RAP from Class I, Superpave (High ESAL), or HMA (High ESAL) surface mixtures are designated as containing Class B quality coarse aggregate.
- (b) RAP from Superpave (Low ESAL)/HMA (Low ESAL) IL-19.0L binder and IL-9.5L surface mixtures are designated as Class D quality coarse aggregate.
- (c) RAP from Class I, Superpave (High ESAL), or HMA (High ESAL) binder mixtures, bituminous base course mixtures, and bituminous base course widening mixtures are designated as containing Class C quality coarse aggregate.
- (d) RAP from bituminous stabilized subbase and BAM shoulders are designated as containing Class D quality coarse aggregate.

**1031.05 Use of RAP in HMA.** The use of RAP shall be a Contractor's option when constructing HMA in all contracts. The use of RAP in HMA shall be as follows.

- (a) Coarse Aggregate Size. The coarse aggregate in all RAP shall be equal to or less than the nominal maximum size requirement for the HMA mixture to be produced.
- (b) Steel Slag Stockpiles. RAP stockpiles containing steel slag or other expansive material, as determined by the Department, shall be homogeneous and will be approved for use in HMA (High ESAL and Low ESAL) surface mixtures only.
- (c) Use in HMA Surface Mixtures (High and Low ESAL). RAP stockpiles for use in HMA surface mixtures (High and Low ESAL) shall be homogeneous in which the coarse aggregate is Class B quality or better.
- (d) Use in HMA Binder Mixtures (High and Low ESAL), HMA Base Course, and HMA Base Course Widening. RAP stockpiles for use in HMA binder mixtures (High and Low ESAL), HMA base course, and HMA base course widening shall be homogeneous, or conglomerate, in which the coarse aggregate is Class C quality or better.

- (e) Use in Shoulders and Subbase. RAP stockpiles for use in HMA shoulders and stabilized subbase (HMA) shall be homogeneous, conglomerate, or conglomerate DQ.
- (f) When the Contractor chooses the RAP option, the percentage of RAP shall not exceed the amounts indicated in the table below for a given N Design.

Max RAP Percentage

HMA Mixtures <sup>1/, 3/</sup>	Maximum % RAP			
	Ndesign	Binder/Leveling Binder	Surface	Polymer Modified
30	30	30	10	10
50	25	15	10	10
70	15 / 25 <sup>2/</sup>	10 / 15 <sup>2/</sup>	10	10
90	10	10	10	10
105	10	10	10	10

- 1/ For HMA shoulder and stabilized subbase (HMA) N-30, the amount of RAP shall not exceed 50% of the mixture.
- 2/ Value of Max % RAP if homogeneous RAP stockpile of IL-9.5 RAP is utilized.
- 3/ When RAP exceeds 20 percent, the high and low virgin asphalt binder grades shall each be reduced by one grade (i.e. 25 percent RAP would require a virgin asphalt binder grade of PG64-22 to be reduced to a PG58-28). If warm mix asphalt (WMA) technology is utilized, and production temperatures do not exceed 275°F (135 °C) the grades shall be reduced as follows:

Overlays:

When WMA contains between 20 and 30 percent RAP the high temperature shall be reduced by one grade (i.e. 25 percent RAP would require a virgin asphalt binder grade of PG64-22 to be reduced to a PG58-22). When WMA contains 30 percent or more RAP the high and low temperature grades shall each be reduced by one grade (i.e. 35 percent RAP would require a virgin asphalt binder grade of PG64-22 to be reduced to a PG58-28).

Full Depth:

When WMA contains between 20 and 30 percent RAP, the low temperature shall be reduced by one grade (i.e. 25 percent RAP would require a virgin asphalt binder grade of PG64-22 to be reduced to a PG64-28). When the WMA contains 30 percent or more RAP the high and low temperature grades shall each be reduced by one grade (i.e. 35 percent RAP would require a virgin asphalt binder grade of PG64-22 to be reduced to a PG58-28).

(g) When the Contractor chooses the FRAP option, the percentage of FRAP shall not exceed the amounts indicated in the table below for a given N Design.

Max FRAP Percentage<sup>1/</sup>

HMA Mixtures <sup>2/, 3/</sup>	Maximum % FRAP		
	Ndesign	Binder/Leveling Binder	Surface
30	35	35	10
50	30	25	10
70	25	20	10
90	20	15	10
105	10	10	10

- 1/ Minimum of two fractions for surface and binder applications.
- 2/ For HMA shoulder and stabilized subbase (HMA) N30, the amount of RAP shall not exceed 50 percent of the mixture.
- 3/ When FRAP exceeds 20 percent, the high and low virgin asphalt binder grades shall each be reduced by one grade (i.e. 25 percent RAP would require a virgin asphalt binder grade of PG64-22 to be reduced to a PG58-28). If warm mix asphalt (WMA) technology is utilized, and production temperatures do not exceed 275°F (135 °C) the grades shall be reduced as follows:

Overlays:

When WMA contains between 20 and 30 percent FRAP the high temperature shall be reduced by one grade (i.e. 25 percent FRAP would require a virgin asphalt binder grade of PG64-22 to be reduced to a PG58-22). When WMA contains 30 percent or more FRAP the high and low temperature grades shall each be reduced by one grade (i.e. 35 percent FRAP would require a virgin asphalt binder grade of PG64-22 to be reduced to a PG58-28).

Full Depth:

When WMA contains between 20 and 30 percent FRAP, the low temperature shall be reduced by one grade (i.e. 25 percent FRAP would require a virgin asphalt binder grade of PG64-22 to be reduced to a PG64-28). When the WMA contains 30 percent or more FRAP the high and low temperature grades shall each be reduced by one grade (i.e. 35 percent FRAP would require a virgin asphalt binder grade of PG64-22 to be reduced to a PG58-28).

**1031.06 HMA Mix Designs.** At the Contractor's option, HMA mixtures may be constructed utilizing RAP material meeting the above detailed requirements.

RAP designs shall be submitted for volumetric verification. If additional RAP stockpiles are tested and found that no more than 20 percent of the results, as defined under "Testing" herein,

are outside of the control tolerances set for the original RAP stockpile and HMA mix design, and meets all of the requirements herein, the additional RAP stockpiles may be used in the original mix design at the percent previously verified.

**1031.07 HMA Production.** The coarse aggregate in all RAP used shall be equal to or less than the nominal maximum size requirement for the HMA mixture being produced.

To remove or reduce agglomerated material, a scalping screen, crushing unit, or comparable sizing device approved by the Engineer shall be used in the RAP feed system to remove or reduce oversized material. If material passing the sizing device adversely affects the mix production or quality of the mix, the sizing device shall be set at a size specified by the Engineer.

If the RAP control tolerances or QC/QA test results require corrective action, the Contractor shall cease production of the mixture containing RAP and either switch to the virgin aggregate design or submit a new RAP design.

HMA plants utilizing RAP shall be capable of automatically recording and printing the following information.

(a) Dryer Drum Plants.

- (1) Date, month, year, and time to the nearest minute for each print.
- (2) HMA mix number assigned by the Department.
- (3) Accumulated weight of dry aggregate (combined or individual) in tons (metric tons) to the nearest 0.1 ton (0.1 metric ton).
- (4) Accumulated dry weight of RAP in tons (metric tons) to the nearest 0.1 ton (0.1 metric ton).
- (5) Accumulated mineral filler in revolutions, tons (metric tons), etc. to the nearest 0.1 unit.
- (6) Accumulated asphalt binder in gallons (liters), tons (metric tons), etc. to the nearest 0.1 unit.
- (7) Residual asphalt binder in the RAP material as a percent of the total mix to the nearest 0.1 percent.
- (8) Aggregate and RAP moisture compensators in percent as set on the control panel. (Required when accumulated or individual aggregate and RAP are printed in wet condition.)

(b) Batch Plants.

- (1) Date, month, year, and time to the nearest minute for each print.
- (2) HMA mix number assigned by the Department.
- (3) Individual virgin aggregate hot bin batch weights to the nearest pound (kilogram).
- (4) Mineral filler weight to the nearest pound (kilogram).
- (5) RAP weight to the nearest pound (kilogram).
- (6) Virgin asphalt binder weight to the nearest pound (kilogram).
- (7) Residual asphalt binder in the RAP material as a percent of the total mix to the nearest 0.1 percent.

The printouts shall be maintained in a file at the plant for a minimum of one year or as directed by the Engineer and shall be made available upon request. The printing system will be inspected by the Engineer prior to production and verified at the beginning of each construction season thereafter.

**1031.08 RAP in Aggregate Surface Course and Aggregate Shoulders.** The use of RAP in aggregate surface course and aggregate shoulders shall be as follows.

- (a) Stockpiles and Testing. RAP stockpiles may be any of those listed in Article 1031.02, except "Other". The testing requirements of Article 1031.03 shall not apply.
- (b) Gradation. One hundred percent of the RAP material shall pass the 1 1/2 in. (37.5 mm) sieve. The RAP material shall be reasonably well graded from coarse to fine. RAP material that is gap-graded or single sized will not be accepted."

80172

## REFLECTIVE SHEETING ON CHANNELIZING DEVICES (BDE)

Effective: April 1, 2007

Revised: November 1, 2008

Revise the seventh paragraph of Article 1106.02 of the Standard Specifications to read:

"At the time of manufacturing, the retroreflective prismatic sheeting used on channelizing devices shall meet or exceed the initial minimum coefficient of retroreflection as specified in the following table. Measurements shall be conducted according to ASTM E 810, without averaging. Sheeting used on cones, drums and flexible delineators shall be reboundable as tested according to ASTM D 4956. Prestriped sheeting for rigid substrates on barricades shall be white and orange. The sheeting shall be uniform in color and devoid of streaks throughout the length of each roll. The color shall conform to the latest appropriate standard color tolerance chart issued by the U.S. Department of Transportation, Federal Highway Administration, and to the daytime and nighttime color requirements of ASTM D 4956.

Initial Minimum Coefficient of Retroreflection candelas/foot candle/sq ft (candelas/lux/sq m) of material				
Observation Angle (deg.)	Entrance Angle (deg.)	White	Orange	Fluorescent Orange
0.2	-4	365	160	150
0.2	+30	175	80	70
0.5	-4	245	100	95
0.5	+30	100	50	40"

Revise the first sentence of the first paragraph of Article 1106.02(c) of the Standard Specifications to read:

"Barricades and vertical panels shall have alternating white and orange stripes sloping downward at 45 degrees toward the side on which traffic will pass."

Revise the third sentence of the first paragraph of Article 1106.02(d) of the Standard Specifications to read:

"The bottom panels shall be 8 x 24 in. (200 x 600 mm) with alternating white and orange stripes sloping downward at 45 degrees toward the side on which traffic will pass."

80183



## REINFORCEMENT BARS (BDE)

Effective: November 1, 2005

Revised: April 1, 2009

Revise Article 1006.10(a) of the Standard Specifications to read:

"(a) Reinforcement Bars. Reinforcement bars will be accepted according to the current Bureau of Materials and Physical Research Policy Memorandum, "Reinforcement Bar and/or Dowel Bar Plant Certification Procedure". The Department will maintain an approved list of producers.

(1) Reinforcement Bars (Non-Coated). Reinforcement bars shall be according to ASTM A 706 (A 706M), Grade 60 (420) for deformed bars and the following.

- a. For straight bars furnished in cut lengths and with a well-defined yield point, the yield point shall be determined as the elastic peak load, identified by a halt or arrest of the load indicator before plastic flow is sustained by the bar and dividing it by the nominal cross-sectional area of the bar.
- b. Tensile strength shall be a minimum of 1.20 times the yield strength.
- c. For bars straightened from coils or bars bent from fabrication, there shall be no upper limit on yield strength; and for bar designation Nos. 3 - 6 (10 - 19), the elongation after rupture shall be at least 9%.
- d. Heat Numbers. Bundles or bars at the construction site shall be marked or tagged with heat identification numbers of the bar producer.
- e. Guided Bend Test. Bars may be subject to a guided bend test across two pins which are free to rotate, where the bending force shall be centrally applied with a fixed or rotating pin of a certain diameter as specified in Table 3 of ASTM A 706 (A 706M). The dimensions and clearances of this guided bend test shall be according to ASTM E 190.
- f. Spiral Reinforcement. Spiral reinforcement shall be deformed or plain bars conforming to the above requirements or cold-drawn steel wire conforming to AASHTO M 32.

(2) Epoxy Coated Reinforcement Bars. Epoxy coated reinforcement bars shall be according to Article 1006.10(a)(1) and shall be epoxy coated according to AASHTO M 284 (M 284M) and the following.

- a. Certification. The epoxy coating applicator shall be certified according to the current Bureau of Materials and Physical Research Policy Memorandum, "Epoxy

Coating Plant Certification Procedure". The Department will maintain an approved list.

- b. Coating Thickness. When spiral reinforcement is coated after fabrication, the thickness of the epoxy coating shall be 7 to 20 mils (0.18 to 0.50 mm).
- c. Cutting Reinforcement. Reinforcement bars may be sheared or sawn to length after coating, providing the end damage to the coating does not extend more than 0.5 in. (13 mm) back and the cut is patched before any visible rusting appears. Flame cutting will not be permitted."

80151

## REINFORCEMENT BARS - STORAGE AND PROTECTION (BDE)

Effective: August 1, 2008

Revised: April 1, 2009

Revise Article 508.03 of the Standard Specifications to read:

**508.03 Storage and Protection.** Reinforcement bars shall be stored off the ground using platforms, skids, or other supports; and shall be protected from mechanical injury and from deterioration by exposure. Epoxy coated bars shall be stored on wooden or padded steel cribbing and all systems for handling shall have padded contact areas. The bars or bundles shall not be dragged or dropped.

When epoxy coated bars are stored in a manner where they will be exposed to the weather more than 60 days prior to use, they shall be protected from deterioration such as that caused by sunlight, salt spray, and weather exposure. The protection shall consist of covering with opaque polyethylene sheeting or other suitable opaque material. The covering shall be secured and allow for air circulation around the bars to minimize condensation under the cover.

Covering of the epoxy coated bars will not be required when the bars are installed and tied, or when they are partially incorporated into the concrete."

80206

**SEEDING (BDE)**

Effective: July 1, 2004

Revised: January 1, 2009

Revise the following seeding mixtures shown in Table 1 of Article 250.07 of the Standard Specifications to read:

"Table 1 - SEEDING MIXTURES		
Class – Type	Seeds	lb/acre (kg/hectare)
2 Roadside Mixture 7/	Tall Fescue (Inferno, Tarheel II, Quest, Blade Runner, or Falcon IV)	100 (110)
	Perennial Ryegrass	50 (55)
	Creeping Red Fescue	40 (50)
	Red Top	10 (10)
2A Salt Tolerant Roadside Mixture 7/	Tall Fescue (Inferno, Tarheel II, Quest, Blade Runner, or Falcon IV)	60 (70)
	Perennial Ryegrass	20 (20)
	Red Fescue (Audubon, Sea Link, or Epic)	30 (20)
	Hard Fescue (Rescue 911, Spartan II, or Reliant IV)	30 (20)
	Fults Salt Grass 1/	60 (70)"

Revise Note 7 of Table 1 – Seeding Mixtures of Article 250.07 of the Standard Specifications to read:

"7/ In Districts 1 through 6, the planting times shall be April 1 to June 15 and August 1 to November 1. In Districts 7 through 9, the planting times shall be March 1 to June 1 and August 1 to November 15. Seeding may be performed outside these dates provided the Contractor guarantees a minimum of 75 percent uniform growth over the entire seeded area(s) after a period of establishment. Inspection dates for the period of establishment will be as follows: Seeding conducted in Districts 1 through 6 between June 16 and July 31 will be inspected after April 15 and seeding conducted between November 2 and March 31 will be inspected after September 15. Seeding conducted in Districts 7 through 9 between June 2 and July 31 will be inspected after April 15 and seeding conducted between November 16 and February 28 will be inspected after September 15. The guarantee shall be submitted to the Engineer in writing prior to performing the work. After the period of establishment, areas not exhibiting 75 percent uniform growth shall be interseeded or reseeded, as determined by the Engineer, at no additional cost to the Department."

Revise Table II of Article 1081.04(c)(6) of the Standard Specifications to read:

TABLE II						
Variety of Seeds	Hard Seed %	Purity %	Pure Live Seed %	Weed %	Secondary * Noxious Weeds No. per oz (kg)	Notes
	Max.	Min.	Min.	Max.	Max. Permitted	
Alfalfa	20	92	89	0.50	6 (211)	1/
Clover, Alsike	15	92	87	0.30	6 (211)	2/
Red Fescue, Audubon	0	97	82	0.10	3 (105)	-
Red Fescue, Creeping	-	97	82	1.00	6 (211)	-
Red Fescue, Epic	-	98	83	0.05	1 (35)	-
Red Fescue, Sea Link	-	98	83	0.10	3 (105)	-
Tall Fescue, Blade Runner	-	98	83	0.10	2 (70)	-
Tall Fescue, Falcon IV	-	98	83	0.05	1 (35)	-
Tall Fescue, Inferno	0	98	83	0.10	2 (70)	-
Tall Fescue, Tarheel II	-	97	82	1.00	6 (211)	-
Tall Fescue, Quest	0	98	83	0.10	2 (70)	-
Fults Salt Grass	0	98	85	0.10	2 (70)	-
Kentucky Bluegrass	-	97	80	0.30	7 (247)	4/
Oats	-	92	88	0.50	2 (70)	3/
Redtop	-	90	78	1.80	5 (175)	3/
Ryegrass, Perennial, Annual	-	97	85	0.30	5 (175)	3/
Rye, Grain, Winter	-	92	83	0.50	2 (70)	3/
Hard Fescue, Reliant IV	-	98	83	0.05	1 (35)	-
Hard Fescue, Rescue 911	0	97	82	0.10	3 (105)	-
Hard Fescue, Spartan II	-	98	83	0.10	3 (105)	-
Timothy	-	92	84	0.50	5 (175)	3/
Wheat, hard Red Winter	-	92	89	0.50	2 (70)	3/

Revise the first sentence of the first paragraph of Article 1081.04(c)(7) of the Standard Specifications to read:

"The seed quantities indicated per acre (hectare) for Prairie Grass Seed in Classes 3, 3A, 4, 4A, 6, and 6A in Article 250.07 shall be the amounts of pure, live seed per acre (hectare) for each species listed."

80131

## SELF-CONSOLIDATING CONCRETE FOR PRECAST PRODUCTS (BDE)

Effective: July 1, 2004

Revised: January 1, 2007

Definition. Self-consolidating concrete is a flowable mixture that does not require mechanical vibration for consolidation.

Usage. Self-consolidating concrete may be used for precast concrete products.

Materials. Materials shall be according to Section 1021 of the Standard Specifications.

Mix Design Criteria. The mix design criteria shall be as follows:

- (a) The minimum cement factor shall be according to Article 1020.04 of the Standard Specifications. If the maximum cement factor is not specified, it shall not exceed 7.05 cwt/cu yd (418 kg/cu m).
- (b) The maximum allowable water/cement ratio shall be according to Article 1020.04 of the Standard Specifications or 0.44, whichever is lower.
- (c) The slump requirements of Article 1020.04 of the Standard Specifications shall not apply.
- (d) The coarse aggregate gradations shall be CA 13, CA 14, CA 16, or a blend of these gradations. CA 11 may be used when the Contractor provides satisfactory evidence to the Engineer that the mix will not segregate. The fine aggregate proportion shall be a maximum 50 percent by weight (mass) of the total aggregate used.
- (e) The slump flow range shall be  $\pm 2$  in. ( $\pm 50$  mm) of the Contractor target value, and within the overall Department range of 20 in. (510 mm) minimum to 28 in. (710 mm) maximum.
- (f) The visual stability index shall be a maximum of 1.
- (g) The J-ring value shall be a maximum of 4 in. (100 mm). The Contractor may specify a lower maximum in the mix design.
- (h) The L-box blocking ratio shall be a minimum of 60 percent. The Contractor may specify a higher minimum in the mix design.
- (i) The column segregation index shall be a maximum 15 percent.
- (j) The hardened visual stability index shall be a maximum of 1.

Placing and Consolidating. The maximum distance of horizontal flow from the point of deposit shall be 25 ft (7.6 m), unless approved otherwise by the Engineer.

Concrete shall be rodded with a piece of lumber, conduit, or vibrator if the material has lost its fluidity prior to placement of additional concrete. The vibrator shall be the pencil head type with a maximum diameter or width of 1 in. (25 mm). Any other method for restoring the fluidity of the concrete shall be approved by the Engineer.

Mix Design Approval. The Contractor shall obtain mix design approval according to the Department's Policy Memorandum "Quality Control/Quality Assurance Program for Precast Concrete Products".

80132

## **SIGN PANELS AND SIGN PANEL OVERLAYS (BDE)**

Effective: November 1, 2008

Description. This work shall consist of furnishing, fabricating, and installing sign panels and/or sign panel overlays. Work shall be according to Sections 720 and 721 of the Standard Specifications, except as modified herein.

Materials. Type AP and AZ sheeting shall meet the requirements of the special provision, "Retroreflective Sheeting, Nonreflective Sheeting, and Translucent Overlay Film for Highway Signs". Type ZZ sheeting shall meet the requirements of the special provision, "Type ZZ Retroreflective Sheeting, Nonreflective Sheeting, and Translucent Overlay Film for Highway Signs".

The sheeting for the background, legend, border, shields, and symbols shall be provided by the same manufacturer.

### CONSTRUCTION REQUIREMENTS

Fabrication. Signs shall be fabricated according to the current Bureau of Operations Policy Memorandum, "Fabrication of Highway Signs", the MUTCD, the FHWA Standard Highway Signs manual, the Illinois standard highway signs, and as shown on the plans.

Signs shall be fabricated such that the material for the background, legend, border, shields, and symbols is applied in the preferred orientation for the maximum retroreflectivity per the manufacturer's recommendation. The nesting of legend, border, shields, or symbols will not be permitted.

80212



**SILT FILTER FENCE (BDE)**

Effective: January 1, 2008

For silt filter fence fabric only, revise Article 1080.02 of the Standard Specifications to read:

**“1080.02 Geotextile Fabric.** The fabric for silt filter fence shall be a woven fabric meeting the requirements of AASHTO M 288 for unsupported silt fence with less than 50 percent geotextile elongation.”

Replace the last sentence of Article 1081.15(b) of the Standard Specifications with the following:

“Silt filter fence stakes shall be a minimum of 4 ft (1.2 m) long and made of either wood or metal. Wood stakes shall be 2 in. x 2 in. (50 mm x 50 mm). Metal stakes shall be a standard T or U shape having a minimum weight (mass) of 1.32 lb/ft (600 g/300 mm).”

80197

## STEEL COST ADJUSTMENT (BDE) (RETURN FORM WITH BID)

Effective: April 2, 2004  
Revised: April 1, 2009

Description. Steel cost adjustments will be made to provide additional compensation to the Contractor, or a credit to the Department, for fluctuations in steel prices when optioned by the Contractor. The bidder shall indicate on the attached form whether or not this special provision will be part of the contract and submit the completed form with his/her bid. Failure to submit the form or failure to indicate contract number, company name, and sign and date the form shall make this contract exempt of steel cost adjustments for all items of steel. Failure to indicate "Yes" for any item of work will make that item of steel exempt from steel cost adjustment.

Types of Steel Products. An adjustment will be made for fluctuations in the cost of steel used in the manufacture of the following items:

- Metal Piling (excluding temporary sheet piling)
- Structural Steel
- Reinforcing Steel

Other steel materials such as dowel bars, tie bars, mesh reinforcement, guardrail, steel traffic signal and light poles, towers and mast arms, metal railings (excluding wire fence), and frames and grates will be subject to a steel cost adjustment when the pay items they are used in has a contract value of \$10,000 or greater.

Documentation. Sufficient documentation shall be furnished to the Engineer to verify the following:

- (a) The dates and quantity of steel, in lb (kg), shipped from the mill to the fabricator.
- (b) The quantity of steel, in lb (kg), incorporated into the various items of work covered by this special provision. The Department reserves the right to verify submitted quantities.

Method of Adjustment. Steel cost adjustments will be computed as follows:

$$SCA = Q \times D$$

Where: SCA = steel cost adjustment, in dollars  
Q = quantity of steel incorporated into the work, in lb (kg)  
D = price factor, in dollars per lb (kg)

$$D = MPI_M - MPI_L$$

Where:  $MPI_M$  = The Materials Cost Index for steel as published by the Engineering News-Record for the month the steel is shipped from the mill. The indices will be converted from dollars per 100 lb to dollars per lb (kg).

$MPI_L =$  The Materials Cost Index for steel as published by the Engineering News-Record for the month prior to the letting. The indices will be converted from dollars per 100 lb to dollars per lb (kg).

The unit weights (masses) of steel that will be used to calculate the steel cost adjustment for the various items are shown in the attached table.

No steel cost adjustment will be made for any products manufactured from steel having a mill shipping date prior to the letting date.

If the Contractor fails to provide the required documentation, the method of adjustment will be calculated as described above; however, the  $MPI_M$  will be based on the date the steel arrives at the job site. In this case, an adjustment will only be made when there is a decrease in steel costs.

Basis of Payment. Steel cost adjustments may be positive or negative but will only be made when there is a difference between the  $MPI_L$  and  $MPI_M$  in excess of five percent, as calculated by:

$$\text{Percent Difference} = \{(MPI_L - MPI_M) \div MPI_L\} \times 100$$

Steel cost adjustments will be calculated by the Engineer and will be paid or deducted when all other contract requirements for the items of work are satisfied. Adjustments will only be made for fluctuations in the cost of the steel as described herein. No adjustment will be made for changes in the cost of manufacturing, fabrication, shipping, storage, etc.

The adjustments shall not apply during contract time subject to liquidated damages for completion of the entire contract.

Attachment

Item	Unit Mass (Weight)
Metal Piling (excluding temporary sheet piling)	
Furnishing Metal Pile Shells 12 in. (305 mm), 0.179 in. (3.80 mm) wall thickness)	23 lb/ft (34 kg/m)
Furnishing Metal Pile Shells 12 in. (305 mm), 0.250 in. (6.35 mm) wall thickness)	32 lb/ft (48 kg/m)
Furnishing Metal Pile Shells 14 in. (356 mm), 0.250 in. (6.35 mm) wall thickness)	37 lb/ft (55 kg/m)
Other piling	See plans
Structural Steel	See plans for weights (masses)
Reinforcing Steel	See plans for weights (masses)
Dowel Bars and Tie Bars	6 lb (3 kg) each
Mesh Reinforcement	63 lb/100 sq ft (310 kg/sq m)
Guardrail	
Steel Plate Beam Guardrail, Type A w/steel posts	20 lb/ft (30 kg/m)
Steel Plate Beam Guardrail, Type B w/steel posts	30 lb/ft (45 kg/m)
Steel Plate Beam Guardrail, Types A and B w/wood posts	8 lb/ft (12 kg/m)
Steel Plate Beam Guardrail, Type 2	305 lb (140 kg) each
Steel Plate Beam Guardrail, Type 6	1260 lb (570 kg) each
Traffic Barrier Terminal, Type 1 Special (Tangent)	730 lb (330 kg) each
Traffic Barrier Terminal, Type 1 Special (Flared)	410 lb (185 kg) each
Steel Traffic Signal and Light Poles, Towers and Mast Arms	
Traffic Signal Post	11 lb/ft (16 kg/m)
Light Pole, Tenon Mount and Twin Mount, 30 - 40 ft (9 - 12 m)	14 lb/ft (21 kg/m)
Light Pole, Tenon Mount and Twin Mount, 45 - 55 ft (13.5 - 16.5 m)	21 lb/ft (31 kg/m)
Light Pole w/Mast Arm, 30 - 50 ft (9 - 15.2 m)	13 lb/ft (19 kg/m)
Light Pole w/Mast Arm, 55 - 60 ft (16.5 - 18 m)	19 lb/ft (28 kg/m)
Light Tower w/Luminaire Mount, 80 - 110 ft (24 - 33.5 m)	31 lb/ft (46 kg/m)
Light Tower w/Luminaire Mount, 120 - 140 ft (36.5 - 42.5 m)	65 lb/ft (97 kg/m)
Light Tower w/Luminaire Mount, 150 - 160 ft (45.5 - 48.5 m)	80 lb/ft (119 kg/m)
Metal Railings (excluding wire fence)	
Steel Railing, Type SM	64 lb/ft (95 kg/m)
Steel Railing, Type S-1	39 lb/ft (58 kg/m)
Steel Railing, Type T-1	53 lb/ft (79 kg/m)
Steel Bridge Rail	52 lb/ft (77 kg/m)
Frames and Grates	
Frame	250 lb (115 kg)
Lids and Grates	150 lb (70 kg)

Return With Bid

**ILLINOIS DEPARTMENT  
OF TRANSPORTATION**

**OPTION FOR  
STEEL COST ADJUSTMENT**

The bidder shall submit this completed form with his/her bid. Failure to submit the form or properly complete contract number, company name, and sign and date the form shall make this contract exempt of steel cost adjustments for all items of steel. Failure to indicate "Yes" for any item of work will make that item of steel exempt from steel cost adjustment. After award, this form, when submitted shall become part of the contract.

**Contract No.:** \_\_\_\_\_

**Company Name:** \_\_\_\_\_

**Contractor's Option:**

Is your company opting to include this special provision as part of the contract plans for the following items of work?

- Metal Piling Yes
- Structural Steel Yes
- Reinforcing Steel Yes
- Dowel Bars, Tie Bars and Mesh Reinforcement Yes
- Guardrail Yes
- Steel Traffic Signal and Light Poles, Towers and Mast Arms Yes
- Metal Railings (excluding wire fence) Yes
- Frames and Grates Yes

**Signature:** \_\_\_\_\_ **Date:** \_\_\_\_\_

**STONE GRADATION TESTING (BDE)**

Effective: November 1, 2007

Revise the first sentence of note 1/ of the Erosion Protection and Sediment Control Gradations table of Article 1005.01(c)(1) of the Standard Specifications to read:

"A maximum of 15 percent of the total test sample by weight may be oversize material."

80191

**SUBCONTRACTOR MOBILIZATION PAYMENTS (BDE)**

Effective: April 2, 2005

To account for the preparatory work and operations necessary for the movement of subcontractor personnel, equipment, supplies, and incidentals to the project site and for all other work or operations that must be performed or costs incurred when beginning work approved for subcontracting in accordance with Article 108.01 of the Standard Specifications, the Contractor shall make a mobilization payment to each subcontractor.

This mobilization payment shall be made at least 14 days prior to the subcontractor starting work. The amount paid shall be equal to 3 percent of the amount of the subcontract reported on form BC 260A submitted for the approval of the subcontractor's work.

This provision shall be incorporated directly or by reference into each subcontract approved by the Department.

80143

## TEMPORARY EROSION CONTROL (BDE)

Effective: November 1, 2002

Revised: January 1, 2008

Revise the third paragraph of Article 280.03 of the Standard Specifications to read:

“Erosion control systems shall be installed prior to beginning any activities which will potentially create erodible conditions. Erosion control systems for areas outside the limits of construction such as storage sites, plant sites, waste sites, haul roads, and Contractor furnished borrow sites shall be installed prior to beginning soil disturbing activities at each area. These offsite systems shall be designed by the Contractor and be subject to the approval of the Engineer.”

Add the following paragraph after the third paragraph of Article 280.03 of the Standard Specifications:

“The temporary erosion and sediment control systems shown on the plans represent the minimum systems anticipated for the project. Conditions created by the Contractor’s operations, or for the Contractor’s convenience, which are not covered by the plans, shall be protected as directed by the Engineer at no additional cost to the Department. Revisions or modifications of the erosion and sediment control systems shall have the Engineer’s written approval.”

Add the following paragraph after the ninth paragraph of Article 280.07 of the Standard Specifications:

“Temporary or permanent erosion control systems required for areas outside the limits of construction will not be measured for payment.”

Delete the tenth (last) paragraph of Article 280.08 of the Standard Specifications.

80087



**WORKING DAYS (BDE)**

Effective: January 1, 2002

The Contractor shall complete the work within 130 working days.

80071

**WOVEN WIRE FENCE (BDE)**

Effective: April 1, 2008

Revise Article 1006.28(a) of the Standard Specifications to read:

“(a) Woven Wire Fencing. Woven wire fencing shall be according to AASHTO M 279. The Design Number of the fence fabric shall be either 939-6-11, Grade 60 or 939-6-12 1/2, Grade 125. The metallic coating shall be either Type A or Type Z, Class 3.”

80204

## **SURFACE PREPARATION AND PAINTING REQUIREMENTS FOR WEATHERING STEEL**

Effective: November 21, 1997

Revised: March 6, 2009

Description. This work consists of surface preparation of structural steel on bridges built with AASHTO Grade 50W (AASHTO M270M Grade 345W) weathering steel. Also included is the protection and cleaning of the substructure.

Paint systems. When painting of the structural steel or portions thereof is specified on the plans, unless noted otherwise the Contractor shall have the option of using a shop and field applied paint system or a full shop applied system. When fabrication and erection of structural steel are accomplished under separate contracts, the entire paint system shall be shop applied as part of the fabrication contract. Cleaning and painting shall be according to the Special Provision for "Cleaning and Painting New Metal Structures" except as modified herein.

- a) Shop and Field Applied Paint System. When the primer is to be shop applied and the intermediate and top coats field applied the Inorganic Zinc Rich/ Acrylic/ Acrylic Paint System shall be used.
- b) Shop Applied Paint System. When the primer, intermediate and top coats are all to be shop applied the Organic Zinc Rich/ Epoxy/ Urethane Paint System shall be used.
- c) The galvanizing requirement of Article 506.04(j) of the Standard Specifications shall not apply to AASHTO M164 (M164M) Type 3 bolts.
- d) All materials for the paint system used shall be supplied by the same paint manufacturer. The color of the finish coat supplied shall match the Federal Color Standard 595a 20045.

### **Construction Requirements**

Surface Preparation. All steel shall be cleaned of any surface contamination according to SSPC-SP1 (Solvent Cleaning) and then given a blast cleaning according to SSPC-SP6 (Commercial Blast Cleaning) except areas to be painted shall be given a blast cleaning according to SSPC-SP10 (Near-White Blast Cleaning).

Water Washing. After blasting and painting, all areas of the steel to remain unpainted shall be sprayed with a stream of potable water to ensure uniform weathering.

Protection and Cleaning of Substructure. The piers and abutments shall be protected during construction to prevent rust staining of the concrete. This can be accomplished by temporarily wrapping the piers and abutments with polyethylene covering. Any rust staining of the piers or abutments shall be cleaned to satisfaction of the Engineer after the bridge deck is complete.

Basis of Payment. Surface preparation of structural steel, protection and cleaning of the substructure and painting of structural steel when specified will be considered as included in the

| cost for fabrication, or fabrication and erection, of structural steel and will not be paid for separately.

**REQUIRED CONTRACT PROVISIONS  
FEDERAL-AID CONSTRUCTION CONTRACTS**

	Page
I. General .....	1
II. Nondiscrimination .....	1
III. Nonsegregated Facilities .....	3
IV. Payment of Predetermined Minimum Wage.....	3
V. Statements and Payrolls .....	5
VI. Record of Materials, Supplies, and Labor.....	6
VII. Subletting or Assigning the Contract.....	6
VIII. Safety: Accident Prevention .....	7
IX. False Statements Concerning Highway Projects.....	7
X. Implementation of Clean Air Act and Federal Water Pollution Control Act .....	7
XI. Certification Regarding Debarment, Suspension, Ineligibility, and Voluntary Exclusion .....	8
XII. Certification Regarding Use of Contract Funds for Lobbying .....	9

**ATTACHMENTS**

**A. Employment Preference for Appalachian Contracts  
(included in Appalachian contracts only)**

**I. GENERAL**

1. These contract provisions shall apply to all work performed on the contract by the contractor's own organization and with the assistance of workers under the contractor's immediate superintendence and to all work performed on the contract by piecework, station work, or by subcontract.
2. Except as otherwise provided for in each section, the contractor shall insert in each subcontract all of the stipulations contained in these Required Contract Provisions, and further require their inclusion in any lower tier subcontract or purchase order that may in turn be made. The Required Contract Provisions shall not be incorporated by reference in any case. The prime contractor shall be responsible for compliance by any subcontractor or lower tier subcontractor with these Required Contract Provisions.
3. A breach of any of the stipulations contained in these Required Contract Provisions shall be sufficient grounds for termination of the contract.
4. A breach of the following clauses of the Required Contract Provisions may also be grounds for debarment as provided in 29 CFR 5.12:

Section I, paragraph 2;  
Section IV, paragraphs 1, 2, 3, 4 and 7;  
Section V, paragraphs 1 and 2a through 2g.

5. Disputes arising out of the labor standards provisions of Section IV (except paragraph 5) and Section V of these Required Contract Provisions shall not be subject to the general disputes clause of this contract. Such disputes shall be resolved in accordance with the procedures of the U.S. Department of Labor (DOL) as set forth in 29 CFR 5, 6 and 7. Disputes within the meaning of this clause include disputes between the contractor (or any of its subcontractors) and the contracting agency, the DOL, or the contractor's employees or their representatives.

6. Selection of Labor: During the performance of this contract, the contractor shall not:

- a. Discriminate against labor from any other State, possession, or territory of the United States (except for employment preference for Appalachian contracts, when applicable, as specified in Attachment A), or

- b. Employ convict labor for any purpose within the limits of the project unless it is labor performed by convicts who are on parole, supervised release, or probation.

**II. NONDISCRIMINATION**

(Applicable to all Federal-aid construction contracts and to all related subcontracts of \$10,000 or more.)

**1. Equal Employment Opportunity:** Equal employment opportunity (EEO) requirements not to discriminate and to take affirmative action to assure equal opportunity as set forth under laws, executive orders, rules, regulations (28 CFR 35, 29 CFR 1630 and 41 CFR 60 (and orders of the Secretary of Labor as modified by the provisions prescribed herein, and imposed pursuant to 23 U.S.C. 140 shall constitute the EEO and specific affirmative action standards for the contractor's project activities under this contract. The Equal Opportunity Construction Contract Specifications set forth under 41 CFR 60-4.3 and the provisions of the American Disabilities Act of 1990 (42 U.S.C. 12101 et seq.) set forth under 28 CFR 35 and 29 CFR 1630 are incorporated by reference in this contract. In the execution of this contract, the contractor agrees to comply with the following minimum specific requirement activities of EEO:

- a. The contractor will work with the State highway agency (SHA) and the Federal Government in carrying out EEO obligations and in their review of his/her activities under the contract.
- b. The contractor will accept as his operating policy the following statement: "It is the policy of this Company to assure that applicants are employed, and that employees are treated during employment, without regard to their race, religion, sex, color, national origin, age or disability. Such action shall include: employment, upgrading, demotion, or transfer; recruitment or recruitment advertising; layoff or termination; rates of pay or other forms of compensation; and selection for training, including apprenticeship, preapprenticeship, and/or on-the-job-training."

**2. EEO Officer:** The contractor will designate and make known to the SHA contracting officers an EEO Officer who will have the responsibility for an must be capable of effectively administering and promoting an active contractor program of EEO and who must be assigned adequate authority and responsibility to do so.

**3. Dissemination of Policy:** All members of the contractor's staff who are authorized to hire, supervise, promote, and discharge employees, or who recommend such action, or who are substantially involved in such action, will be made fully cognizant of, and will implement, the contractor's EEO policy and contractual responsibilities to provide EEO in each grade and classification of employment. To ensure that the above agreement will be met, the following actions will be taken as a minimum:

- a. Periodic meetings of supervisory and personnel office employees will be conducted before the start of work and then not less often than once every six months, at which time the contractor's EEO policy and its implementation will be reviewed and explained. The meetings will be conducted by the EEO Officer.
- b. All new supervisory or personnel office employees will be given a thorough indoctrination by the EEO Officer, covering all major aspects of the contractor's EEO obligations within thirty days following their reporting for duty with the contractor.
- c. All personnel who are engaged in direct recruitment for the project will be instructed by the EEO Officer in the contractor's procedures for locating and hiring minority group employees.
- d. Notices and posters setting forth the contractor's EEO policy will be placed in areas readily accessible to employees,

applicants for employment and potential employees.

e. The contractor's EEO policy and the procedures to implement such policy will be brought to the attention of employees by means of meetings, employee handbooks, or other appropriate means.

**4. Recruitment:** When advertising for employees, the contractor will include in all advertisements for employees the notation: "An Equal Opportunity Employer." All such advertisements will be placed in publications having a large circulation among minority groups in the area from which the project work force would normally be derived.

a. The contractor will, unless precluded by a valid bargaining agreement, conduct systematic and direct recruitment through public and private employees referral sources likely to yield qualified minority group applicants. To meet this requirement, the contractor will identify sources of potential minority group employees, and establish which such identified sources procedures whereby minority group applicants may be referred to the contractor for employment consideration.

b. In the event the contractor has a valid bargaining agreement providing for exclusive hiring hall referrals, he is expected to observe the provisions of that agreement to the extent that the system permits the contractor's compliance with EEO contract provisions. (The DOL has held that where implementation of such agreements have the effect of discriminating against minorities or women, or obligates the contractor to do the same, such implementation violates Executive Order 11246, as amended.)

c. The contractor will encourage his present employees to refer minority group applicants for employment. Information and procedures with regard to referring minority group applicants will be discussed with employees.

**5. Personnel Actions:** Wages, working conditions, and employee benefits shall be established and administered, and personnel actions of every type, including hiring, upgrading, promotion, transfer, demotion, layoff, and termination, shall be taken without regard to race, color, religion, sex, national origin, age or disability. The following procedures shall be followed:

a. The contractor will conduct periodic inspections of project sites to insure that working conditions and employee facilities do not indicate discriminatory treatment of project site personnel.

b. The contractor will periodically evaluate the spread of wages paid within each classification to determine any evidence of discriminatory wage practices.

c. The contractor will periodically review selected personnel actions in depth to determine whether there is evidence of discrimination. Where evidence is found, the contractor will promptly take corrective action. If the review indicates that the discrimination may extend beyond the actions reviewed, such corrective action shall include all affected persons.

d. The contractor will promptly investigate all complaints of alleged discrimination made to the contractor in connection with his obligations under this contract, will attempt to resolve such complaints, and will take appropriate corrective action within a reasonable time. If the investigation indicates that the discrimination may affect persons other than the complainant, such corrective action shall include such other persons. Upon completion of each investigation, the contractor will inform every complainant of all of his avenues of appeal.

#### **6. Training and Promotion:**

a. The contractor will assist in locating, qualifying, and increasing the skills of minority group and women employees, and applicants for employment.

b. Consistent with the contractor's work force requirements and as permissible under Federal and State regulations, the contractor shall make full use of training programs, i.e., apprenticeship, and on-the-job training programs for the geographical area of contract performance. Where feasible, 25 percent of apprentices or trainees in each occupation shall be

in their first year of apprenticeship or training. In the event a special provision for training is provided under this contract, this subparagraph will be superseded as indicated in the special provision.

c. The contractor will advise employees and applicants for employment of available training programs and entrance requirements for each.

d. The contractor will periodically review the training and promotion potential of minority group and women employees and will encourage eligible employees to apply for such training and promotion.

**7. Unions:** If the contractor relies in whole or in part upon unions as a source of employees, the contractor will use his/her best efforts to obtain the cooperation of such unions to increase opportunities for minority groups and women within the unions, and to effect referrals by such unions of minority and female employees. Actions by the contractor either directly or through a contractor's association acting as agent will include the procedures set forth below:

a. The contractor will use best efforts to develop, in cooperation with the unions, joint training programs aimed toward qualifying more minority group members and women for membership in the unions and increasing the skills of minority group employees and women so that they may qualify for higher paying employment.

b. The contractor will use best efforts to incorporate an EEO clause into each union agreement to the end that such union will be contractually bound to refer applicants without regard to their race, color, religion, sex, national origin, age or disability.

c. The contractor is to obtain information as to the referral practices and policies of the labor union except that to the extent such information is within the exclusive possession of the labor union and such labor union refuses to furnish such information to the contractor, the contractor shall so certify to the SHA and shall set forth what efforts have been made to obtain such information.

d. In the event the union is unable to provide the contractor with a reasonable flow of minority and women referrals within the time limit set forth in the collective bargaining agreement, the contractor will, through independent recruitment efforts, fill the employment vacancies without regard to race, color, religion, sex, national origin, age or disability; making full efforts to obtain qualified and/or qualifiable minority group persons and women. (The DOL has held that it shall be no excuse that the union with which the contractor has a collective bargaining agreement providing for exclusive referral failed to refer minority employees.) In the event the union referral practice prevents the contractor from meeting the obligations pursuant to Executive Order 11246, as amended, and these special provisions, such contractor shall immediately notify the SHA.

**8. Selection of Subcontractors, Procurement of Materials and Leasing of Equipment:** The contractor shall not discriminate on the grounds of race, color, religion, sex, national origin, age or disability in the selection and retention of subcontractors, including procurement of materials and leases of equipment.

a. The contractor shall notify all potential subcontractors and suppliers of his/her EEO obligations under this contract.

b. Disadvantaged business enterprises (DBE), as defined in 49 CFR 23, shall have equal opportunity to compete for and perform subcontracts which the contractor enters into pursuant to this contract. The contractor will use his best efforts to solicit bids from

and to utilize DBE subcontractors or subcontractors with meaningful

minority group and female representation among their employees.

Contractors shall obtain lists of DBE construction firms from SHA

personnel.

c. The contractor will use his best efforts to ensure subcontractor compliance with their EEO obligations.

**9. Records and Reports:** The contractor shall keep such records as necessary to document compliance with the EEO requirements. Such records shall be retained for a period of three years following completion of the contract work and shall be available at reasonable times and places for inspection by authorized representatives of the SHA and the FHWA.

a. The records kept by the contractor shall document the following:

(1) The number of minority and non-minority group members and women employed in each work classification on the project;

(2) The progress and efforts being made in cooperation with unions, when applicable, to increase employment opportunities for minorities and women;

(3) The progress and efforts being made in locating, hiring, training,

qualifying, and upgrading minority and female employees; and

(4) The progress and efforts being made in securing the services of

DBE subcontractors or subcontractors with meaningful minority and

female representation among their employees.

b. The contractors will submit an annual report to the SHA each July for the duration of the project, indicating the number of minority, women, and non-minority group employees currently engaged in each work classification required by the contract work. This information is to be reported on Form FHWA-1391. If on-the-job training is being required by special provision, the contractor will be required to collect and report training data.

### III. NONSEGREGATED FACILITIES

(Applicable to all Federal-aid construction contracts and to all related subcontracts of \$10,000 or more.)

a. By submission of this bid, the execution of this contract or subcontract, or the consummation of this material supply agreement or purchase order, as appropriate, the bidder, Federal-aid construction contractor, subcontractor, material supplier, or vendor, as appropriate, certifies that the firm does not maintain or provide for its employees any segregated facilities at any of its establishments, and that the firm does not permit its employees to perform their services at any location, under its control, where segregated facilities are maintained. The firm agrees that a breach of this certification is a violation of the EEO provisions of this contract. The firm further certifies that no employee will be denied access to adequate facilities on the basis of sex or disability.

b. As used in this certification, the term "segregated facilities" means any waiting rooms, work areas, restrooms and washrooms, restaurants and other eating areas, timeclocks, locker rooms, and other storage or dressing areas, parking lots, drinking fountains, recreation or entertainment areas, transportation, and housing facilities provided for employees which are segregated by explicit directive, or are, in fact, segregated on the basis of race, color, religion, national origin, age or disability, because of habit, local custom, or otherwise. The only exception will be for the disabled when the demands for accessibility override (e.g. disabled parking).

c. The contractor agrees that it has obtained or will obtain identical certification from proposed subcontractors or material suppliers prior to award of subcontracts or consummation of material supply agreements of \$10,000 or more and that it will retain such certifications in its files.

### IV. PAYMENT OF PREDETERMINED MINIMUM WAGE

(Applicable to all Federal-aid construction contracts exceeding \$2,000 and to all related subcontracts, except for projects located

on roadways classified as local roads or rural minor collectors, which are exempt.)

#### 1. General:

a. All mechanics and laborers employed or working upon the site of the work will be paid unconditionally and not less often than once a week and without subsequent deduction or rebate on any account [except such payroll deductions as are permitted by regulations (29 CFR 3) issued by the Secretary of Labor under the Copeland Act (40 U.S.C. 276c)] the full amounts of wages and bona fide fringe benefits (or cash equivalents thereof) due at time of payment. The payment shall be computed at wage rates not less than those contained in the wage determination of the Secretary of Labor (hereinafter "the wage determination") which is attached hereto and made a part hereof, regardless of any contractual relationship which may be alleged to exist between the contractor or its subcontractors and such laborers and mechanics. The wage determination (including any additional classifications and wage rates conformed under paragraph 2 of this Section IV and the DOL poster (WH-1321) or Form FHWA-1495) shall be posted at all times by the contractor and its subcontractors at the site of the work in a prominent and accessible place where it can be easily seen by the workers. For the purpose of this Section, contributions made or costs reasonably anticipated for bona fide fringe benefits under Section 1(b)(2) of the Davis-Bacon Act (40 U.S.C. 276a) on behalf of laborers or mechanics are considered wages paid to such laborers or mechanics, subject to the provisions of Section IV, paragraph 3b, hereof. Also, for the purpose of this Section, regular contributions made or costs incurred for more than a weekly period (but not less often than quarterly) under plans, funds, or programs, which cover the particular weekly period, are deemed to be constructively made or incurred during such weekly period. Such laborers and mechanics shall be paid the appropriate wage rate and fringe benefits on the wage determination for the classification of work actually performed, without regard to skill, except as provided in paragraphs 4 and 5 of this Section IV.

b. Laborers or mechanics performing work in more than one classification may be compensated at the rate specified for each classification for the time actually worked therein, provided, that the employer's payroll records accurately set forth the time spent in each classification in which work is performed.

c. All rulings and interpretations of the Davis-Bacon Act and related acts contained in 29 CFR 1, 3, and 5 are herein incorporated by reference in this contract.

#### 2. Classification:

a. The SHA contracting officer shall require that any class of laborers or mechanics employed under the contract, which is not listed in the wage determination, shall be classified in conformance with the wage determination.

b. The contracting officer shall approve an additional classification, wage rate and fringe benefits only when the following criteria have been met:

(1) the work to be performed by the additional classification requested is not performed by a classification in the wage determination;

(2) the additional classification is utilized in the area by the construction industry;

(3) the proposed wage rate, including any bona fide fringe benefits, bears a reasonable relationship to the wage rates contained in the wage determination; and

(4) with respect to helpers, when such a classification prevails in the area in which the work is performed.

c. If the contractor or subcontractors, as appropriate, the laborers and mechanics (if known) to be employed in the additional classification or their representatives, and the

contracting officer agree on the classification and wage rate (including the amount designated for fringe benefits where appropriate), a report of the action taken shall be sent by the contracting officer to the DOL, Administrator of the Wage and Hour Division, Employment Standards Administration, Washington, D.C. 20210. The Wage and Hour Administrator, or an authorized representative, will approve, modify, or disapprove every additional classification action within 30 days of receipt and so advise the contracting officer or will notify the contracting officer within the 30-day period that additional time is necessary.

d. In the event the contractor or subcontractors, as appropriate, the laborers or mechanics to be employed in the additional classification or their representatives, and the contracting officer do not agree on the proposed classification and wage rate (including the amount designated for fringe benefits, where appropriate), the contracting officer shall refer the question, including the views of all interested parties and the recommendation of the contracting officer, to the Wage and Hour Administrator for determination. Said Administrator, or an authorized representative, will issue a determination within 30 days of receipt and so advised the contracting officer or will notify the contracting officer within the 30-day period that additional time is necessary.

e. The wage rate (including fringe benefits where appropriate) determined pursuant to paragraph 2c or 2d of this Section IV shall be paid to all workers performing work in the additional classification from the first day on which work is performed in the classification.

### 3. Payment of Fringe Benefits:

a. Whenever the minimum wage rate prescribed in the contract for a class of laborers or mechanics includes a fringe benefit which is not expressed as an hourly rate, the contractor or subcontractors, as appropriate, shall either pay the benefit as stated in the wage determination or shall pay another bona fide fringe benefit or an hourly case equivalent thereof.

b. If the contractor or subcontractor, as appropriate, does not make payments to a trustee or other third person, he/she may consider as a part of the wages of any laborer or mechanic the amount of any cost reasonably anticipated in providing bona fide fringe benefits under a plan or program, provided that the Secretary of Labor has found, upon the written request of the contractor, that the applicable standards of the Davis-Bacon Act have been met. The Secretary of Labor may require the contractor to set aside in a separate account assets for the meeting of obligations under the plan or program.

### 4. Apprentices and Trainees (Programs of the U.S. DOL) and Helpers:

#### a. Apprentices:

(1) Apprentices will be permitted to work at less than the predetermined rate for the work they performed when they are employed pursuant to and individually registered in a bona fide apprenticeship program registered with the DOL, Employment and Training Administration, Bureau of Apprenticeship and Training, or with a State apprenticeship agency recognized by the Bureau, or if a person is employed in his/her first 90 days of probationary employment as an apprentice in such an apprenticeship program, who is not individually registered in the program, but who has been certified by the Bureau of Apprenticeship and Training or a State apprenticeship agency (where appropriate) to be eligible for probationary employment as an apprentice.

(2) The allowable ratio of apprentices to journeyman-level employees on the job site in any craft classification shall not be greater than the ratio permitted to the contractor as to the entire work force under the registered program. Any

employee listed on a payroll at an apprentice wage rate, who is not registered or otherwise employed as stated above, shall be paid not less than the applicable wage rate listed in the wage determination for the classification of work actually performed. In addition, any apprentice performing work on the job site in excess of the ratio permitted under the registered program shall be paid not less than the applicable wage rate on the wage determination for the work actually performed. Where a contractor or subcontractor is performing construction on a project in a locality other than that in which its program is registered, the ratios and wage rates (expressed in percentages of the journeyman-level hourly rate) specified in the contractor's or subcontractor's registered program shall be observed.

(3) Every apprentice must be paid at not less than the rate specified in the registered program for the apprentice's level of progress, expressed as a percentage of the journeyman-level hourly rate specified in the applicable wage determination. Apprentices shall be paid fringe benefits in accordance with the provisions of the apprenticeship program. If the apprenticeship program does not specify fringe benefits, apprentices must be paid

the full amount of fringe benefits listed on the wage determination

for the applicable classification. If the Administrator for the Wage

and Hour Division determines that a different practice prevails for

the applicable apprentice classification, fringes shall be paid in accordance with that determination.

(4) In the event the Bureau of Apprenticeship and Training, or a State apprenticeship agency recognized by the Bureau, withdraws approval of an apprenticeship program, the contractor or subcontractor will no longer be permitted to utilize apprentices at less than the applicable predetermined rate for the comparable work performed by regular employees until an acceptable program is approved.

#### b. Trainees:

(1) Except as provided in 29 CFR 5.16, trainees will not be permitted to work at less than the predetermined rate for the work performed unless they are employed pursuant to and individually registered in a program which has received prior approval, evidenced by formal certification by the DOL, Employment and Training Administration.

(2) The ratio of trainees to journeyman-level employees on the job site shall not be greater than permitted under the plan approved by the Employment and Training Administration. Any employee listed on the payroll at a trainee rate who is not registered and participating in a training plan approved by the Employment and Training Administration shall be paid not less than the applicable wage rate on the wage determination for the classification of work actually performed. In addition, any trainee performing work on the job site in excess of the ratio permitted under the registered program shall be paid not less than the applicable wage rate on the wage determination for the work actually performed.

(3) Every trainee must be paid at not less than the rate specified in the approved program for his/her level of progress, expressed as a percentage of the journeyman-level hourly rate specified in the applicable wage determination. Trainees shall be paid fringe benefits in accordance with the provisions of the trainee program. If the trainee program does not mention fringe benefits, trainees shall be paid the full amount of fringe benefits listed on the wage determination unless the Administrator of the Wage and Hour Division determines that there is an apprenticeship program associated with the corresponding journeyman-level wage rate on the wage determination which provides for less than full fringe benefits for apprentices, in which cases such trainees shall receive the same fringe benefits as apprentices.

(4) In the event the Employment and Training Administration



withdraws approval of a training program, the contractor or subcontractor will no longer be permitted to utilize trainees at less than the applicable predetermined rate for the work performed until an acceptable program is approved.

**c. Helpers:**

Helpers will be permitted to work on a project if the helper classification is specified and defined on the applicable wage determination or is approved pursuant to the conformance procedure set forth in Section IV. 2. Any worker listed on a payroll at a helper wage rate, who is not a helper under a approved definition, shall be paid not less than the applicable wage rate on the wage determination for the classification of work actually performed.

**5. Apprentices and Trainees (Programs of the U.S. DOT):**

Apprentices and trainees working under apprenticeship and skill training programs which have been certified by the Secretary of Transportation as promoting EEO in connection with Federal-aid highway construction programs are not subject to the requirements of paragraph 4 of this Section IV. The straight time hourly wage rates for apprentices and trainees under such programs will be established by the particular programs. The ratio of apprentices and trainees to journeymen shall not be greater than permitted by the terms of the particular program.

**6. Withholding:**

The SHA shall upon its own action or upon written request of an authorized representative of the DOL withhold, or cause to be withheld, from the contractor or subcontractor under this contract or any other Federal contract with the same prime contractor or any other Federally-assisted contract subject to Davis-Bacon prevailing wage requirements which is held by the same prime contractor, as much of the accrued payments or advances as may be considered necessary to pay laborers and mechanics, including apprentices, trainee's and helpers, employed by the contractor or any subcontractor the full amount of wages required by the contract. In the event of failure to pay any laborer or mechanic, including any apprentice, trainee, or helper, employed or working on the site of the work, all or part of the wages required by the contract, the SHA contracting officer may, after written notice to the contractor, take such action as may be necessary to cause the suspension of any further payment, advance, or guarantee of funds until such violations have ceased.

**7. Overtime Requirements:**

No contractor or subcontractor contracting for any part of the contract work which may require or involve the employment of laborers, mechanics, watchmen, or guards (including apprentices, trainees, and helpers described in paragraphs 4 and 5 above) shall require or permit any laborer, mechanic, watchman, or guard in any workweek in which he/she is employed on such work, to work in excess of 40 hours in such workweek unless such laborer, mechanic, watchman, or guard receives compensation at a rate not less than one-and-one-half times his/her basic rate of pay for all hours worked in excess of 40 hours in such workweek.

**8. Violation:**

Liability for Unpaid Wages; Liquidated Damages: In the event of any violation of the clause set forth in paragraph 7 above, the contractor and any subcontractor responsible thereof shall be liable to the affected employee for his/her unpaid wages. In addition, such contractor and subcontractor shall be liable to the United States (in the case of work done under contract for the District of Columbia or a territory, to such District or to such territory) for liquidated damages. Such liquidated damages shall be computed with respect to each individual laborer, mechanic, watchman, or guard employed in violation of the clause set forth in paragraph 7, in the sum of \$10 for each calendar day on which such employee was required or

permitted to work in excess of the standard work week of 40 hours without payment of the overtime wages required by the clause set forth in paragraph 7.

**9. Withholding for Unpaid Wages and Liquidated Damages:**

The SHA shall; upon its own action or upon written request of any authorized representative of the DOL withhold, or cause to be withheld, from any monies payable on account of work performed by the contractor or subcontractor under any such contract or any other Federal contract with the same prime contractor, or any other Federally-assisted contract subject to the Contract Work Hours and Safety Standards Act, which is held by the same prime contractor, such sums as may be determined to be necessary to satisfy any liabilities of such contractor or subcontractor for unpaid wages and liquidated damages as provided in the clause set forth in paragraph 8 above.

**V. STATEMENTS AND PAYROLLS**

(Applicable to all Federal-aid construction contracts exceeding \$2,000 and to all related subcontracts, except for projects located on roadways classified as local roads or rural collectors, which are exempt.)

**1. Compliance with Copeland Regulations (29 CFR 3):**

The contractor shall comply with the Copeland Regulations of the Secretary of Labor which are herein incorporated by reference.

**2. Payrolls and Payroll Records:**

- a. Payrolls and basic records relating thereto shall be maintained by the contractor and each subcontractor during the course of the work and preserved for a period of 3 years from the date of completion of the contract for all laborers, mechanics, apprentices, trainees, watchmen, helpers, and guards working at the site of the work.
- b. The payroll records shall contain the name, social security number, and address of each such employee; his or her correct classification; hourly rates of wages paid (including rates of contributions or costs anticipated for bona fide fringe benefits or cash equivalent thereof the types described in Section 1(b)(2)(B) of the Davis Bacon Act); daily and weekly number of hours worked; deductions made; and actual wages paid. In addition, for Appalachian contracts, the payroll records shall contain a notation indicating whether the employee does, or does not, normally reside in the labor area as defined in Attachment A, paragraph 1. Whenever the Secretary of Labor, pursuant to Section IV, paragraph 3b, has found that the wages of any laborer or mechanic include the amount of any costs reasonably anticipated in providing benefits under a plan or program described in Section 1(b)(2)(B) of the Davis Bacon Act, the contractor and each subcontractor shall maintain records which show that the commitment to provide such benefits is enforceable, that the plan or program is financially responsible, that the plan or program has been communicated in writing to the laborers or mechanics affected, and show the cost anticipated or the actual cost incurred in providing benefits. Contractors or subcontractors employing apprentices or trainees under approved programs shall maintain written evidence of the registration of apprentices and trainees, and ratios and wage rates prescribed in the applicable programs.
- c. Each contractor and subcontractor shall furnish, each week in which any contract work is performed, to the SHA resident engineer a payroll of wages paid each of its employees (including apprentices trainees, and helpers, described in Section IV, paragraphs 4 and 5, and watchmen and guards engaged on work during the preceding weekly payroll period). The payroll submitted shall set out accurately and completely

all of the information required to be maintained under paragraph 2b of this Section V. This information may be submitted in any form desired. Optional Form WH-347 is available for this purpose and may be purchased from the Superintendent of Documents (Federal stock number 029-005-0014-1), U.S. Government Printing Office, Washington, D.C. 20402. The prime contractor is responsible for submitting payroll copies of all subcontractors.

d. Each payroll submitted shall be accompanied by a "Statement of Compliance," signed by the Contractor or subcontractor or his/her agent who pays or supervises the payment of the persons employed under the contract and shall certify the following:

- (1) that the payroll for the payroll period contains the information required to be maintained under paragraph 2b of this Section V and that such information is correct and complete;
- (2) that such laborer or mechanic (including each helper, apprentice, and trainee) employed on the contract during the payroll period has been paid the full weekly wages earned, without rebate, either directly or indirectly, and that no deductions have been made either directly or indirectly from the full wages earned, other than permissible deductions as set forth in the Regulations, 29 CFR 3;
- (3) that each laborer or mechanic has been paid not less than the applicable wage rate and fringe benefits or cash equivalent for the classification of work performed, as specified in the applicable wage determination incorporated into the contract.

e. The weekly submission of a properly executed certification set forth on the reverse side of Optional Form WH-347 shall satisfy the requirement for submission of the "Statement of Compliance" required by paragraph 2d of this Section V.

f. The falsification of any of the above certifications may subject the contractor to civil or criminal prosecution under 18 U.S. C. 1001 and 31 U.S.C. 231.

g. The contractor or subcontractor shall make the records required under paragraph 2b of this Section V available for inspection, copying, or transcription by authorized representatives of the SHA, the FHWA, or the DOL, and shall permit such representatives to interview employees during working hours on the job. If the contractor or subcontractor fails to submit the required records or to make them available, the SHA, the FHWA, the DOL, or all may, after written notice to the contractor, sponsor, applicant, or owner, take such actions as may be necessary to cause the suspension of any further payment, advance, or guarantee of funds. Furthermore, failure to submit the required records upon request or to make such records available may be grounds for debarment action pursuant to 29 CFR 5.12.

## VI. RECORD OF MATERIALS, SUPPLIES, AND LABOR

1. On all federal-aid contracts on the national highway system, except those which provide solely for the installation of protective devices at railroad grade crossings, those which are constructed on a force account or direct labor basis, highway beautification contracts, and contracts for which the total final construction cost for roadway and bridge is less than \$1,000,000 (23 CFR 635) the contractor shall:

- a. Become familiar with the list of specific materials and supplies contained in Form FHWA-47, "Statement of Materials and Labor Used by Contractor of Highway Construction Involving Federal Funds," prior to the commencement of work under this contract.
- b. Maintain a record of the total cost of all materials and supplies purchased for and incorporated in the work, and also of the quantities of those specific materials and supplies listed on Form FHWA-47, and in the units shown on Form FHWA-47.
- c. Furnish, upon the completion of the contract, to the SHA resident engineer on Form FHWA-47 together with the data

required in paragraph 1b relative to materials and supplies, a final labor summary of all contract work indicating the total hours worked and the total amount earned.

2. At the prime contractor's option, either a single report covering all contract work or separate reports for the contractor and for each subcontract shall be submitted.

## VII. SUBLETTING OR ASSIGNING THE CONTRACT

1. The contractor shall perform with its own organization contract work amounting to not less than 30 percent (or a greater percentage if specified elsewhere in the contract) of the total original contract price, excluding any specialty items designated by the State. Specialty items may be performed by subcontract and the amount of any such specialty items performed may be deducted from the total original contract price before computing the amount of work required to be performed by the contractors' own organization (23 CFR 635).

a. "Its own organization" shall be construed to include only workers employed and paid directly by the prime contractor and equipment owned or rented by the prime contractor, with or without operators. Such term does not include employees or equipment of a subcontractor, assignee, or agent of the prime contractor.

b. "Specialty Items" shall be construed to be limited to work that requires highly specialized knowledge, abilities, or equipment not ordinarily available in the type of contracting organizations qualified and expected to bid on the contract as a whole and in general are to be limited to minor components of the overall contract.

2. The contract amount upon which the requirements set forth in paragraph 1 of Section VII is computed includes the cost of material and manufactured products which are to be purchased or produced by the contractor under the contract provisions.

3. The contractor shall furnish (a) a competent superintendent or supervisor who is employed by the firm, has full authority to direct performance of the work in accordance with the contract requirements, and is in charge of all construction operations (regardless of who performs the work) and (b) such other of its own organizational resources (supervision, management, and engineering services) as the SHA contracting officer determines is necessary to assure the performance of the contract.

4. No portion of the contract shall be sublet, assigned or otherwise disposed of except with the written consent of the SHA contracting officer, or authorized representative, and such consent when given shall not be construed to relieve the contractor of any responsibility for the fulfillment of the contract. Written consent will be given only after the SHA has assured that each subcontract is evidenced in writing and that it contains all pertinent provisions and requirements of the prime contract.

## VIII. SAFETY: ACCIDENT PREVENTION

1. In the performance of this contract the contractor shall comply with all applicable Federal, State, and local laws governing safety, health, and sanitation (23 CFR 635). The contractor shall provide all safeguards, safety devices and protective equipment and take any other needed actions as it determines, or as the SHA contracting officer may determine, to be reasonably necessary to protect the life and health of employees on the job and the safety of the public and to protect property in connection with the performance of the work covered by the contract.

2. It is a condition of this contract, and shall be made a condition of each subcontract, which the contractor enters into pursuant to this contract, that the contractor and any subcontractor shall not permit any employee, in performance of the contract, to work in

surroundings or under conditions which are unsanitary, hazardous or dangerous to his/her health or safety, as determined under construction safety and health standards (29 CFR 1926) promulgated by the Secretary of Labor, in accordance with Section 107 of the Contract Work Hours and Safety Standards Act (40 U.S.C. 333).

3. Pursuant to 29 CFR 1926.3, it is a condition of this contract that the Secretary of Labor or authorized representative thereof, shall have right of entry to any site of contract performance to inspect or investigate the matter of compliance with the construction safety and health standards and to carry out the duties of the Secretary under Section 107 of the Contract Work Hours and Safety Standards Act (40 U.S.C. 333).

#### **IX. FALSE STATEMENTS CONCERNING HIGHWAY PROJECTS**

In order to assure high quality and durable construction in conformity with approved plans and specifications and a high degree of reliability on statements and representations made by engineers, contractors, suppliers, and workers on Federal-aid highway projects, it is essential that all persons concerned with the project perform their functions as carefully, thoroughly, and honestly as possible. Willful falsification, distortion, or misrepresentation with respect to any facts related to the project is a violation of Federal law. To prevent any misunderstanding regarding the seriousness of these and similar acts, the following notice shall be posted on each Federal-aid highway project (23 CFR 635) in one or more places where it is readily available to all persons concerned with the project:

##### **NOTICE TO ALL PERSONNEL ENGAGED ON FEDERAL-AID HIGHWAY PROJECTS**

18 U.S.C. 1020 reads as follows:

*“Whoever, being an officer, agent or employee of the United States, or of any State or Territory, or whoever, whether a person, association, firm, or corporation, knowingly makes any false statement, false representation, or false report as to the character, quality, quantity, or cost of the material used or to be used, or the quantity or quality of the work performed or to be performed, or the cost thereof in connection with the submission of plans, maps, specifications, contracts, or costs of construction on any highway or related project submitted for approval to the Secretary of Transportation; or*

*Whoever knowingly makes any false statement, false representation, false report or false claim with respect to the character, quality, quantity, or cost of any work performed or to be performed, or materials furnished or to be furnished, in connection with the construction of any highway or related project approved by the Secretary of Transportation; or*

*Whoever knowingly makes any false statement or false representation as to material fact in any statement, certificate, or report submitted pursuant to provisions of the Federal-aid Roads Act approved July 1, 1916, (39 Stat. 355), as amended and supplemented;*

*Shall be fined not more than \$10,000 or imprisoned not more than 5 years or both.”*

#### **X. IMPLEMENTATION OF CLEAN AIR ACT AND FEDERAL WATER POLLUTION CONTROL ACT**

(Applicable to all Federal-aid construction contracts and to all related subcontracts of \$100,000 or more).

By submission of this bid or the execution of this contract, or

subcontract, as appropriate, the bidder, Federal-aid construction contractor, or subcontractor, as appropriate, will be deemed to have stipulated as follows:

1. That any facility that is or will be utilized in the performance of this contract, unless such contract is exempt under the Clean Air Act, as amended (42 U.S.C. 1857 *et seq.*, as amended by Pub.L. 91-604), and under the Federal Water Pollution Control Act, as amended (33 U.S.C. 1251 *et seq.*, as amended by Pub.L. 92-500), Executive Order 11738, and regulations in implementation thereof (40 CFR 15) is not listed, on the date of contract award, on the U.S. Environmental Protection Agency (EPA) List of Violating Facilities pursuant to 40 CFR 15.20.

2. That the firm agrees to comply and remain in compliance with all the requirements of Section 114 of the Clean Air Act and Section 308 of the Federal Water Pollution Control Act and all regulations and guidelines listed thereunder.

3. That the firm shall promptly notify the SHA of the receipt of any communication from the Director, Office of Federal Activities, EPA indicating that a facility that is or will be utilized for the contract is under consideration to be listed on the EPA List of Violating Facilities.

4. That the firm agrees to include or cause to be included the requirements of paragraph 1 through 4 of this Section X in every nonexempt subcontract, and further agrees to take such action as the government may direct as a means of enforcing such requirements.

#### **XI. CERTIFICATION REGARDING DEBARMENT, SUSPENSION, INELIGIBILITY AND VOLUNTARY EXCLUSION**

1. Instructions for Certification - Primary Covered Transactions:

(Applicable to all Federal-aid contracts - 49 CFR 29)

- a. By signing and submitting this proposal, the prospective primary participant is providing the certification set out below.
- b. The inability of a person to provide the certification set out below will not necessarily result in denial of participation in this covered transaction. The prospective participant shall submit an explanation of why it cannot provide the certification set out below. The certification or explanation will be considered in connection with the department or agency's determination whether to enter into this transaction. However, failure of the prospective primary participant to furnish a certification or an explanation shall disqualify such a person from participation in this transaction.
- c. The certification in this clause is a material representation of fact upon which reliance was placed when the department or agency determined to enter into this transaction. If it is later determined that the prospective primary participant knowingly rendered an erroneous certification, in addition to other remedies available to the Federal Government, the department or agency may terminate this transaction for cause of default.
- d. The prospective primary participant shall provide immediate written notice to the department or agency to whom this proposal is submitted if any time the prospective primary participant learns that its certification was erroneous when submitted or has become erroneous by reason of changed circumstances.
- e. The terms "covered transaction," "debarred," "suspended," "ineligible," "lower tier covered transaction," "participant," "person," "primary covered transaction," "principal," "proposal," and "voluntarily excluded," as used in this clause, have the meanings set out in the Definitions and Coverage sections of rules implementing Executive Order 12549. You may contact the department or agency to which this proposal

is submitted for assistance in obtaining a copy of those regulations.

f. The prospective primary participant agrees by submitting this proposal that, should the proposed covered transaction be entered into, it shall not knowingly enter into any lower tier covered transaction with a person who is debarred, suspended, declared ineligible, or voluntarily excluded from participation in this covered transaction, unless authorized by the department or agency entering into this transaction.

g. The prospective primary participant further agrees by submitting this proposal that it will include the clause titled "Certification Regarding Debarment, Suspension, Ineligibility and Voluntary Exclusion-Lower Tier Covered Transaction," provided by the department or agency entering into this covered transaction, without modification in all lower tier covered transactions

and in all solicitations for lower tier covered transactions.

h. A participant in a covered transaction may rely upon a certification of a prospective participant in a lower tier covered transaction that is not debarred, suspended, ineligible, or voluntarily excluded from the covered transaction, unless it knows that the certification is erroneous. A participant may decide the method and frequency by which it determines the eligibility of its principals. Each participant may, but is not required to, check the nonprocurement portion of the "Lists of Parties Excluded from Federal Procurement or Nonprocurement Programs" (Nonprocurement List) which is compiled by the General Services Administration.

i. Nothing contained in the foregoing shall be construed to require establishment of a system of records in order to render in good faith the certification required by this clause. The knowledge and information of participant is not required to exceed that which is normally possessed by a prudent person in the ordinary course of business dealings.

j. Except for transactions authorized under paragraph f of these instructions, if a participant in a covered transaction knowingly enters into a lower tier covered transaction with a person who is suspended, debarred, ineligible, or voluntarily excluded from participation in this transaction, in addition to other remedies available to the Federal Government, the department or agency may terminate this transaction for cause or default.

\*\*\*\*\*

#### **Certification Regarding Debarment, Suspension, Ineligibility and Voluntary Exclusion-Primary Covered Transactions**

1. The prospective primary participant certifies to the best of its knowledge and belief, that it and its principals:

- a. Are not presently debarred, suspended, proposed for debarment, declared ineligible, or voluntarily excluded from covered transactions by any Federal department or agency;
- b. Have not within a 3-year period preceding this proposal been convicted of or had a civil judgment rendered against them for commission of fraud or a criminal offense in connection with obtaining, attempting to obtain, or performing a public (Federal, State or local) transaction or contract under a public transaction; violation of Federal or State antitrust statutes or commission of embezzlement, theft, forgery, bribery, falsification or destruction of records, making false statements, or receiving stolen property;
- c. Are not presently indicted for or otherwise criminally or civilly charged by a governmental entity (Federal, State or local) with commission of any of the offenses enumerated in paragraph 1b of this certification; and
- d. Have not within a 3-year period preceding this application/proposal had one or more public transactions (Federal, State or local) terminated for cause or default.

to any of the statements in this certification, such prospective participant shall attach an explanation to this proposal.

\*\*\*\*\*

#### **2. Instructions for Certification - Lower Tier Covered Transactions:**

(Applicable to all subcontracts, purchase orders and other lower tier transactions of \$25,000 or more - 49 CFR 29)

a. By signing and submitting this proposal, the prospective lower tier is providing the certification set out below.

b. The certification in this clause is a material representation of fact upon which reliance was placed when this transaction was entered into. If it is later determined that the prospective lower tier participant knowingly rendered an erroneous certification, in addition to other remedies available to the Federal Government, the department, or agency with which this transaction originated may pursue available remedies, including suspension and/or debarment.

c. The prospective lower tier participant shall provide immediate written notice to the person to which this proposal is submitted if at any time the prospective lower tier participant learns that its certification was erroneous by reason of changed circumstances.

d. The terms "covered transaction," "debarred," "suspended," "ineligible," "primary covered transaction," "participant," "person," "principal," "proposal," and "voluntarily excluded," as used in this clause, have the meanings set out in the Definitions and Coverage sections of rules implementing Executive Order 12549. You may contact the person to which this proposal is submitted for assistance in obtaining a copy of those regulations.

e. The prospective lower tier participant agrees by submitting this proposal that, should the proposed covered transaction be entered into, it shall not knowingly enter into any lower tier covered transaction with a person who is debarred, suspended, declared ineligible, or voluntarily excluded from participation in this covered transaction, unless authorized by the department or agency with which this transaction originated.

f. The prospective lower tier participant further agrees by submitting this proposal that it will include this clause titled "Certification Regarding Debarment, Suspension, Ineligibility and Voluntary Exclusion-Lower Tier Covered Transaction," without modification, in all lower tier covered transactions and in all solicitations for lower tier covered transactions.

g. A participant in a covered transaction may rely upon a certification of a prospective participant in a lower tier covered transaction that is not debarred, suspended, ineligible, or voluntarily excluded from the covered transaction, unless it knows that the certification is erroneous. A participant may decide the method and frequency by which it determines the eligibility of its principals. Each participant may, but is not required to, check the Nonprocurement List.

h. Nothing contained in the foregoing shall be construed to require establishment of a system of records in order to render in good faith the certification required by this clause. The knowledge and information of participant is not required to exceed that which is normally possessed by a prudent person in the ordinary course of business dealing.

i. Except for transactions authorized under paragraph e of these instructions, if a participant in a covered transaction knowingly enters into a lower tier covered transaction with a person who is suspended, debarred, ineligible, or voluntarily excluded from participation in this transaction, in addition to other remedies available to the Federal Government, the department or agency with which this transaction originated may pursue available remedies, including suspension and/or debarment.

\*\*\*\*\*

2. Where the prospective primary participant is unable to certify

**Certification Regarding Debarment, Suspension, Ineligibility And  
Voluntary Exclusion-Lower Tier Covered Transactions:**

1. The prospective lower tier participant certifies, by submission of this proposal, that neither it nor its principals is presently debarred, suspended, proposed for debarment, declared ineligible, or voluntarily excluded from participation in this transaction by any Federal department or agency.

2. Where the prospective lower tier participant is unable to certify to any of the statements in this certification, such prospective participant shall attach an explanation to this proposal.

\*\*\*\*\*

**XII. CERTIFICATION REGARDING USE OF CONTRACT FUNDS FOR  
LOBBYING**

(Applicable to all Federal-aid construction contracts and to all related subcontracts which exceed \$100,000 - 49 CFR 20)

1. The prospective participant certifies, by signing and submitting this bid or proposal, to the best of his or her knowledge and belief, that:

a. No Federal appropriated funds have been paid or will be paid, by or on behalf of the undersigned, to any person for influencing or attempting to influence an officer or employee of any Federal agency, a Member of Congress, an officer or employee of Congress, or an employee of a Member of Congress in connection with the awarding of any Federal contract, the making of any Federal grant, the making of any Federal loan, the entering into of any cooperative agreement, and the extension, continuation, renewal, amendment, or modification of any Federal contract, grant, loan, or cooperative agreement.

b. If any funds other than Federal appropriated funds have been paid or will be paid to any person for influencing or attempting to influence an officer or employee of any Federal agency, a Member of Congress, an officer or employee of Congress, or an employee of a Member of Congress in connection with this Federal contract, grant, loan, or cooperative agreement, the undersigned shall complete and submit Standard Form-LLL, "Disclosure Form to Report Lobbying," in accordance with its instructions.

2. This certification is a material representation of fact upon which reliance was placed when this transaction was made or entered into. Submission of this certification is a prerequisite for making or entering into this transaction imposed by 31 U.S.C. 1352. Any person who fails to file the required certification shall be subject to a civil penalty of not less than \$10,000 and not more than \$100,000 for each such failure.

3. The prospective participant also agrees by submitting his or her bid or proposal that he or she shall require that the language of this certification be included in all lower tier subcontracts, which exceed \$100,000 and that all such recipients shall certify and disclose accordingly.

**MINIMUM WAGES FOR FEDERAL AND FEDERALLY  
ASSISTED CONSTRUCTION CONTRACTS**

This project is funded, in part, with Federal-aid funds and, as such, is subject to the provisions of the Davis-Bacon Act of March 3, 1931, as amended (46 Sta. 1494, as amended, 40 U.S.C. 276a) and of other Federal statutes referred to in a 29 CFR Part 1, Appendix A, as well as such additional statutes as may from time to time be enacted containing provisions for the payment of wages determined to be prevailing by the Secretary of Labor in accordance with the Davis-Bacon Act and pursuant to the provisions of 29 CFR Part 1. The prevailing rates and fringe benefits shown in the General Wage Determination Decisions issued by the U.S. Department of Labor shall, in accordance with the provisions of the foregoing statutes, constitute the minimum wages payable on Federal and federally assisted construction projects to laborers and mechanics of the specified classes engaged on contract work of the character and in the localities described therein.

General Wage Determination Decisions, modifications and supersedes decisions thereto are to be used in accordance with the provisions of 29 CFR Parts 1 and 5. Accordingly, the applicable decision, together with any modifications issued, must be made a part of every contract for performance of the described work within the geographic area indicated as required by an applicable DBRA Federal prevailing wage law and 29 CFR Part 5. The wage rates and fringe benefits contained in the General Wage Determination Decision shall be the minimum paid by contractors and subcontractors to laborers and mechanics.

**NOTICE**

The most current **General Wage Determination Decisions** (wage rates) are available on the IDOT web site. They are located on the Letting and Bidding page at <http://www.dot.state.il.us/desenv/delett.html>.

In addition, ten (10) days prior to the letting, the applicable Federal wage rates will be e-mailed to subscribers. It is recommended that all contractors subscribe to the Federal Wage Rates List or the Contractor's Packet through IDOT's subscription service.

PLEASE NOTE: if you have already subscribed to the Contractor's Packet you will automatically receive the Federal Wage Rates.

The instructions for subscribing are at <http://www.dot.state.il.us/desenv/subsc.html>.

If you have any questions concerning the wage rates, please contact IDOT's Chief Contract Official at 217-782-7806.