Notes:
Space reinforcement in cap to miss anchor bolts.
Pour steps monolithically with cap.
For details of piles, see sheet 71 of 86.

STATE OF ILLINOIS
DEPARTMENT OF TRANSPORTATION

ROUTE NO.	SECTION	COUNTY	TOTAL SHEETS	SHEET NO.
FAP Rte 614	144(B-1)	Cass & Mason	351	203
FED. ROAD DIST. NO. 7		ILLINOIS	FED. AID PROJECT-	

SHEET NO. 67
86 SHEETS

Contract #72A76

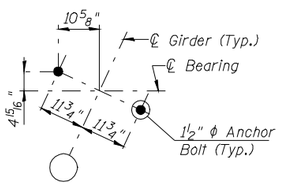

ANCHOR BOLT LAYOUT
(Typical all Girder Locations)

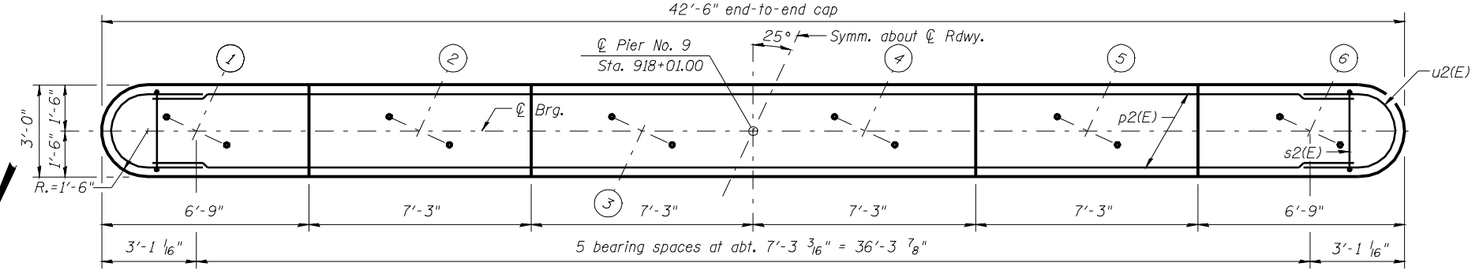

TOP PLAN

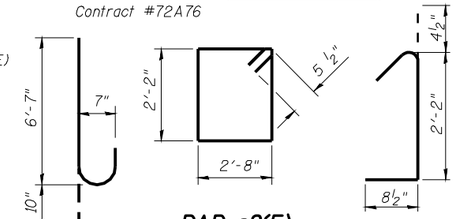

BAR n2(E)

BAR s2(E)

BAR s3(E)

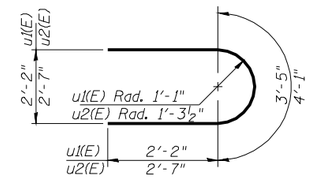

BARS u1(E) & u2(E)

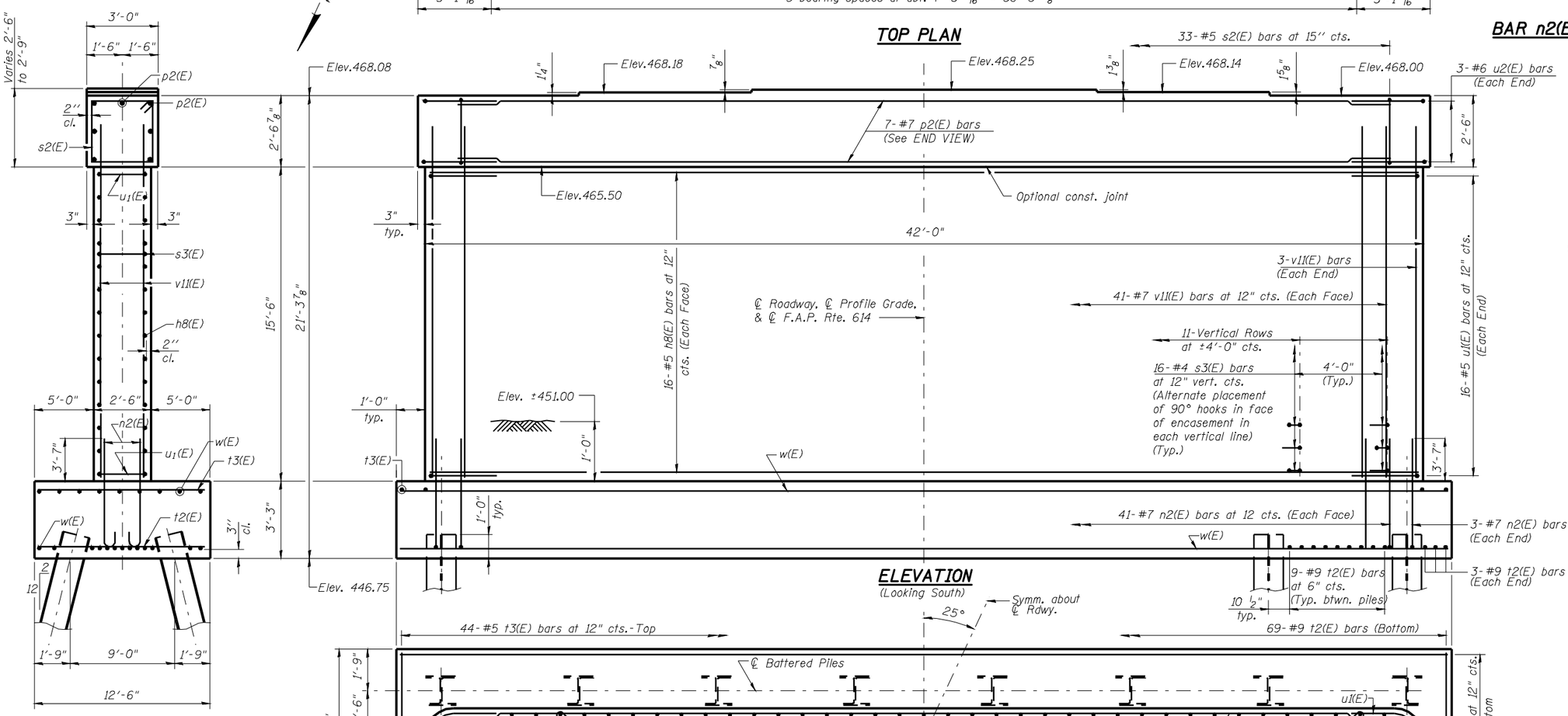

ELEVATION
(Looking South)

END VIEW

FOOTING PLAN

MIN. BAR LAP
#7 bars = 3'-5"

PILE DATA

Type:	HP 14x89
Nominal Required Bearing:	705 kips
Factored Resistance Available:	352 kips
Length:	75 Ft.
No. Production Piles:	16
No. Test Piles:	None

BILL OF MATERIAL - PIER 9

Bar	No.	Size	Length	Shape
h8(E)	32	#5	39'-6"	
n2(E)	88	#7	7'-5"	
p2(E)	7	#7	39'-6"	
s2(E)	33	#5	10'-7"	
s3(E)	176	#4	3'-3"	
t2(E)	69	#9	12'-0"	
t3(E)	44	#5	12'-0"	
u1(E)	32	#5	7'-9"	
u2(E)	6	#6	9'-3"	
v11(E)	88	#7	17'-6"	
w(E)	26	#5	43'-6"	
Structure Excavation		Cu. Yd.	62	
Concrete Structures		Cu. Yd.	138.0	
Reinforcement Bars, Epoxy Coated		Pound	12000	
Furnishing Steel Piles, HP14x89		Foot	1200	
Driving Piles		Foot	1200	
Pile Shoes		Each	16	
Braced Excavation		Cu. Yd.	146	

PIER 9 - DETAILS
F.A.P. 614 (IL 78) OVER SANGAMON RIVER
PUBLIC WATERS
CASS & MASON COUNTIES
SECTION 144 (B-1)
STA. 913+26.00
STRUCTURE NUMBER 009-0510

PROFESSIONAL DESIGN FIRM LICENSE #184-001084

© Copyright Hanson Professional Services Inc. MS_YEAR

HANSON
Hanson Professional Services Inc.

JOB NO. 07S2026
DATE 03/27/09

LAYOUT	VPT	09/12/08
DRAWN	BWC	09/30/08
REVIEWED	TEH	09/30/08

Mar-31-2009 09:04:01AM
c:\pw_work\PWIDOT\JAIGHLIN\R0d0344989-009-0510 Master Sheet File.dgn