STATE OF ILLINOIS
DEPARTMENT OF TRANSPORTATION

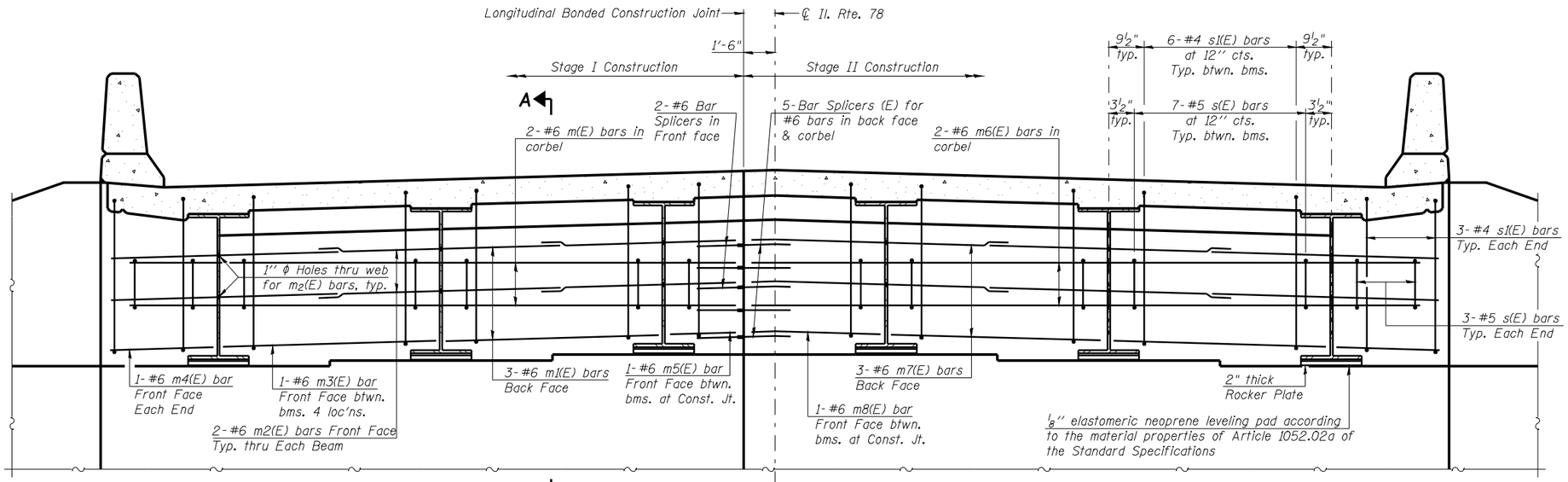

A

DIAPHRAGM ELEVATION AT NORTH ABUTMENT

Looking North (North Abutment shown South Abutment similar)

Notes:

Reinforcement bars in diaphragm are billed with superstructure on sheet 13 of 29.

Concrete in diaphragm is included with Concrete Superstructure on sheet 13 of 29.

For details of bars s(E) & s1(E) see sheet 13 of 29.

The s(E) and s1(E) bars shall be placed parallel to the beams. Spacing for these bars shall be at right angles to the beams.

MIN. BAR LAP

#6 bar = 2'-9"

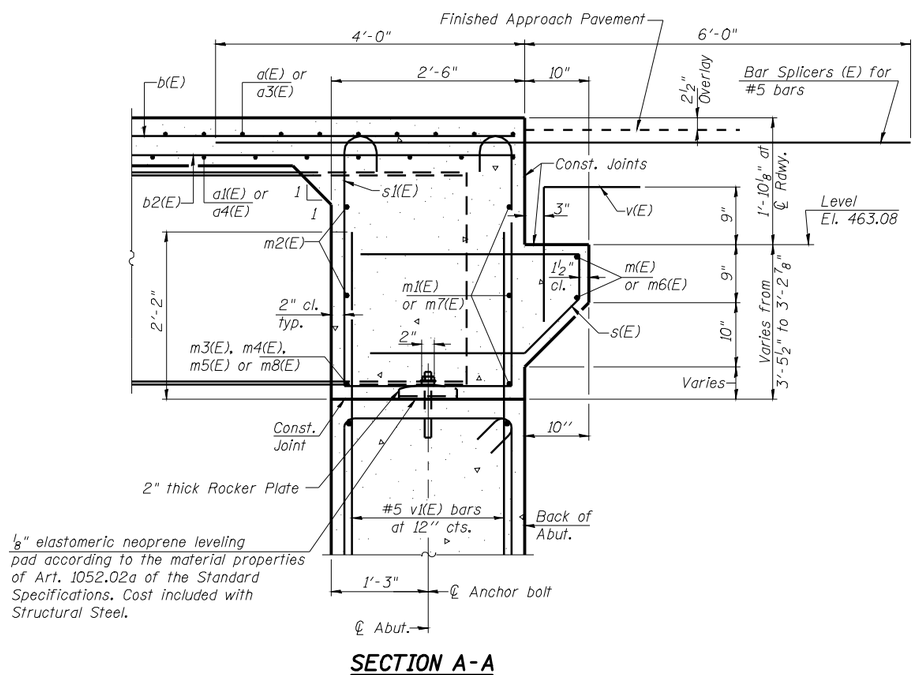

SECTION A-A
(NORTH ABUTMENT)

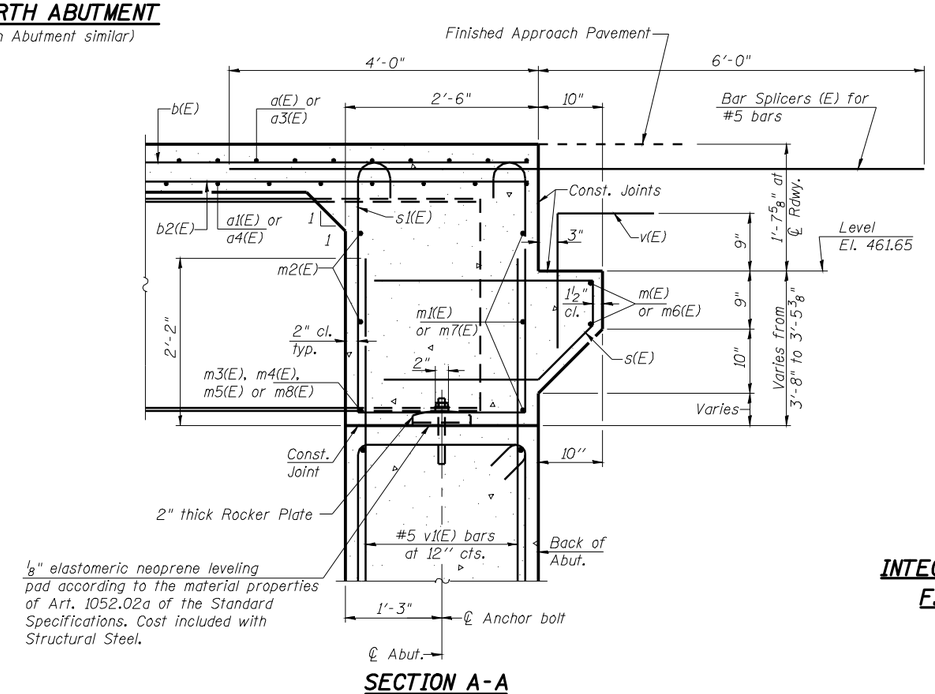

SECTION A-A
(SOUTH ABUTMENT)

INTEGRAL ABUTMENT DIAPHRAGM DETAILS
F.A.P. 614 (IL 78) OVER WOLF LAKE
(PUBLIC BODY OF WATER)
SECTION 144 (B-2)
MASON COUNTY
STA. 862+41.25
STRUCTURE NUMBER 063-0500

PROFESSIONAL DESIGN FIRM LICENSE #184-001084

© Copyright Hanson Professional Services Inc. MS_YEAR

HANSON
Hanson Professional Services Inc.

JOB NO. 07S2026
DATE 03/27/09
SHEET NO. 12
29 SHEETS

F.A. RTE.	SECTION	COUNTY	TOTAL SHEETS	SHEET NO.
614	144(B-1, B-2)	Mason	351	119

CONTRACT NO. 72A76

FED. ROAD DIST. NO. | ILLINOIS | FED. AID PROJECT

LAYOUT	TEH	10/22/08
DRAWN	Rod	12/09/08
REVIEWED	TEH	12/11/08

Mar-3-2009 07:57:45 AM
cs:\pw_work\PWI\007\LAUGHLIN\PLUs\D3449\063-0500 Master Sheet File.dgn