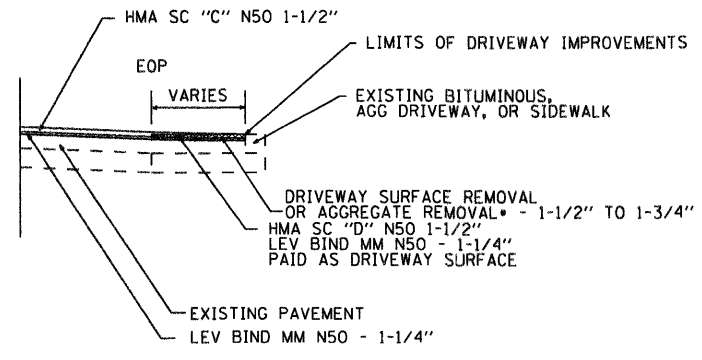


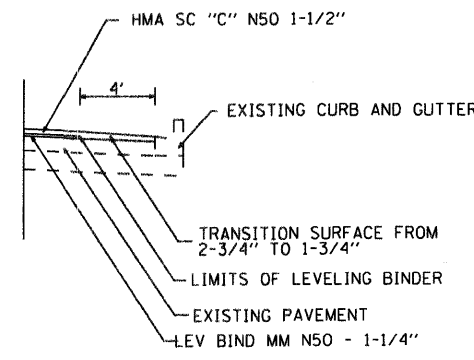
CONCRETE DRIVEWAY



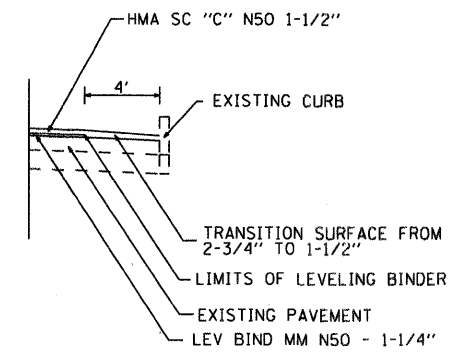
AGGREGATE OR BITUMINOUS DRIVEWAY

\*NOTE: AGGREGATE REMOVAL NECESSARY FOR THE PLACEMENT OF DRIVEWAY SURFACE SHALL BE CONSIDERED INCIDENTAL TO THE PLACEMENT OF DRIVEWAY SURFACE AND NO ADDITIONAL COMPENSATION WILL BE ALLOWED.

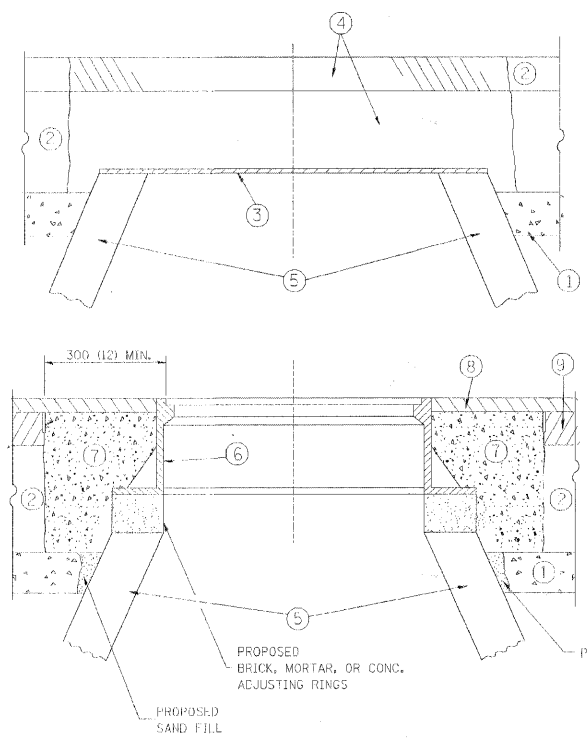
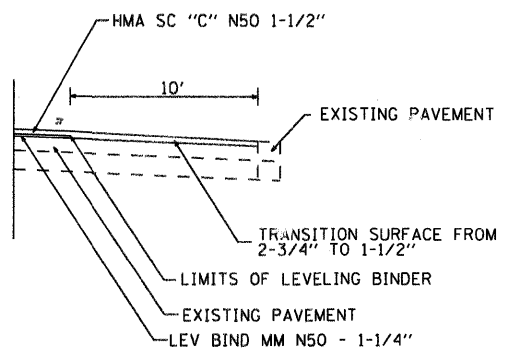
DRIVEWAY TREATMENT DETAIL



HMA TRANSITION AT CURB DETAIL



HMA TRANSITION TO EXISTING PAVEMENT



NOTES:

EXISTING BROKEN FRAMES AND LIDS SHALL BE REMOVED AND DISPOSED OF BY THE CONTRACTOR AND SHALL BE REPAIRED AS DIRECTED BY THE ENGINEER. REPLACEMENT FRAMES AND LIDS WILL BE PAID FOR IN ACCORDANCE WITH ARTICLE 105.04 OF THE STANDARD SPECIFICATIONS UNLESS A SEPARATE PAY ITEM HAS BEEN PROVIDED.

IF THE EXISTING LIDS ARE OPEN, THE FRAME WILL BE ADJUSTED TO THE ELEVATION OF THE MILLED PAVEMENT SURFACE PRIOR TO THE MILLING OPERATION. THE FRAME WILL NOT BE REMOVED AND COVERED BY THE METAL PLATE.

CITY OF CHICAGO CASTINGS ARE THE PROPERTY OF THE CITY AND THE CONTRACTOR SHALL NOTIFY THE CITY FOR REMOVAL AND DISPOSITION OF THE CASTINGS.

THE METAL PLATE USED TO COVER THE STRUCTURE SHALL REMAIN THE PROPERTY OF THE CONTRACTOR.

WHEN STRUCTURES ARE TO BE RECONSTRUCTED, THE LOWERING AND RAISING OF THE FRAMES AND LIDS WILL NOT BE PAID FOR SEPARATELY BUT WILL BE INCLUDED IN THE COST OF THE RECONSTRUCTION PAY ITEM.

DETAILS FOR FRAMES AND LIDS ADJUSTMENT WITH MILLING

REVISIONS	
NAME	DATE
R. SHAH	10/25/94
R. SHAH	01/30/95
R. SHAH	03/10/95
A. ABBAS	03/21/97

SCALE: NONE  
DATE: 10/18/2002  
DRAWN BY: [blank]  
CHECKED BY: [blank]  
BD600-03 (BD-8)  
REVISION DATE: 03/27/98

- CONSTRUCTION PROCEDURES
- STAGE 1 (BEFORE PAVEMENT MILLING)
- REMOVE A MINIMUM OF 300 (12) OF THE PAVEMENT FROM AROUND THE STRUCTURE.
  - REMOVE THE EXISTING FRAME AND LID FROM THE STRUCTURE.
  - COVER THE STRUCTURE OPENING WITH A 900 (36) DIAMETER METAL PLATE.
  - BACKFILL WITH CRUSHED STONE AND A MINIMUM 40 (1 1/2) THICK BITUMINOUS MATERIAL APPROVED BY THE ENGINEER.
- STAGE 2 (AFTER PAVEMENT MILLING)
- REMOVE THE BITUMINOUS MATERIAL AND CRUSHED STONE.
  - INSTALL THE FRAME AND LID; ADJUST THE FRAME TO ITS FINAL SURFACE ELEVATION.
  - THE SURROUNDING SPACE SHALL BE FILLED WITH CLASS S1 CONCRETE, OR BITUMINOUS CONCRETE SURFACE OR BINDER COURSE MATERIAL TO THE ELEVATION OF THE SURFACE OF THE EXISTING BASE COURSE OR THE BINDER COURSE.

THE PROCEDURE EXPLAINED ABOVE SHALL CONFORM TO THE APPLICABLE PORTIONS OF SECTIONS 353, 406, 602, AND 603 OF THE STANDARD SPECIFICATIONS.

- LEGEND
- ① SUB-BASE GRANULAR MATERIAL
  - ② EXISTING PAVEMENT
  - ③ 900 (36) DIAMETER METAL PLATE
  - ④ PROPOSED CRUSHED STONE AND BITUMINOUS MATERIAL
  - ⑤ EXISTING STRUCTURE
  - ⑥ FRAME AND LID (SEE NOTES)
  - ⑦ CLASS S1 CONCRETE, BITUMINOUS CONCRETE SURFACE OR BINDER COURSE MATERIAL
  - ⑧ PROPOSED BITUMINOUS CONCRETE SURFACE COURSE
  - ⑨ PROPOSED BITUMINOUS CONCRETE BINDER COURSE

LOCATION OF STRUCTURES:

THE CONTRACTOR WILL BE REQUIRED TO KEEP A RECORD OF THE LOCATIONS OF THE BURIED STRUCTURES ACCORDING TO THE STATION AND DISTANCE LEFT OR RIGHT OF THE CENTERLINE OF PAVEMENT. UPON COMPLETION OF THE WORK, THE CONTRACTOR WILL DELIVER THE RECORD TO THE ENGINEER.

BASIS OF PAYMENT: FRAMES AND LIDS TO BE ADJUSTED, SPECIAL EACH

NEW FRAMES AND LIDS, WHEN SPECIFIED, WILL BE PAID FOR SEPARATELY.

ALL DIMENSIONS ARE IN MILLIMETERS (INCHES) UNLESS OTHERWISE SHOWN

ILLINOIS DEPARTMENT OF TRANSPORTATION

DETAILS FOR FRAMES AND LIDS ADJUSTMENT WITH MILLING



USER NAME = djohanson	DESIGNED - D. JOHANSON	REVISED -
PLDT SCALE = N/A	DRAWN - DCJ	REVISED -
PLDT DATE = 3/9/2009	CHECKED - GFR	REVISED -
	DATE - 3/11/09	REVISED -

CITY OF HARVARD 2009 LAPP RESURFACING PROGRAM

CONSTRUCTION DETAILS

SCALE: N/A SHEET NO. 9 OF 13 SHEETS STA. TO STA.

F.A. RTE.	SECTION	COUNTY	TOTAL SHEETS	SHEET NO.
	08-0060-RS	MCHENRY	13	9
FED. ROAD DIST. NO. ILLINOIS			FED. AID PROJECT	