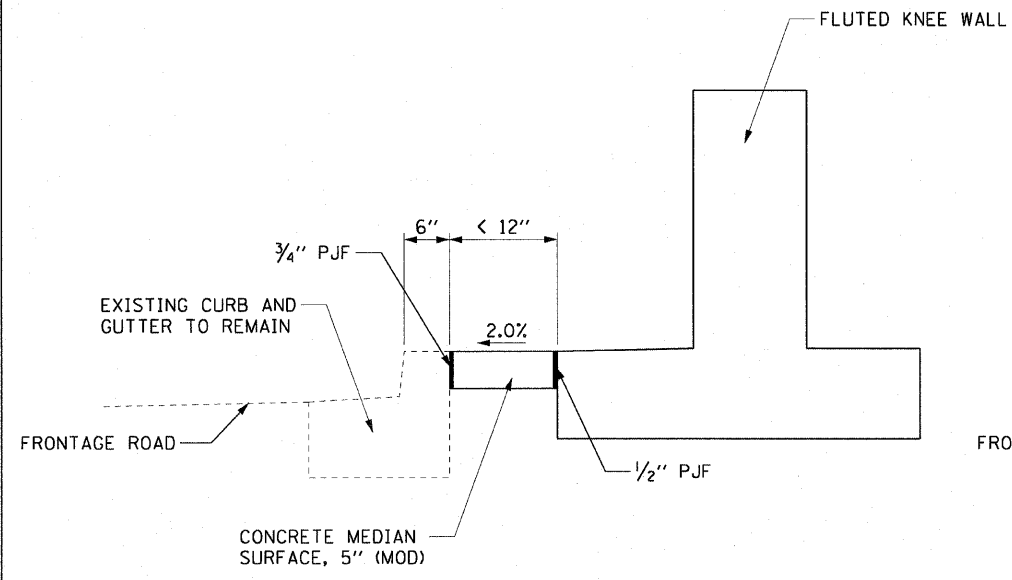
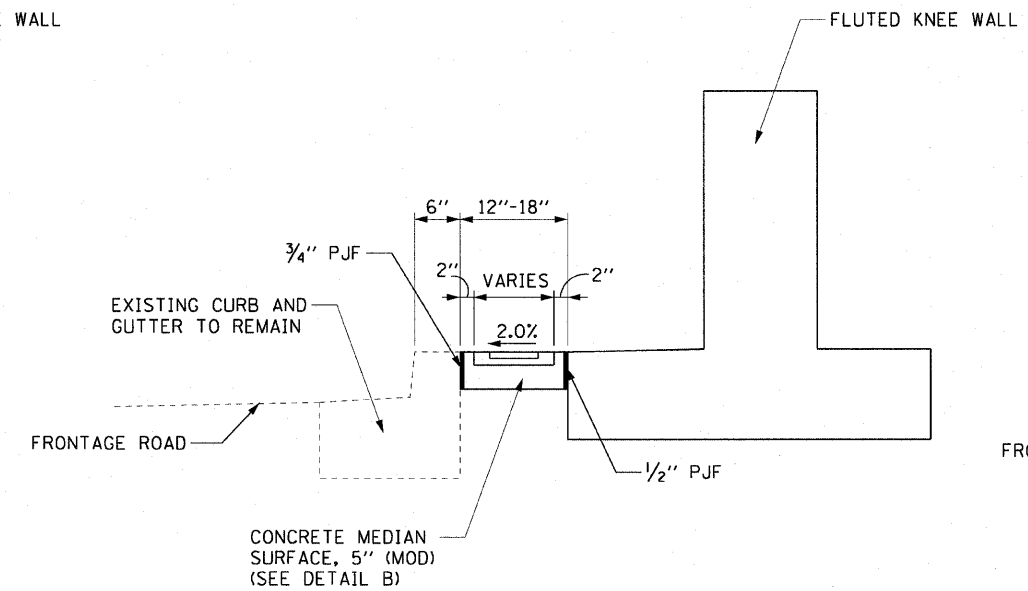


THIS OPTION WILL BE USED WHEN THE CARRIAGE WALK AREA MEASURES < 12" IN WIDTH



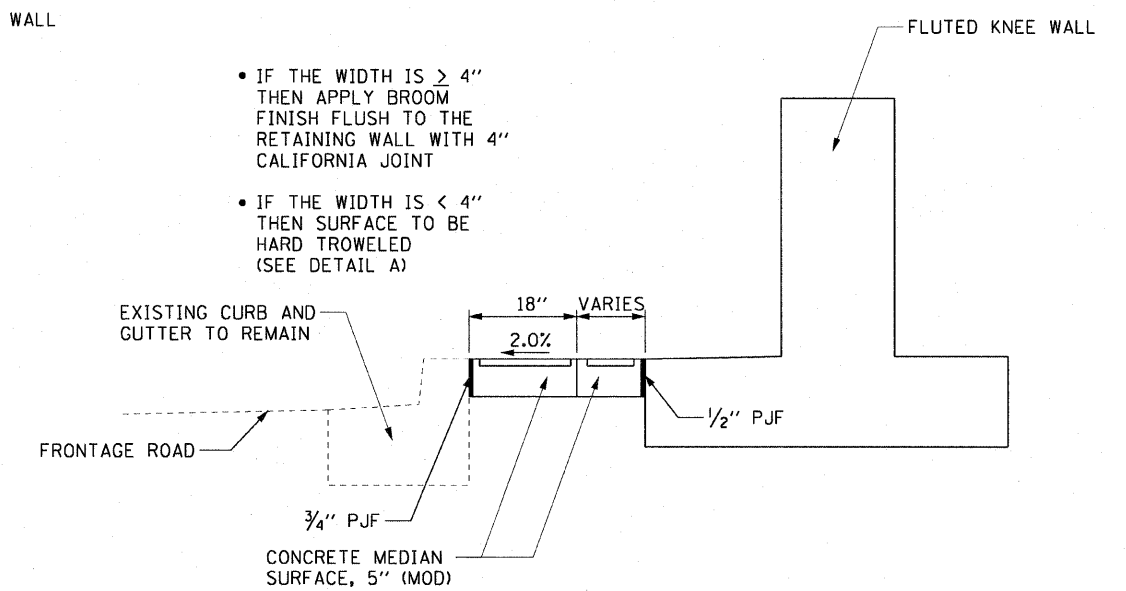
CARRIAGE WALK  
AREA < 12" WIDE

THIS OPTION WILL BE USED WHEN THE CARRIAGE WALK AREA MEASURES 12" TO 18" IN WIDTH

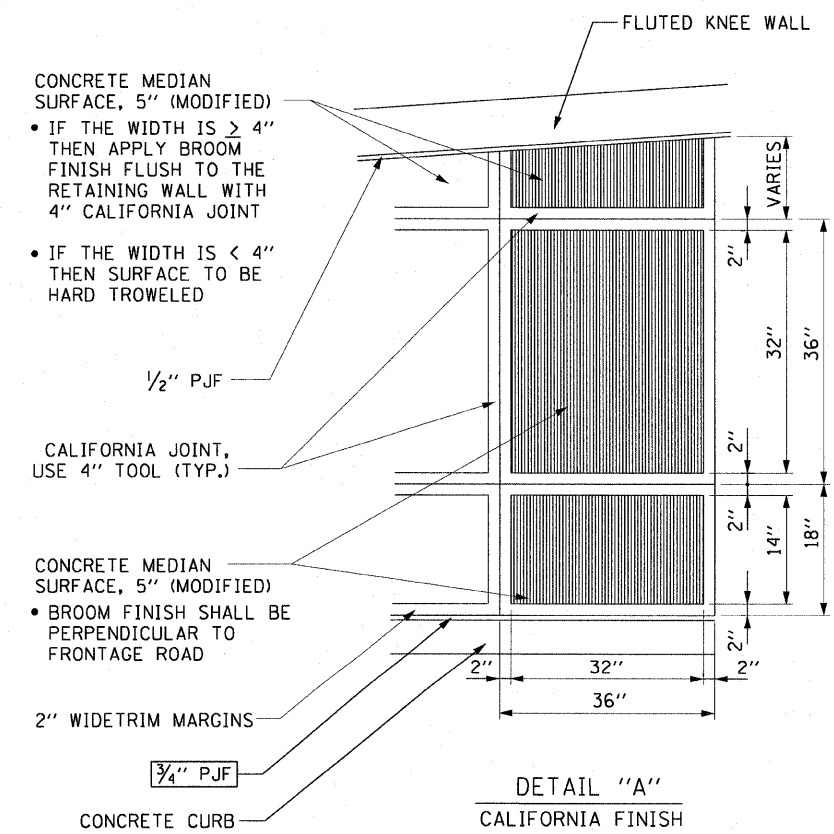


CARRIAGE WALK  
AREA 12" TO 18" WIDE

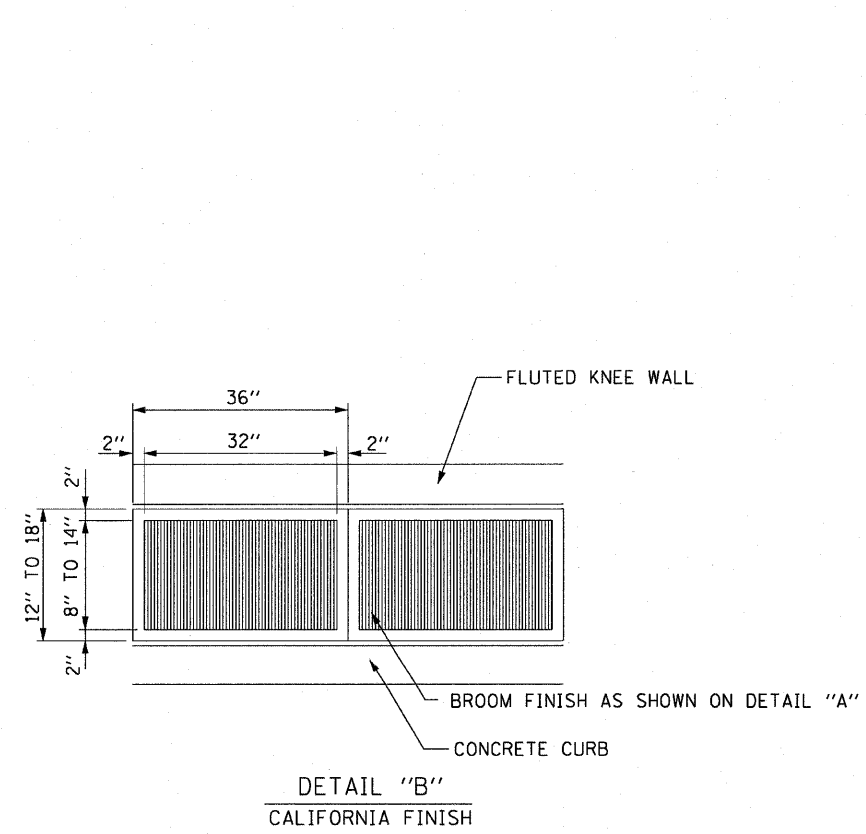
THIS OPTION WILL BE USED WHEN THE CARRIAGE WALK AREA MEASURES > 18" IN WIDTH



CARRIAGE WALK  
AREA > 18" WIDE



DETAIL "A"  
CALIFORNIA FINISH



DETAIL "B"  
CALIFORNIA FINISH

- IF THE WIDTH IS  $\geq 4"$  THEN APPLY BROOM FINISH FLUSH TO THE RETAINING WALL WITH 4" CALIFORNIA JOINT
- IF THE WIDTH IS  $< 4"$  THEN SURFACE TO BE HARD TROWELED (SEE DETAIL A)

- IF THE WIDTH IS  $\geq 4"$  THEN APPLY BROOM FINISH FLUSH TO THE RETAINING WALL WITH 4" CALIFORNIA JOINT
- IF THE WIDTH IS  $< 4"$  THEN SURFACE TO BE HARD TROWELED

- BROOM FINISH SHALL BE PERPENDICULAR TO FRONTAGE ROAD

REVISIONS	
NAME	DATE

ILLINOIS DEPARTMENT OF TRANSPORTATION  
F.A.I. 90/94 (DAN RYAN EXPRESSWAY)  
59TH ST TO 47TH ST (NORTHBOUND KNEE WALLS)  
ROADWAY DETAILS  
CONCRETE MEDIAN SURFACE, 5" (MODIFIED)  
CARRIAGE WALK AND CALIFORNIA FINISH DETAIL

SCALE: NONE  
DATE: JANUARY 14, 2009

DRAWN BY: PHP  
CHECKED BY: NJH