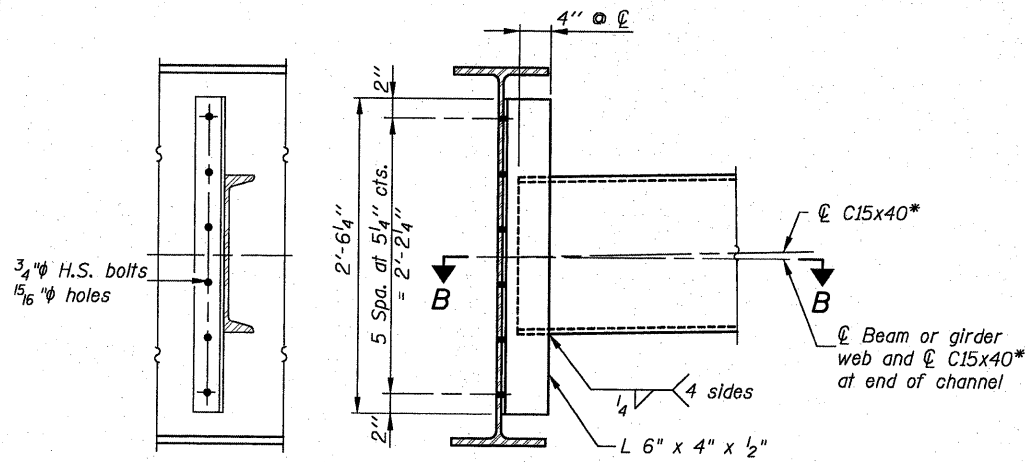
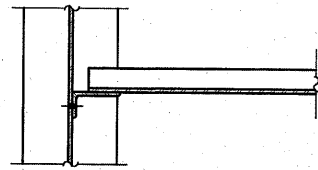


STATE OF ILLINOIS  
DEPARTMENT OF TRANSPORTATION

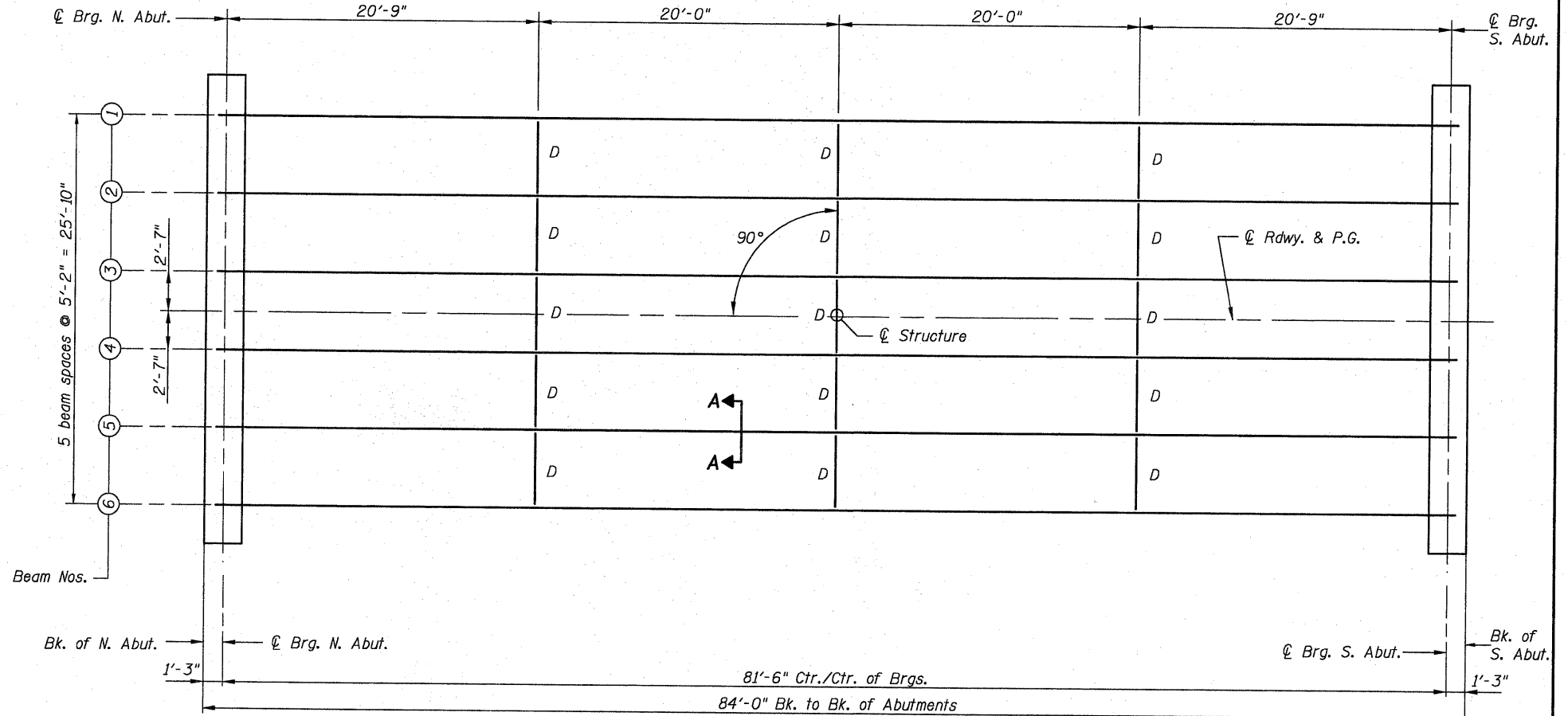


**DIAPHRAGM D**  
(15 Required)

\* Alternate channel C15x50 is permitted to facilitate material acquisition. Calculated weight of structural steel is based on the lighter section.

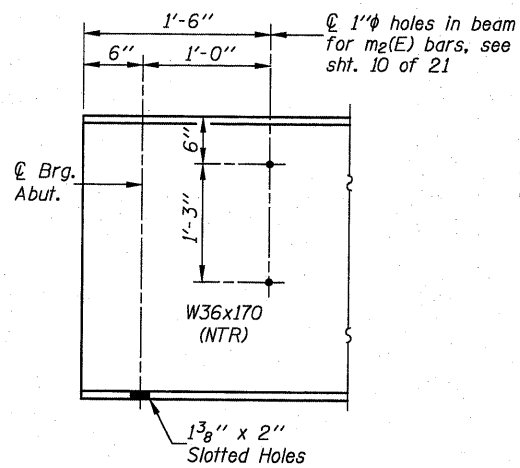


**SECTION B-B**

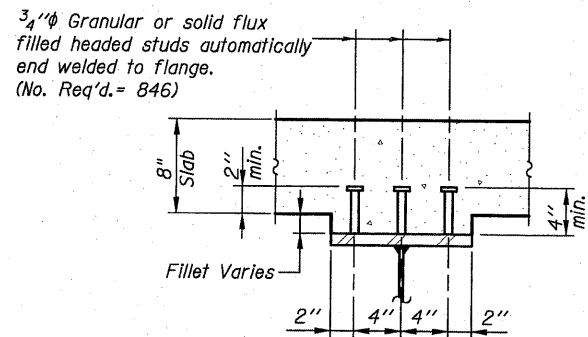


**FRAMING PLAN**

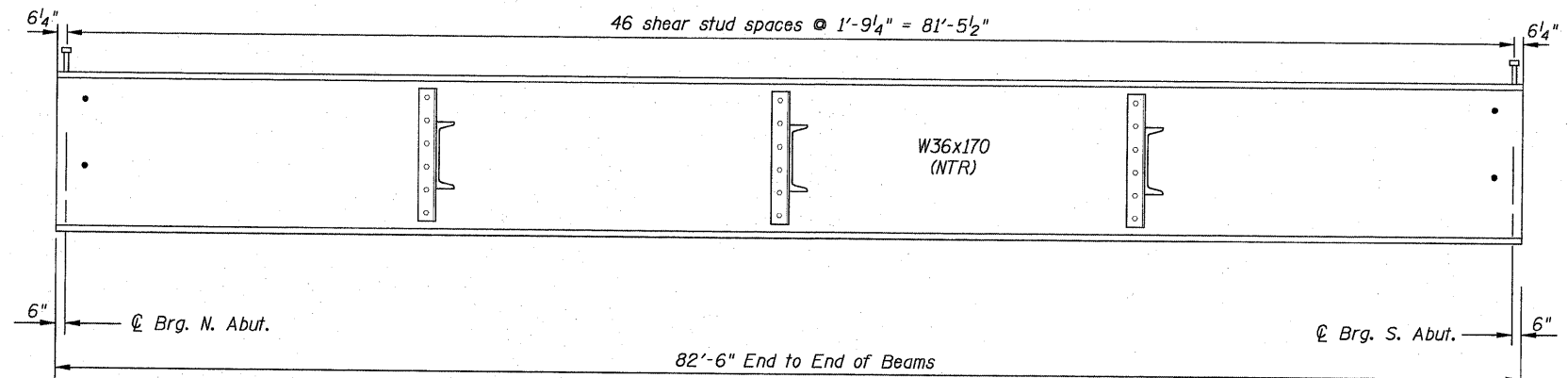
All Beams are W36x170 (NTR) and AASHTO M270, Gr. 50.



**TYP. END OF BEAM ELEVATION**



**SECTION A-A**



**BEAM ELEVATION**

**Notes:**

Two hardened washers required for each set of oversized holes.

All cross frames or diaphragms shall be installed as steel is erected and secured with erection pins and bolts except as otherwise noted. Individual cross frames or diaphragms at supports may be temporarily disconnected to install bearing anchor rods.

Load carrying components designated "NTR" shall conform to the Supplemental Requirements for Notch Toughness, Zone 2.

DESIGNED	B.G.H.
CHECKED	L.D.G.
DRAWN	K.H.L.
CHECKED	B.G.H.

**STRUCTURAL STEEL**

SHEET NO. 13 21 SHEETS	F.A.S. RTE.	SECTION	COUNTY	TOTAL SHEETS	SHEET NO.
	739	401-2BR	GREENE	150	46
S.N. 031-0041			CONTRACT NO. 76410		
FED. ROAD DIST. NO.		ILLINOIS FED. AID PROJECT			