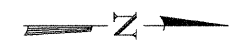
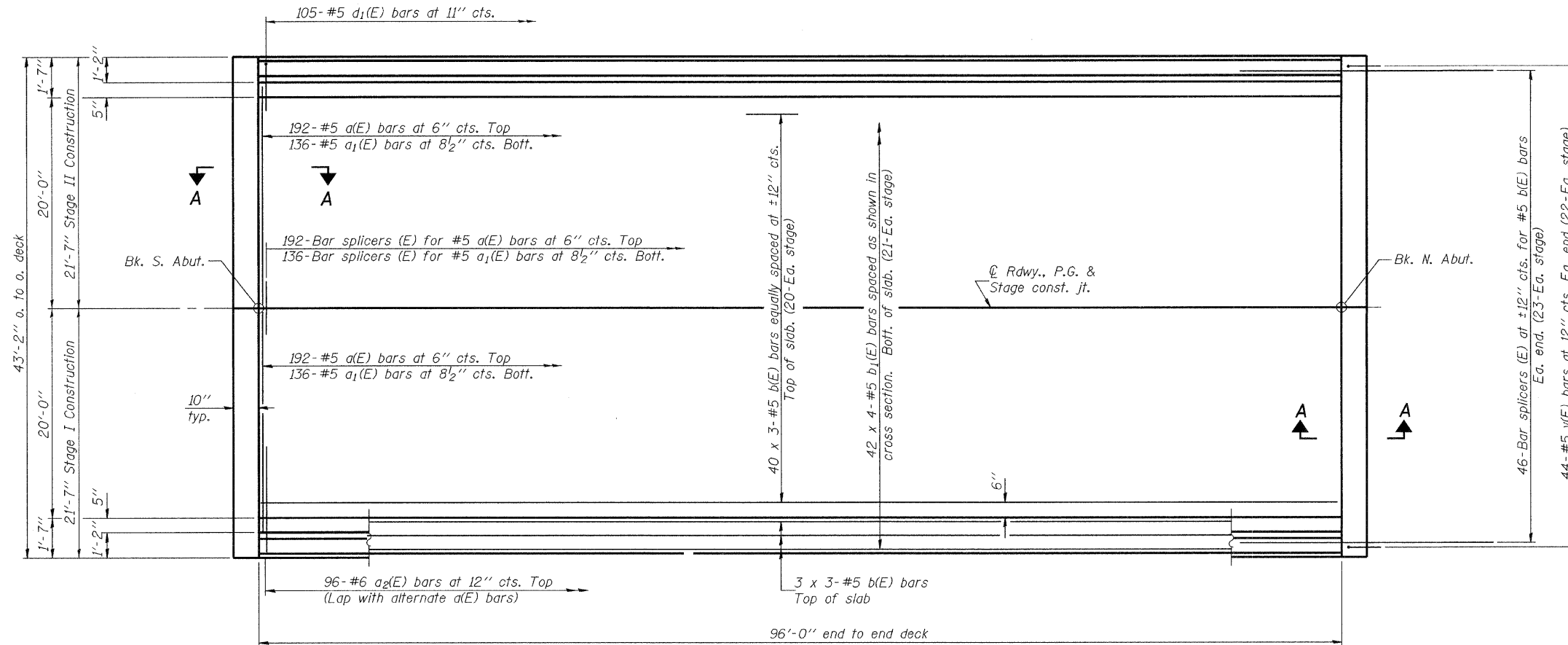


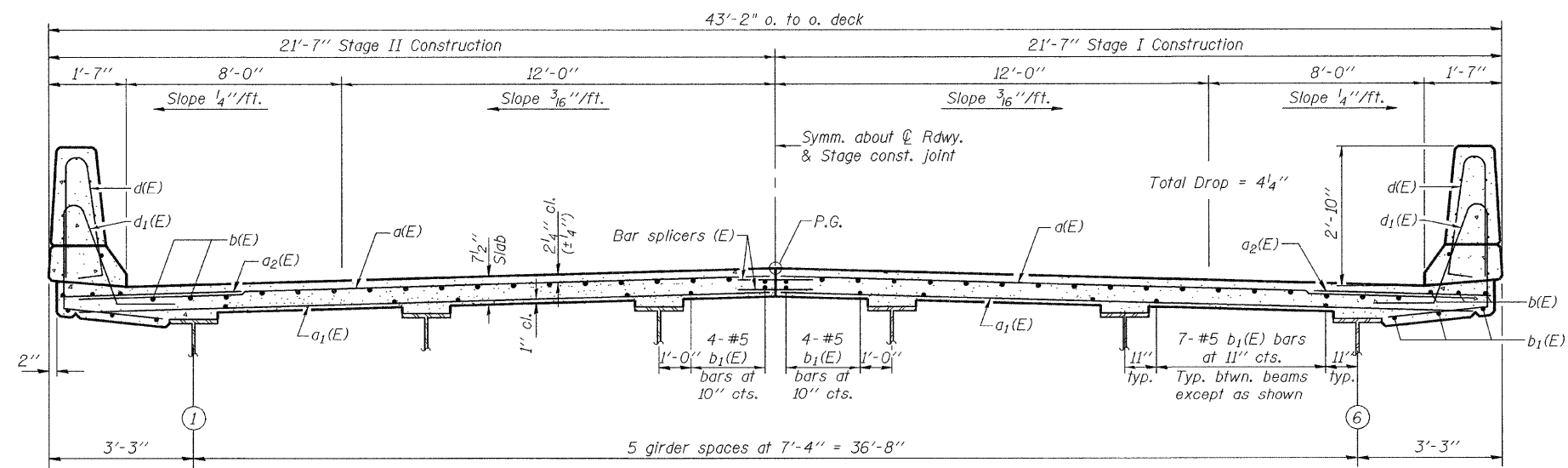
STATE OF ILLINOIS
DEPARTMENT OF TRANSPORTATION



Notes:
See sheet 10 of 21 for superstructure details, parapet reinforcement, and Bill of Material.
Bars indicated thus 20 x 3-#5 etc. indicates 20 lines of bars with 3 lengths per line.
See sheet 20 of 21 for bar splicer assembly details.
For Section A-A and diaphragm details see sheet 11 of 21.

MIN. BAR LAP
#5 bar = 2'-2"

PLAN



CROSS SECTION
(Looking North)

SUPERSTRUCTURE
STRUCTURE NO. 079-0050

DESIGNED J.E. KRAMER
CHECKED P.E. COPPERNOLL
DRAWN AMBER SEIBER htd
CHECKED GRA

March 2, 2010
EXAMINED *Thomas J. Donagale*
PASSED *Ralph E. Anderson*
ENGINEER OF BRIDGES AND STRUCTURES

SHEET NO. 9 21 SHEETS	F.A.P. RTE.	SECTION	COUNTY	TOTAL SHEETS	SHEET NO.
	682	21BR, 21-I-1	RANDOLPH	77	48
CONTRACT NO. 76126					
FED. ROAD DIST. NO. ILLINOIS FED. AID PROJECT					