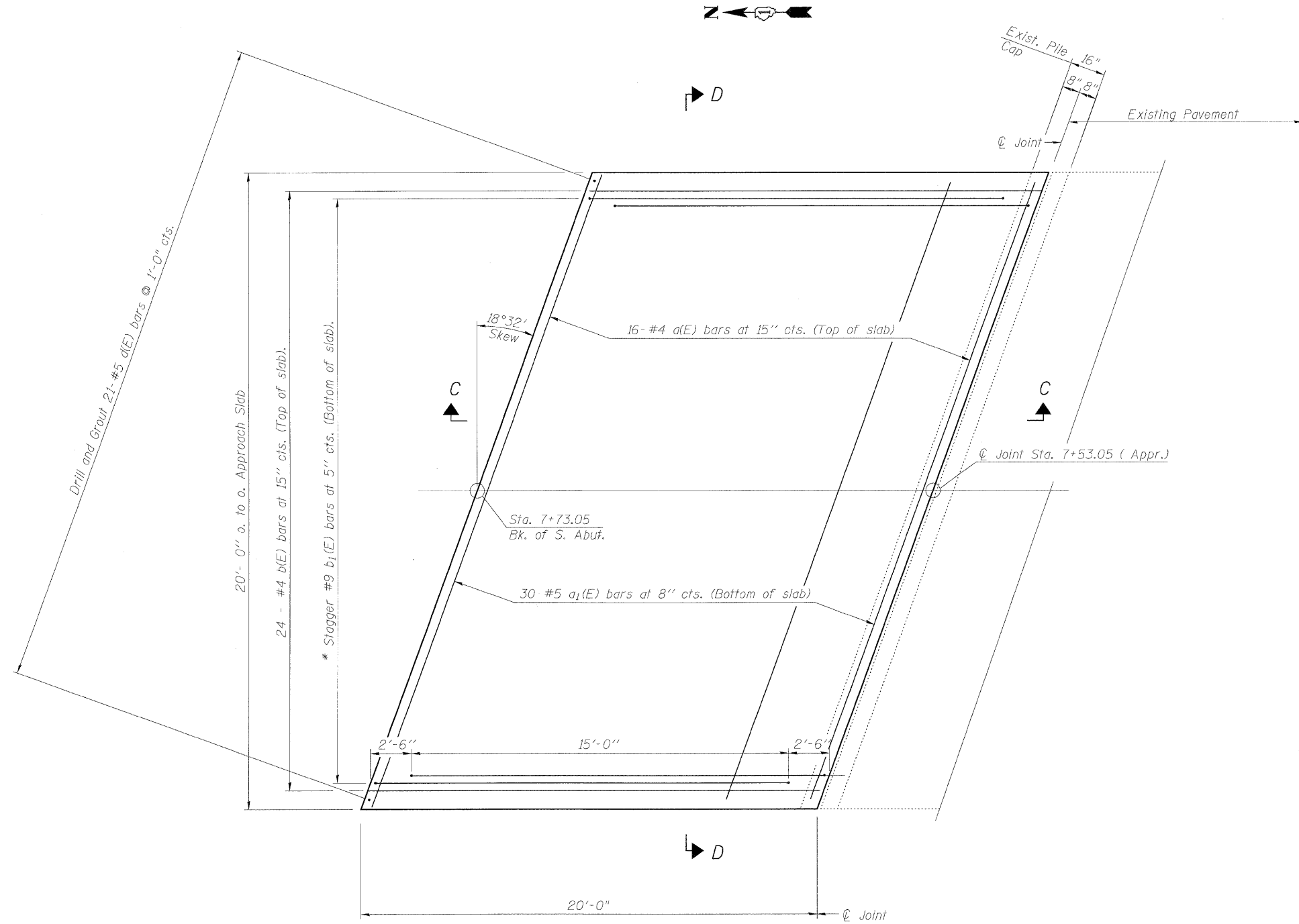


STATE OF ILLINOIS
DEPARTMENT OF TRANSPORTATION

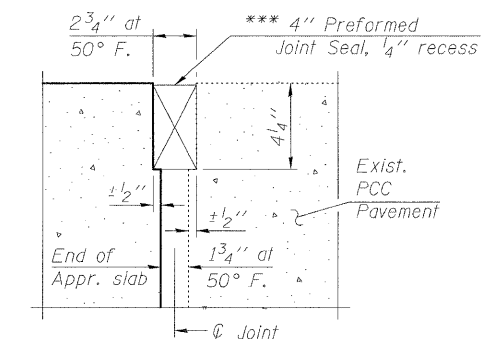


PLAN

* Tilt #9 b₁(E) bars as required to maintain clearance.

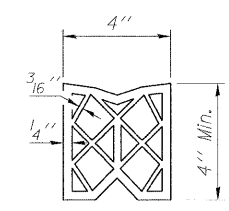
Notes:
See sheet 20 of 27 for Sections C-C & D-D.
a(E) and a₁(E) bar spacings measured along ϕ Rdwy.

*** Cost included with Concrete Superstructure.



RIGID PAVEMENT

DETAIL A



PREFORMED JOINT SEAL

BRIDGE APPROACH SLAB DETAILS
STRUCTURE NO. 045-0061

DESIGNED	BRT
CHECKED	BJM
DRAWN	JNH
CHECKED	BJM



Wight & Company
2500 North Frontage Road . Darien . IL 60561
630.969.7000 630.969.7979 fax
Design Firm Registration 184-000451

SHEET NO. 11 13 SHEETS	F.A.U. RTE. 2503	SECTION 39 EXT-VB-1	COUNTY KANE	TOTAL SHEETS 27	SHEET NO. 19
	CONTRACT NO. 60J48			FED. ROAD DIST. NO. - ILLINOIS FED. AID PROJECT	

G:\ENG\06-5328-02.D1 Various Structure\CAD\0450061\Sheet\0450061_ApproachSlab_Details.dgn 4/28/2010 1:30:38 PM Default