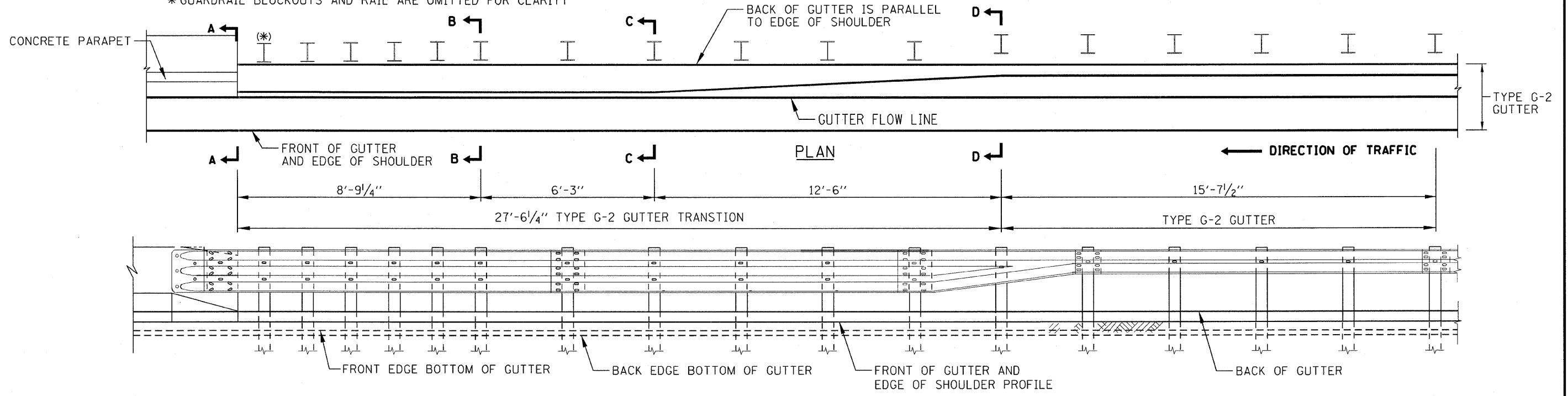
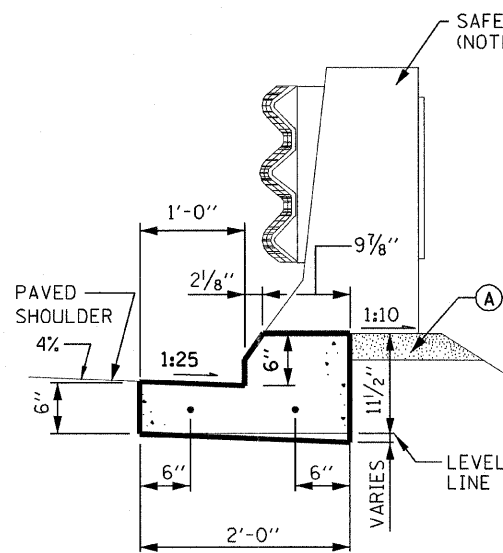


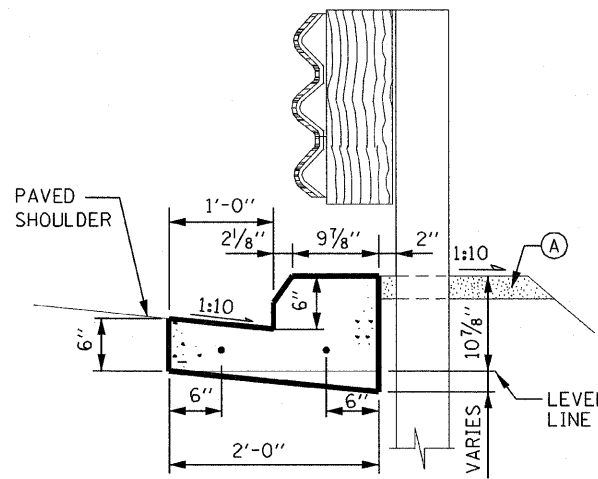
* GUARDRAIL BLOCKOUTS AND RAIL ARE OMITTED FOR CLARITY



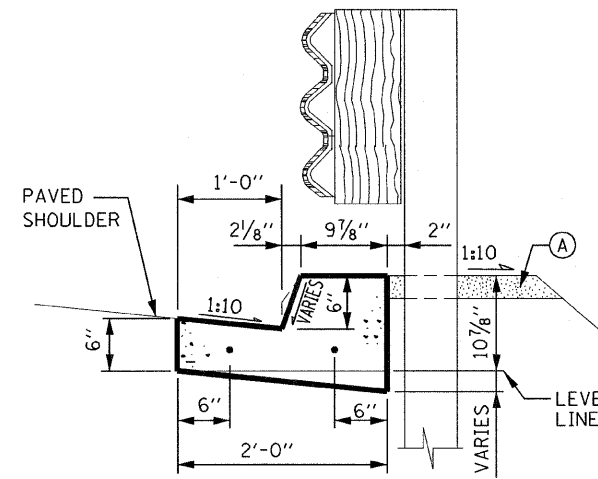
ELEVATION



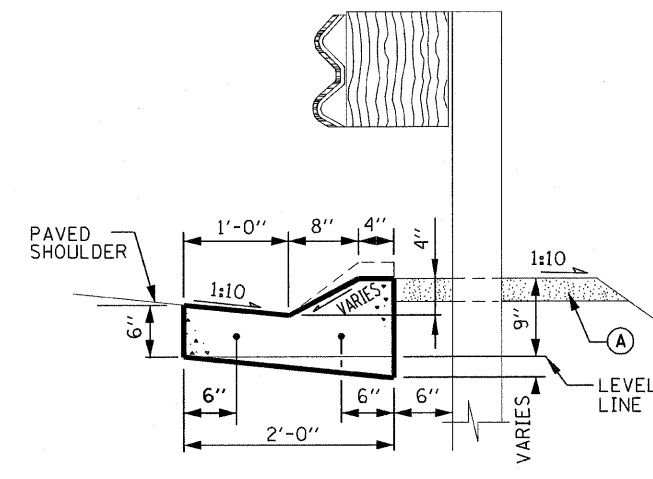
G-2 SECTION A-A
AT CONCRETE PARAPET



G-2 SECTION B-B
8'-9 1/4" FROM PARAPET



G-2 SECTION C-C
15'-0 1/4" FROM PARAPET



G-2 SECTION D-D
27'-6 1/4" FROM PARAPET

NOTES:


1. SEE SHEET 1 OF THIS SERIES FOR GENERAL NOTES.
2. THE TYPE G-2 GUTTER TRANSITION SHALL BE PAID PER FOOT FOR CONCRETE GUTTER TYPE G-2.

SHEET 2 OF 2

LEGEND

- (A) AGGREGATE SHOULDERS SPECIAL, TYPE C

TYPE G-2 GUTTER TRANSITION AT TRAFFIC BARRIER TERMINAL, TYPE T6

APPROVED.....

 CHIEF ENGINEER DATE 5-1-2009...

Illinois Tollway
 Open Roads for a Faster Future

TYPE G-2/G-3 GUTTER
 TRANSITION AT TRAFFIC
 BARRIER TERMINAL, TYPE T6

STANDARD B3-01

395B of 516